




**THE  
FLY-BY-NIGHT  
AMERICAN LEAGUE  
2009 SEASON  
FINAL STATISTICS**

**OCTOBER 15, 2009**





AMERICAN LEAGUE  
○  
WEST



# 2009 Yorktown

162 Games

Player	G	AB	H	2B	3B	HR	R	RBI	W	K	SB	CS	HBP	E	AVG
Denorfia, C.	26	24	12	2	0	1	4	9	0	4	1	0	0	0	.500
Duncan, C. *	15	42	17	4	0	2	8	8	7	6	0	0	0	0	.405
Sheffield, G. *	14	21	8	0	0	3	7	7	2	2	0	0	0	0	.381
Hall, B.	85	177	65	22	0	7	42	34	19	47	2	3	3	9	.367
Pagan, A. &	37	100	36	7	0	3	24	16	17	13	5	0	0	0	.360
Gwynn, T.	37	45	16	0	0	0	16	6	29	1	13	3	2	0	.356
Wigginton, T.	30	88	31	9	0	5	17	18	7	14	0	0	1	1	.352
Barton, D. *	52	111	38	3	6	3	20	20	11	24	0	0	0	3	.342
Aurelia, R.	49	133	44	9	0	4	27	22	13	15	0	0	0	5	.331
Bailey, J.	19	55	18	1	1	1	12	9	10	21	0	0	0	1	.327
Cantu, J.	98	363	118	25	1	13	60	61	21	69	1	1	4	6	.325
Kendrick, H.	128	374	120	29	2	2	52	47	24	44	12	1	2	6	.321
Rodriguez, L.	86	222	70	12	0	0	32	27	17	22	1	0	0	1	.315
Suzuki, K.	146	460	142	26	0	6	59	49	33	70	1	2	11	3	.309
Nieves, W.	61	165	50	4	0	0	23	22	14	28	0	0	0	5	.303
Byrd, M. &	135	442	132	35	1	9	58	70	43	69	4	1	9	4	.299
Figgins, C. &	147	482	143	14	0	2	81	40	68	88	46	15	4	6	.297
Drew, S.	161	617	183	53	6	16	91	89	28	89	0	1	0	10	.297
Guillen, J.	100	251	73	22	0	14	39	52	16	49	1	0	1	2	.291
Rivera, M. *	20	59	17	5	0	0	7	5	5	8	0	0	2	0	.288
Amazega, A.	17	50	14	1	0	1	4	8	4	10	2	1	1	1	.280
Fukudome, K. *	63	218	60	13	3	4	29	35	24	45	5	1	0	0	.275
Harris, W.	116	404	111	17	7	19	80	71	55	66	12	4	5	6	.275
Rowand, A.	94	343	94	23	0	6	52	44	31	69	3	1	8	3	.274
Griffey, K.	139	443	119	17	1	15	57	70	50	81	0	0	4	0	.269
Chavez, E.	8	14	3	0	0	0	0	0	1	1	0	0	0	0	.214
Dukes, E.	33	92	17	5	1	1	8	7	10	25	3	1	3	4	.185
Pitchers	162	0	0	0	0	0	0	0	0	0	0	0	0	12	----
Team	162	5795	1751	358	29	137	909	846	559	980	112	35	60	88	.302

Traded Players	G	AB	H	2B	3B	HR	R	RBI	BB	SO	SB	CS	HBP	E	AVG
Denorfia, C.	21	44	17	8	0	1	8	9	6	13	0	0	0	0	.386
Rowand, A.	64	244	71	18	0	6	39	42	15	51	0	0	7	2	.291
Cantu, J.	64	255	64	10	0	7	24	25	18	60	0	0	3	9	.251
Amazega, A.	53	169	34	2	3	1	19	18	17	28	1	0	1	1	.201
Aurelia, R.	30	121	31	3	1	2	18	16	5	15	0	0	0	0	.256
Dukes, E.	89	212	49	10	4	10	42	27	44	61	11	4	6	6	.231
Wigginton, T.	107	337	101	21	2	20	54	62	20	50	0	0	7	9	.300

Player	G	GS	GC	Sho	W	L	S	IP	H	R	ER	BB	K	ERA	HRA
Blevins, J.	7	0	0	0	0	0	1	8.0	6	1	1	1	13	1.13	0
Wade, C.	28	0	0	0	4	2	7	42.3	28	8	7	6	29	1.49	4
Arrendondo, J.	36	0	0	0	2	3	7	50.7	37	14	13	19	48	2.31	6
Jiminez, C.	18	2	0	0	2	0	1	36.7	32	15	11	19	31	2.70	2
Hawkins, L.	55	0	0	0	5	3	22	68.0	61	25	22	21	55	2.91	4
Park, C.H.	25	14	1	0	6	3	1	105.3	94	44	42	35	77	3.59	7
Sheets, B.	9	9	2	0	6	2	0	67.3	69	28	27	26	54	3.61	4
Kuroda, H.	31	31	3	1	14	10	0	201.0	204	89	82	52	128	3.67	22
Bass, B.	49	4	0	0	4	2	4	96.0	103	45	43	50	40	4.03	11
Bedard, E. &	15	15	2	0	6	3	0	89.0	67	42	40	43	93	4.04	11
Silva, C.	6	6	1	0	1	3	0	39.3	43	19	18	6	17	4.12	5
Waechter, D.	56	0	0	0	6	0	3	67.0	73	31	31	23	56	4.16	9
Davies, K.	21	21	2	0	9	6	0	124.0	117	65	59	49	83	4.28	11
Wolf, R.	32	32	4	2	18	7	0	195.0	203	111	96	91	161	4.43	27
Gaudin, C. *	42	0	0	0	4	4	9	100.3	113	63	55	36	95	4.93	14
Villone, R.	10	0	0	0	4	0	0	11.3	9	7	7	5	17	5.56	2
de la Rosa, J.	29	28	2	0	7	15	0	143.0	167	115	99	80	149	6.23	20
Franklin, R. *	13	0	0	0	0	1	2	27.0	43	24	23	8	17	7.67	3
Hennessey, B.	1	0	0	0	0	0	0	0.3	3	3	3	0	0	81.82	0
Snell, I.	0	0	0	0	0	0	0	0.0	0	0	0	0	0	----	0
TEAM				0											
TOTALS	21	162	17	3	98	64	57	1471.7	1472	749	679	570	1163	4.15	162

Traded Players	G	GS	GC	Sho	W	L	S	IP	H	R	ER	BB	K	ERA	HRA
Wade, C.	25	0	0	0	5	2	14	35.7	26	7	5	9	33	1.26	0
Arrendondo, J.	20	0	0	0	2	4	2	42.0	45	19	19	18	37	4.04	5
Sheets, B.	23	23	2	0	7	10	0	149.7	159	91	88	48	119	5.29	21
Blevins, J.	42	0	0	0	1	4	0	32.3	36	18	18	10	25	5.01	5

Primary Player Statistics For 2009 Hotlanta Possums Totals After 162 Games

NAME	BAVG	GM	AB	R	H	2B	3B	HR	RBI	BB	SO	HB	SH	DP	SB	CS	E
A.Cintron	.429	30	35	5	15	2	0	1	8	7	2	0	0	0	0	0	0
A.Romero	.333	8	12	2	4	0	1	0	1	0	1	0	0	0	1	0	1
P.Fielder	.321	158	573	90	184	36	1	31	123	63	101	8	0	16	4	4	21
C.Lee	.319	144	477	80	152	32	2	21	87	41	56	6	0	15	4	2	0
J.Burke	.313	8	16	3	5	0	0	1	3	3	3	2	0	0	0	0	0
J.Ruggiano	.307	33	75	14	23	6	1	4	17	3	25	2	0	1	4	1	4
A.Beltre	.291	159	612	90	178	32	2	26	95	47	96	2	0	12	3	8	15
M.Tolbert	.291	64	117	18	34	6	5	0	12	8	13	0	4	3	5	2	2
B.Gardner	.275	54	131	18	36	8	1	0	9	6	22	3	3	2	22	4	1
C.Crisp	.272	126	397	59	108	21	5	6	46	36	65	3	18	6	25	11	1
D.Ross	.269	67	156	28	42	17	0	4	20	35	37	1	12	3	0	0	1
J.Wilson	.268	138	336	35	90	17	0	1	31	15	32	6	26	4	6	5	5
F.Sanchez	.265	160	596	62	158	31	1	9	65	13	64	6	9	11	0	6	6
M.Treanor	.250	22	68	7	17	2	0	0	4	2	20	0	3	1	0	0	6
G.Blanco	.249	158	473	71	118	23	0	0	34	76	90	6	17	9	20	7	0
M.Cuddyer	.236	104	212	28	50	7	3	4	14	20	34	3	2	4	5	0	0
Y.Torrealba	.227	77	203	21	46	8	1	9	31	11	36	4	7	4	0	2	0
C.Headley	.226	124	336	37	76	21	5	4	33	32	102	3	1	7	1	1	4
M.Cairo	.224	123	241	36	54	15	5	0	12	20	34	4	7	5	7	2	3
L.Scott	.204	130	388	42	79	18	1	15	60	33	76	6	0	16	1	2	3
M.Barrett	.154	57	104	8	16	7	0	2	7	18	10	0	0	0	0	0	2
D.Richar	----	4	0	1	0	0	0	0	0	0	0	0	0	0	0	0	0
ALL PITCHERS	----	162	0	1	0	0	0	0	0	0	0	0	1	0	0	0	15
-----																	
TEAM TOTALS	.267		5558		1485		34		712		919		110		108		90
		162		756		309		138		489		65		119		57	

NAME	ERA	W	L	PCT	G	GS	CG	SH	SV	IP	H	R	ER	HR	BB	SO
S.Proctor	0.00	0	0	----	1	0	0	0	0	0.1	0	0	0	0	0	1
S.Casilla	0.00	0	0	----	1	0	0	0	0	0.1	0	0	0	0	0	0
R.Speier	2.25	5	2	.714	50	0	0	0	1	56.0	46	15	14	3	20	34
J.Howell	2.79	1	2	.333	14	0	0	0	4	29.0	25	9	9	2	12	29
K.Wood	2.87	3	3	.500	40	0	0	0	28	47.0	37	15	15	4	16	55
M.Owings	3.54	3	4	.429	48	5	0	0	1	104.1	103	51	41	12	41	76
M.Acosta	3.72	1	0	1.000	36	0	0	0	1	58.0	47	24	24	8	27	40
N.Blackburn	3.74	14	9	.609	30	30	6	2	0	211.2	229	92	88	22	43	94
D.Oliver	3.77	6	7	.462	56	0	0	0	5	76.1	72	34	32	6	19	56
E.Stults	4.10	1	2	.333	7	7	1	0	0	41.2	37	20	19	5	20	31
P.Maholm	4.22	16	14	.533	36	36	5	2	0	226.1	250	115	106	25	74	134
A.Embree	4.25	2	0	1.000	34	0	0	0	0	42.1	33	21	20	3	25	37
M.Hampton	4.96	6	6	.500	17	17	0	0	0	81.2	85	54	45	6	37	32
A.Cook	5.12	11	16	.407	36	36	3	0	0	232.0	278	141	132	17	59	95
J.Crain	5.40	0	0	----	26	0	0	0	0	45.0	50	31	27	7	13	38
J.Lannan	5.51	10	14	.417	31	31	2	0	0	178.0	191	123	109	28	94	110
B.Wilson	5.58	1	3	.250	42	0	0	0	0	30.2	37	22	19	5	20	31
ALL NON-PITCHERS	----	0	0	----	0	0	0	0	0	0.0	0	0	0	0	0	0
Team								2					+0			
-----																
TEAM TOTALS	4.31		82		162		17		40		1520		700		520	
		80		.494		162		6		1460.2		767		153		893

Primary Player Statistics For 2009 Florida Sun Totals After 162 Games

NAME	BAVG	GM	AB	R	H	2B	3B	HR	RBI	BB	SO	HB	SH	DP	SB	CS	E
K.Johjima	.346	91	214	36	74	16	0	5	24	14	20	4	2	4	0	0	3
R.Theriot	.315	161	635	81	200	21	4	0	53	59	62	1	5	15	18	6	17
T.Hunter	.298	161	598	92	178	40	2	24	96	48	136	4	1	16	16	0	0
A.Lind	.295	78	278	26	82	15	4	10	39	13	49	0	0	7	0	0	1
T.Helton	.290	122	307	46	89	16	2	10	56	46	43	1	1	10	0	0	2
I.Stewart	.272	109	290	44	79	20	5	8	40	30	98	4	0	6	0	1	20
D.Uggla	.270	155	526	81	142	37	3	29	85	72	164	3	1	11	3	2	7
E.Burriss	.269	110	260	30	70	4	4	1	30	20	20	2	13	2	8	3	11
I.Rodriguez	.264	132	330	47	87	24	1	5	30	23	54	2	3	13	8	1	1
M.Reynolds	.260	156	520	79	135	22	3	29	83	65	194	2	0	8	2	0	19
J.Kubel	.242	132	458	54	111	17	4	12	61	44	89	0	1	17	0	0	5
M.Teahen	.236	156	555	62	131	28	5	11	66	44	137	3	2	12	2	0	3
L.Valbuena	.233	15	30	1	7	1	0	0	3	3	5	1	0	0	0	0	1
M.Rabelo	.214	30	56	8	12	3	0	2	10	9	9	0	0	1	0	0	2
N.Swisher	.177	151	464	69	82	14	2	15	51	92	129	9	0	14	1	0	10
O.Vizquel	.164	66	67	9	11	2	1	0	2	7	6	0	3	1	1	0	2
B.Bocock	.158	11	19	2	3	2	0	0	0	7	9	0	0	0	0	0	0
ALL PITCHERS	.083	162	12	0	1	0	0	0	0	1	3	0	1	0	0	0	17
-----																	
TEAM TOTALS	.266		5619		1494		40		729		1227		33		59		121
		162		767		282		161		597		36		137		13	

NAME	ERA	W	L	PCT	G	GS	CG	SH	SV	IP	H	R	ER	HR	BB	SO
T.Buchholz	1.96	4	5	.444	40	0	0	0	23	55.0	25	14	12	3	15	56
T.Hoffman	2.93	5	2	.714	58	0	0	0	4	46.0	44	20	15	5	10	41
M.Wuertz	3.60	4	2	.667	45	0	0	0	1	45.0	52	26	18	4	21	36
J.Hampson	3.66	2	2	.500	26	0	0	0	2	32.0	38	15	13	4	9	28
B.Seay	3.81	1	2	.333	39	0	0	0	2	49.2	53	21	21	5	4	52
K.Lohse	4.56	15	12	.556	34	34	2	0	0	217.1	265	123	110	20	61	134
E.Guardado	4.67	4	3	.571	57	0	0	0	2	52.0	69	35	27	7	20	32
J.Burton	4.71	1	2	.333	43	0	0	0	4	63.0	80	36	33	7	25	69
U.Jimenez	4.89	14	14	.500	34	34	3	0	0	215.1	219	133	117	18	112	184
A.Miller	5.29	4	8	.333	22	19	2	0	0	110.2	135	73	65	6	45	83
B.Badenhop	5.33	0	0	----	23	0	0	0	1	49.0	60	30	29	5	17	43
B.Colon	5.36	2	2	.500	6	6	2	0	0	42.0	53	25	25	9	16	26
Z.Jackson	5.86	2	5	.286	13	6	2	0	0	58.1	75	43	38	11	16	28
D.Purcey	5.87	1	6	.143	9	8	1	0	0	53.2	58	36	35	6	17	41
J.Garland	5.91	10	14	.417	33	33	5	0	0	213.1	287	150	140	22	69	103
T.Glavine	6.35	1	0	1.000	1	1	0	0	0	5.2	13	4	4	0	3	1
G.Olson	8.10	3	10	.231	21	20	3	0	0	133.1	162	125	120	21	65	76
G.Reynolds	----	0	0	----	0	0	0	0	0	0.0	0	0	0	0	0	0
ALL NON-PITCHERS	----	0	0	----	0	0	0	0	0	0.0	0	0	0	0	0	0
Team								4					-1			
-----																
TEAM TOTALS	5.13		89		162		20		39		1688		821		525	
		73		.451		162		4		1441.1		909		153		1033

Primary Player Statistics For 2009 California Dreamers Totals After 162 Games

NAME	BAVG	GM	AB	R	H	2B	3B	HR	RBI	BB	SO	HB	SH	DP	SB	CS	E	AB	+/-
C.Denorfia	.386	21	44	8	17	8	0	1	9	6	13	0	0	0	0	0	0	Traded	
I.Kinsler	.319	154	570	90	182	49	5	10	76	43	74	6	3	10	20	6	21	570	0
R.Church	.304	131	349	57	106	20	0	17	72	38	80	2	1	12	0	0	1	351	2
A.Rowand	.291	64	244	39	71	18	0	6	42	15	51	7	1	8	0	0	2	Traded	
W.Aybar	.260	105	277	36	72	11	4	8	43	25	36	5	1	12	1	1	5	356	79
E.Renteria	.259	140	413	44	107	21	0	7	42	37	59	0	2	11	2	0	20	553	140
K.Fukudome-Tot	.255	151	550	75	140	28	4	7	67	63	121	0	3	4	8	2	4	551	1
CD	.241	88	332	46	80	15	1	3	32	39	76	0	3	4	3	1	4	---	--
M.Lowell	.247	143	461	58	114	32	0	7	53	33	78	4	1	17	1	0	5	461	0
R.Raburn	.242	36	91	15	22	3	1	4	10	9	22	0	2	2	1	0	1	200	109
B.Ryan	.241	96	158	17	38	11	1	0	7	15	26	0	5	3	6	1	4	217	59
K.Shoppach	.240	130	387	53	93	29	0	22	79	35	146	16	0	10	0	0	12	387	0
C.Pena	.239	158	531	87	127	28	1	27	82	102	163	8	1	7	1	0	3	539	8
E.Dukes	.231	89	212	42	49	10	4	10	27	44	61	6	0	8	11	4	6	Traded	
K.Morales	.231	8	13	3	3	1	0	0	1	2	1	0	0	0	0	0	0	67	54
G.Sheffield-Tot	.229	85	245	30	56	13	0	11	37	24	45	4	0	14	1	0	0	460	215
CD	.214	71	224	23	48	13	0	8	30	22	43	4	0	14	1	0	0	---	--
R.Quinlan	.222	65	158	17	35	2	3	1	17	9	36	4	0	5	7	2	3	180	22
R.Weeks	.217	152	521	88	113	23	8	9	51	86	119	28	0	9	26	8	0	523	2
B.Zobrist	.216	90	218	25	47	14	1	6	38	26	47	1	1	10	2	0	7	218	0
J.Molina	.207	91	184	17	38	14	0	3	16	11	36	5	11	3	0	0	1	295	111
A.Kearns	.176	50	102	14	18	4	0	0	13	19	29	4	0	1	1	0	1	344	242
ALL PITCHERS	.333	162	6	3	2	1	0	0	1	2	0	0	1	0	0	0	4		
TEAM TOTALS	.252		5495		1382		29		741		1196		33		83		100		
		162		782		327		149		618		100		146		23			

NAME	ERA	W	L	PCT	G	GS	CG	SH	SV	IP	H	R	ER	HR	BB	SO	IP	+/-	
P.Martinez	1.00	2	0	1.000	2	2	2	0	0	18.0	14	2	2	1	3	15	120	102	
C.Wade	1.26	5	2	.714	25	0	0	0	14	35.2	26	7	5	0	9	33	Traded		
B.Tomko	3.86	4	4	.500	35	4	0	0	3	74.2	68	34	32	11	14	42	77	2	
J.Weaver*	3.88	9	15	.375	30	30	2	0	0	195.0	173	99	84	17	64	164	195	0	
H.Okajima	3.96	1	3	.250	45	0	0	0	6	50.0	42	23	22	7	29	47	Traded		
J.Blanton	4.66	8	15	.348	35	35	2	0	0	214.1	244	130	111	26	67	153	218	3	
F.Liriano	4.90	5	5	.500	12	12	2	0	0	79.0	85	49	43	5	27	66	84	5	
B.Boyer	4.93	4	6	.400	58	0	0	0	4	80.1	90	46	44	8	30	85	79	-1	
J.Banks	5.05	3	2	.600	49	0	0	0	3	92.2	101	54	52	15	27	41	94	1	
F.Carmona	5.11	2	10	.167	20	20	4	1	0	130.1	122	85	74	11	98	55	133	2	
G.Perkins	5.37	6	15	.286	28	28	0	0	0	166.0	202	103	99	22	51	83	166	0	
P.Misch	5.88	3	2	.600	18	4	0	0	1	49.0	56	35	32	13	13	40	57	8	
J.Putz	6.23	0	1	.000	6	0	0	0	1	4.1	9	3	3	2	2	6	51	46	
D.McGowan	6.24	6	8	.429	20	20	0	0	0	115.1	161	88	80	17	51	88	122	6	
C.Richard	6.55	1	3	.250	18	0	0	0	1	33.0	38	26	24	6	7	18	53	20	
R.Betancourt	7.12	2	4	.333	45	0	0	0	1	67.0	87	57	53	12	33	54	78	11	
R.Franklin-Tot	8.62	0	1	.000	18	0	0	0	2	31.1	51	31	30	3	10	20	87	55	
CD	14.54	0	0	----	5	0	0	0	0	4.1	8	7	7	0	2	3	43	39	
K.Rogers	9.34	2	3	.400	7	7	0	0	0	35.2	53	38	37	5	17	18	191	155	
E.Mujica	31.50	0	1	.000	4	0	0	0	0	2.0	8	7	7	2	1	4			
Team								0						-1					
TEAM TOTALS	5.04		99		162		12		34		1587		810		545				
		63		.389	162		1		1446.2		893		180		1015				

## APEX ALPACA'S 2009

Apex 2009	AVG	GM	AB	R	H	2B	3B	HR	RBI	BB	HBP	SO	SB	CS	E	OBP	SLG
D.MURPHY	.310	46	126	18	39	8	4	0	11	34	1	23	0	0	2	.460	.437
M.AVILES	.306	155	595	77	182	33	4	20	74	29	2	84	8	0	20	.340	.476
D.YOUNG	.297	78	219	25	65	4	1	10	30	28	1	36	0	0	0	.379	.461
C.IZTURIS	.285	121	400	53	114	13	3	0	43	23	2	21	30	4	10	.327	.333
N.McLOUTH	.282	157	617	102	174	57	4	26	82	65	14	99	19	5	1	.364	.514
C.HART	.279	157	662	88	185	40	3	26	88	15	7	111	20	13	5	.303	.467
B.BUTLER	.273	141	528	66	144	41	0	9	46	39	0	83	0	0	5	.323	.402
P.POLANCO	.272	159	646	59	176	24	3	5	70	31	10	51	5	3	9	.316	.342
M.THAMES	.257	138	526	58	135	29	2	30	96	29	0	144	0	0	17	.295	.490
J.GATHRIGHT	.254	89	173	18	44	4	0	0	14	6	0	27	10	2	0	.279	.277
J.KOSHANSKY	.250	1	4	1	1	1	0	0	2	0	0	0	0	0	0	.250	.500
A.KENNEDY	.250	67	156	13	39	6	3	2	10	7	0	14	3	0	3	.282	.365
E.BRUNTLETT	.247	42	85	18	21	5	1	1	7	4	2	11	5	0	5	.297	.365
M.OLIVO	.245	139	428	49	105	26	0	14	56	21	6	156	8	1	10	.290	.404
G.JENKINS	.241	14	29	4	7	5	0	0	1	0	0	5	0	0	0	.241	.414
T.GLAUS	.233	158	493	67	115	25	0	16	54	94	0	88	0	0	9	.356	.381
J.LARUE	.210	27	81	5	17	3	1	1	13	6	3	6	0	0	2	.289	.309
H.QUINTERO	.189	43	37	0	7	1	0	0	2	0	0	11	0	0	0	.189	.216
W.VENABLE	.000	1	1	0	0	0	0	0	0	0	0	0	0	0	0	.000	.000
	.270	162	5,806	721	1,570	325	29	160	699	431	48	970	108	28	98	.326	.419

	ERA	W	L	PCT	SV	G	GS	CG	SHO	IP	H	R	ER	HR	BB	SO	RATIO
P.FELICIANO	2.71	2	1	.667	1	28	0	0	0	43	39	16	13	6	10	38	1.13
J.LOPEZ	2.72	2	5	.286	5	56	0	0	0	99	73	41	30	12	48	66	1.22
D.SARFATE	2.84	2	0	.000	3	36	0	0	0	57	38	22	18	6	44	60	1.44
R.LIZ	3.00	1	1	.500	0	3	3	1	0	21	18	11	7	2	12	24	1.43
S.GREEN	3.03	2	6	.250	0	65	0	0	0	89	80	36	30	5	54	70	1.51
S.RIVERA	3.11	3	1	.750	3	44	0	0	0	84	98	32	29	3	50	68	1.76
D.NIPPERT	3.35	0	1	.000	0	6	1	0	0	16	18	7	6	0	6	8	1.49
V.PADILLA	4.50	4	15	.211	30	30	0	0	0	286	241	149	143	22	107	124	1.22
R.TUCKER	4.69	0	0	.000	0	8	0	0	0	19	17	12	10	9	36	31	2.76
M.LOWE	5.13	1	1	.500	1	36	0	0	0	56	53	33	32	4	35	60	1.57
J.BEIMEL	5.12	0	1	.000	16	47	0	0	0	51	72	29	29	4	34	37	2.08
N.ROBERTSON	5.26	8	17	.320	0	35	31	1	0	183	228	116	107	29	95	143	1.76
O.PEREZ	5.70	11	15	.423	0	28	28	2	1	161	175	107	102	25	89	106	1.64
J.SUPPAN	5.99	16	15	.516	0	34	34	4	1	203	254	146	135	34	79	104	1.64
Z.DUKE	7.92	5	25	.167	0	36	39	3	0	200	307	185	176	22	58	83	1.83
		0	1	.000	0	0	0	0	0	0	0	0	0	0	0	0	
	4.97	57	105	.352	59	492	136	11	2	1,569	1,711	942	867	183	757	1,022	1.57

# HART STREET HOGS - 2009

	AVG	GM	AB	R	H	2B	3B	HR	RBI	BB	HBP	SO	SB	CS	E	OBP	SLG	OPS
PHELPS, J. - PIT	.556	9	27	6	15	3	0	0	5	1	0	3	0	0	1	.571	.667	1.238
WARD, D. - CC	.545	6	11	3	6	1	0	2	5	3	0	2	0	0	0	.643	1.182	1.825
BALDELLI, R. - TB	.319	29	72	15	23	4	0	3	8	10	0	25	0	0	0	.402	.500	.902
GRANDERSON	.269	155	606	80	163	27	9	16	61	72	4	136	14	6	1	.350	.422	.773
FLOYD, C. - TB	.266	88	248	34	66	11	0	12	40	26	6	58	1	0	0	.350	.456	.806
BLALOCH, H	.261	40	115	10	30	9	1	3	14	10	0	12	0	0	3	.320	.435	.755
RIVERA, J. - LAA	.259	76	193	21	50	7	1	9	21	14	0	25	0	1	1	.309	.446	.755
TRACY, C. - ARZ	.258	95	267	36	69	13	0	11	26	10	2	40	0	0	7	.290	.431	.721
HAWPE, B. - COL	.255	154	538	77	137	27	2	30	82	73	3	153	2	2	8	.347	.480	.826
GARKO, R.	.237	146	535	58	127	18	0	15	54	51	13	86	0	0	6	.319	.355	.674
PENA, T. - KC	.227	85	172	12	39	8	1	0	11	9	0	35	2	1	9	.265	.285	.550
DUNN, A.	.222	160	568	95	126	31	1	39	100	116	8	166	3	0	3	.361	.486	.847
HANNAHAN, J (traded)	.220	65	241	25	53	15	0	7	28	31	0	66	0	0	9	.309	.369	.678
LOPEZ, F	.218	63	248	21	54	14	0	1	13	25	2	40	12	7	12	.295	.286	.581
IGUCHI, T. (traded)	.207	80	232	21	48	9	1	2	12	18	0	54	4	3	4	.264	.280	.544
VARITEK, J	.205	56	190	13	39	6	1	6	16	12	6	57	0	0	5	.274	.342	.616
GREENE, K.	.205	134	390	27	80	17	3	5	35	16	5	101	4	1	9	.246	.303	.548
BYRNES, E. - AZ	.199	68	161	15	32	14	0	3	15	11	0	22	2	1	0	.250	.342	.592
YOUNG, D - LAN	.197	33	66	7	13	5	1	0	5	4	0	13	0	0	2	.243	.303	.546
CASH, K - BOS	.197	50	122	18	24	4	0	0	7	21	0	41	0	0	6	.315	.230	.544
NIX, J - COL	.192	23	26	2	5	2	0	0	3	3	0	9	0	0	2	.276	.269	.545
BAKO, P (traded)	.181	64	199	19	36	6	0	4	15	22	1	55	0	0	5	.266	.271	.537
BAR, D (traded)	.172	22	58	3	10	3	0	0	3	5	0	5	0	0	1	.238	.224	.462
LAMB, M.	.172	59	174	7	30	6	0	0	8	11	0	37	0	0	1	.222	.207	.429
ANTONELLI, M - SD	.091	16	55	6	5	2	0	0	4	5	3	7	0	0	2	.206	.127	.334
Pitchers	.111	162	9	0	1	1	0	0	0	0	0	4	0	0	12	.111	.222	.333

---

	.232	162	5,523	631	1,281	263	21	168	591	579	53	1,252	44	22	109	.311	.378	.689
--	------	-----	-------	-----	-------	-----	----	-----	-----	-----	----	-------	----	----	-----	------	------	------


VARITEK, J (LV)	.230	60	191	27	44	11	0	7	27	28	3	55	0	0	2	.338	.398	.736
VARITEK, J (Tot)	.218	116	381	40	83	17	1	13	43	40	9	112	0	0	7	.307	.370	.677
BLALOCH, H (LV)	.289	54	166	21	48	12	2	10	26	8	0	35	0	1	3	.322	.566	.888
BLALOCH, H (Tot)	.278	94	281	31	78	21	3	13	40	18	0	47	0	1	6	.321	.512	.834
LOPEZ, F (LV)	.207	76	242	24	50	14	0	1	14	22	4	45	7	4	11	.284	.277	.560
LOPEZ, F (Tot)	.212	139	490	45	104	28	0	2	27	47	6	85	19	11	23	.289	.282	.571

	ERA	W	L	PCT	SV	G	GS	CG	SHO	IP	H	R	ER	HR	BB	SO	RATIO
WEATHERS, D.	2.55	2	2	.500	4	59	0	0	0	74	70	22	21	4	24	40	1.27
YATES, T.	3.66	2	3	.400	0	45	0	0	0	79	69	38	32	3	33	56	1.30
VIZCAINO, L	5.01	3	3	.500	0	25	0	0	0	47	50	28	26	5	33	49	1.78
BONDERMAN, J	5.42	2	8	.200	0	13	13	0	0	78	92	53	47	5	37	54	1.65
MILLWOOD, K	5.59	4	17	.190	0	30	30	2	0	184	254	121	114	17	56	158	1.69
FARNSWORTH, K	5.64	3	3	.500	2	47	0	0	0	61	82	40	38	12	23	52	1.73
SPEIER, J	5.95	0	4	.000	0	48	0	0	0	73	82	54	48	21	23	59	1.44
FOGG, J.	6.14	1	6	.143	0	17	16	0	0	81	103	58	55	14	28	39	1.62
JACKSON, E	6.15	2	7	.222	0	13	13	2	0	86	110	62	59	9	52	34	1.88
HARANG, A	6.34	3	18	.143	0	31	31	3	0	197	268	143	139	37	69	162	1.71
PENNY, B	6.82	3	11	.214	0	19	18	1	0	102	148	85	77	15	51	47	1.96
LOPEZ, A	6.96	6	10	.375	12	51	0	0	0	85	106	70	66	13	30	58	1.59
PERALTA, J. -	7.19	1	6	.143	0	30	0	0	0	51	73	42	41	12	25	32	1.91
DICKEY, RA (traded)	7.66	1	5	.167	0	8	8	0	0	47	70	46	40	6	29	25	2.11
HERNANDEZ, L	8.10	6	20	.231	0	33	33	1	0	191	315	186	172	30	38	80	1.85
JANSSEN, C. - NC	0.00	0	0	.000	0	0	0	0	0	0	0	0	0	0	0	0	0.00
PRIOR, M. - NC	0.00	0	0	.000	0	0	0	0	0	0	0	0	0	0	0	0	0.00


---

	6.12	39	123	.241	18	469	162	9	3	1,435	1,892	1,048	975	203	551	945	1.70
--	------	----	-----	------	----	-----	-----	---	---	-------	-------	-------	-----	-----	-----	-----	------

JACKSON, E (LV)	5.44	1	8	.111	0	17	17	1	0	101	122	71	61	15	47	61	1.67
JACKSON, E (Tot)	5.77	3	15	.167	0	30	30	3	0	187	232	133	120	24	99	95	1.77



AMERICAN LEAGUE  
○  
EAST



## Primary Player Statistics For 2009 Salem Psychics Totals After 162 Games

NAME	BAVG	GM	AB	R	H	2B	3B	HR	RBI	BB	SO	HB	SH	DP	SB	CS	E
C.Ransom	.354	110	48	15	17	0	0	11	31	12	14	1	0	0	0	0	1
C.Jones	.349	155	487	100	170	26	2	31	99	85	79	0	0	13	1	0	18
J.Mauer	.328	160	588	96	193	39	5	10	87	92	54	0	1	25	0	0	3
R.Santiago	.321	101	140	31	45	5	1	7	26	31	21	7	2	1	0	0	1
R.Ankiel	.311	128	325	66	101	19	2	26	64	37	82	5	0	10	2	0	8
V.Guerrero	.309	144	482	77	149	22	2	30	89	50	76	3	0	31	3	3	0
O.Hudson	.307	152	449	78	138	33	2	13	60	42	75	3	0	23	3	0	11
G.Atkins	.306	95	219	30	67	5	1	10	31	26	26	2	0	13	0	0	3
I.Suzuki	.299	160	680	112	203	24	8	7	67	34	59	8	8	13	32	7	8
R.Cancel	.273	7	11	3	3	0	0	0	0	3	1	0	0	0	0	0	0
C.Coste	.271	69	129	16	35	11	0	7	20	9	27	6	0	5	0	0	1
O.Cabrera	.266	162	576	68	153	32	3	7	60	40	59	0	3	13	14	2	15
J.Bay	.262	161	634	113	166	41	4	32	100	110	164	3	0	21	4	2	6
E.Hinske	.257	80	148	23	38	15	0	5	22	18	36	0	0	9	3	0	1
J.Werth	.247	135	292	52	72	5	0	17	63	42	70	6	0	6	7	1	4
R.Howard	.228	147	483	78	110	16	6	38	103	59	147	4	0	20	0	0	12
W.Balentien	.000	2	1	0	0	0	0	0	0	0	0	0	0	0	0	0	0
J.Baisley	.000	3	1	0	0	0	0	0	0	1	0	0	0	0	0	0	0
R.Raburn	----	0	0	0	0	0	0	0	0	0	0	0	0	0	0	0	0
O.Salazar	----	0	0	0	0	0	0	0	0	0	0	0	0	0	0	0	0
ALL PITCHERS	.000	162	5	5	0	0	0	0	0	0	2	0	0	0	1	0	7
-----																	
TEAM TOTALS	.291		5698		1660		36		922		992		14		70		99
		162		963		293		251		691		48		203		15	

NAME	ERA	W	L	PCT	G	GS	CG	SH	SV	IP	H	R	ER	HR	BB	SO	
J.Papelbon	1.53	7	4	.636	63	0	0	0	37	76.2	48	16	13	3	10	74	
M.Lindstrom	1.59	0	0	----	5	0	0	0	0	5.2	6	1	1	1	1	5	
W.Ohman	1.82	0	2	.000	53	0	0	0	2	64.1	48	15	13	4	17	40	
G.Gonzalez	2.08	0	0	----	1	1	0	0	0	4.1	2	1	1	1	3	5	
B.Shouse	2.20	2	2	.500	38	0	0	0	4	49.0	30	12	12	3	8	38	
J.Nathan	2.28	11	3	.786	66	0	0	0	5	75.0	49	22	19	8	12	83	
D.Wheeler	2.36	2	1	.667	28	0	0	0	5	45.2	25	13	12	5	20	33	
S.Shields	2.62	3	1	.750	51	0	0	0	4	68.2	58	22	20	5	28	67	
L.Nunez	2.68	2	0	1.000	51	0	0	0	1	53.2	43	18	16	4	20	28	
S.Marcum	2.93	18	4	.818	27	26	0	0	0	165.2	137	56	54	13	50	116	
E.Santana	2.99	16	11	.593	35	35	4	0	0	241.0	216	88	80	24	63	236	
D.Robertson	3.52	1	0	1.000	5	0	0	0	1	7.2	11	5	3	0	3	5	
F.Hernandez	3.66	22	5	.815	36	36	2	0	0	221.1	212	101	90	10	97	197	
K.Slowey	3.84	17	5	.773	29	29	4	1	0	176.0	177	80	75	24	33	140	
G.Maddux	3.98	16	7	.696	35	35	2	0	0	210.1	218	106	93	23	45	92	
M.Boggs	----	0	0	----	0	0	0	0	0	0.0	0	0	0	0	0	0	
ALL NON-PITCHERS	----	0	0	----	0	0	0	0	0	0.0	0	0	0	0	0	0	
Team								9					+0				
-----																	
TEAM TOTALS	3.08		45		162		12		59		1280		502		410		
		117		.722		162		10		1465.0		556		128		1159	

## Lake Wobegon 2009

NAME	BAVG	GM	AB	R	H	2B	3B	HR	RBI	BB	SO	HB	SH	DP	SB	CS	E
W.Pena	1.000	1	1	0	1	0	0	0	0	0	0	0	0	0	0	0	0
J.Keppinger	.343	101	198	32	68	17	1	1	21	26	14	3	3	8	4	0	1
J.Hamilton	.323	162	629	111	203	37	6	31	117	62	125	8	0	13	8	0	11
C.Jackson	.311	54	190	30	59	10	2	3	38	22	18	6	0	16	1	0	3
B.Giles	.283	155	598	108	169	47	8	7	57	79	61	6	0	16	2	1	8
M.Fontenot	.280	119	243	33	68	25	1	6	41	23	62	2	0	4	2	0	2
Y.Molina	.274	134	457	36	125	16	0	1	46	32	56	0	0	20	0	0	11
C.Quentin	.272	148	514	91	140	28	3	28	87	63	89	16	0	20	4	4	10
C.Utley	.270	160	645	124	174	30	5	35	111	50	107	27	0	29	8	2	14
H.Matsui	.269	100	264	41	71	15	1	4	36	23	35	2	0	11	0	0	0
J.Inglett	.265	130	358	32	95	12	7	3	36	24	55	2	6	4	7	2	16
T.Tulowitzki	.262	129	321	31	84	20	2	9	52	32	52	2	0	16	0	0	7
J.Giambi	.254	149	492	87	125	21	1	34	83	78	129	27	0	11	1	0	0
N.Punto	.253	134	359	40	91	12	5	2	24	38	78	0	5	8	19	2	20
R.Branyan	.243	40	115	20	28	7	0	12	31	9	37	0	0	2	0	1	4
K.Kouzmanoff	.232	38	112	13	26	5	1	6	23	7	28	1	0	4	0	0	1
C.Ruiz	.231	64	143	14	33	11	0	2	10	18	14	6	3	1	0	1	0
J.Lugo	.000	4	2	1	0	0	0	0	0	0	0	0	0	0	1	0	0
M.Montero	.000	4	7	0	0	0	0	0	0	0	0	0	0	1	0	0	0
All Pitchers	.000	162	4	4	0	0	0	0	0	1	2	0	1	0	0	0	8
Team totals	.276	162	5652	848	1560	313	43	184	813	587	962	108	18	184	57	13	116

NAME	ERA	W	L	PCT	G	GS	CG	SH	SV	IP	H	R	ER	HR	BB	SO
J.Soria	0.88	5	2	.714	62	0	0	0	45	71.1	33	8	7	4	18	70
B.Sadler	1.05	0	1	.000	29	0	0	0	0	34.1	21	5	4	2	24	41
J.Devine	1.47	3	2	.600	42	0	0	0	7	49	27	11	8	2	20	60
F.Francisco	1.70	3	0	1.000	25	0	0	0	3	37	27	7	7	1	14	47
G.Geary	2.20	6	4	.600	61	0	0	0	2	65.1	39	16	16	3	31	52
D.Braden	2.81	4	3	.571	24	7	2	0	1	77	73	25	24	8	23	61
J.Carlson	2.92	7	3	.700	63	0	0	0	3	64.2	56	28	21	6	18	60
D.Haren	3.67	23	6	.793	34	34	3	0	0	237.2	225	103	97	29	42	227
D.Lowe	3.71	19	10	.655	35	35	1	1	0	225.2	253	112	93	17	49	132
Y.Petit	3.90	7	1	.875	12	9	0	0	0	57.2	43	25	25	10	13	49
M.Adams	4.09	1	2	.333	49	0	0	0	2	66	59	32	30	11	25	72
M.Guerrier	4.10	0	1	.000	14	0	0	0	1	26.1	26	14	12	5	8	16
A.Wainwright	4.26	7	6	.538	23	23	2	0	0	141.2	154	81	67	16	36	81
T.Wellemeyer	4.40	14	8	.636	30	30	1	0	0	186	190	100	91	24	69	109
P.Byrd	4.53	6	4	.600	17	17	0	0	0	103.1	127	59	52	14	24	43
J.Westbrook	7.91	1	3	.250	7	7	0	0	0	33	44	30	29	9	13	17
Team								5								
Team Totals	3.55	106	56	.654	162	162	9	6	64	1476	1397	656	583	161	427	1137

# Maine 2009

	AVG	GM	AB	R	H	2B	3B	HR	RBI	BB	HBP	SO	SB	CS	E	OBP	SLG
Quintanilla 231	.368	27	19	2	7	2	0	0	2	2	0	5	0	0	0	.429	.474
A Rod 561	.317	158	558	108	177	38	0	33	121	64	24	128	21	8	8	.410	.563
Nady 610	.313	155	571	94	179	43	2	28	98	47	11	92	0	0	0	.377	.543
Soto 543	.290	151	521	66	151	39	0	22	87	53	4	120	0	0	6	.360	.491
Damon 610	.285	152	608	93	173	27	7	17	75	59	0	71	41	11	3	.348	.436
Peralta 666	.266	155	541	66	144	37	3	16	74	32	7	111	2	0	20	.316	.434
D Lee 685	.266	160	655	100	174	40	5	14	71	61	1	122	4	1	11	.329	.406
Cora 167	.258	88	132	20	34	6	1	0	12	13	5	21	0	1	0	.347	.318
Phillips 615	.255	155	529	74	135	23	8	23	81	42	7	88	30	9	5	.318	.459
Taveras 527	.253	139	348	45	88	9	0	0	20	20	3	75	67	6	9	.299	.279
Lewis 515	.253	112	289	42	73	19	5	4	34	25	0	74	12	7	5	.312	.394
Ad LaRoche 540	.245	133	485	63	119	35	4	15	78	39	1	102	0	1	1	.303	.427
H Blanco 132	.239	57	92	9	22	3	0	3	7	6	0	19	0	0	3	.286	.370
Monroe 168	.233	47	60	5	14	3	0	4	10	6	0	23	0	0	2	.303	.483
Matthews 468	.231	123	234	31	54	6	2	3	17	22	2	54	5	1	2	.302	.312
Pitchers	.000	162	0	0	0	0	0	0	0	0	0	0	0	0	10	.000	.000
	.274	81	5,642	818	1,544	330	37	182	787	491	65	1,105	182	45	85	.339	.442

	ERA	W	L	PCT	SV	G	GS	CG	SHO	IP	H	R	ER	HR	BB	SO	RATIO
Nolasco 233	2.66	20	6	.769	0	34	34	3	0	230	195	75	68	18	29	192	0.97
S Romo 37	2.75	0	2	.000	19	38	0	0	0	36	24	11	11	5	8	29	0.89
Madson 90	3.16	1	4	.200	5	67	0	0	0	77	90	32	27	5	17	61	1.39
Harden 163	3.22	14	5	.737	0	26	26	0	0	162	116	64	58	12	73	192	1.17
Bruney 37	3.25	4	3	.571	18	38	0	0	0	36	20	14	13	6	13	36	0.92
Kensing 60	3.24	1	4	.200	2	37	0	0	0	50	40	20	18	8	20	49	1.20
O'Day 47	3.35	2	0	1.000	0	30	0	0	0	43	53	19	16	0	7	26	1.40
McClung 116	3.47	3	4	.429	4	46	0	0	0	96	82	38	37	9	41	74	1.28
Matsuzaka 185	3.55	15	7	.682	0	30	30	0	0	185	147	86	73	9	101	156	1.34
Marshall 72	3.93	4	4	.500	0	10	8	1	0	55	51	29	24	8	21	60	1.31
Happ 35	3.97	1	2	.333	5	41	0	0	0	34	30	15	15	5	17	35	1.38
Wakefield 199	4.03	16	9	.640	0	31	31	1	0	192	171	90	86	21	68	123	1.24
Volquez 216	4.32	17	11	.607	0	33	33	3	0	200	175	100	96	20	111	189	1.43
Affeldt 86	4.63	2	1	.667	1	0	0	0	0	68	71	39	35	8	20	59	1.34
Frasor 52	18.00	0	0	----	0	1	0	0	0	1	1	2	2	1	2	1	3.00
	3.56	100	62	.617	54	462	162	8	2	1,465	1,266	634	579	135	548	1,282	1.24

# Illinois 2009

	AVG	GM	AB	R	H	2B	3B	HR	RBI	BB	HBP	SO	SB	CS	E	OBP	SLG
Aurilia	.254	31	122	18	31	3	1	2	16	5	0	15	0	0	0	.283	.344
Balke	.293	153	569	79	167	51	4	19	92	49	16	129	1	0	11	.366	.497
Barton	.156	21	64	8	10	1	0	2	6	6	0	16	0	0	2	.229	.266
Bonifacio	.189	55	164	19	31	2	2	0	9	11	0	53	13	2	13	.240	.226
Cedeno	.275	64	149	15	41	9	1	1	11	8	0	15	0	0	4	.312	.369
Celement	.226	36	124	10	28	7	0	3	10	7	2	36	0	0	0	.278	.355
Davis, R	.316	58	152	18	48	10	4	1	17	5	1	25	18	4	0	.342	.454
Durham	.246	60	187	23	46	16	0	1	24	22	0	33	2	0	4	.325	.348
Duran	.190	27	84	10	16	4	0	2	8	8	1	21	0	0	1	.269	.310
Dye	.282	156	621	85	175	44	2	31	109	44	8	112	1	0	0	.337	.509
Guillen, C	.314	68	258	43	81	24	1	2	38	36	3	39	2	1	0	.404	.438
Guzman,C	.272	153	635	80	173	38	1	7	54	35	2	90	3	0	13	.313	.369
Hannahan	.172	11	29	2	5	2	0	0	1	3	0	8	0	0	0	.250	.241
Ibanez	.308	160	633	97	195	43	3	24	94	44	3	122	0	0	1	.356	.499
Ishikawa	.225	30	102	8	23	3	1	2	3	10	0	30	0	0	1	.295	.333
Jackson, C	.264	78	326	45	86	12	4	10	53	33	3	38	2	0	2	.337	.417
Jones, A	.000	1	1	0	0	0	0	0	0	1	0	0	0	0	0	.500	.000
Mathis	.277	57	65	10	18	5	0	3	16	6	0	19	0	0	2	.338	.492
Patterson,	.157	23	70	8	11	2	0	0	8	6	0	19	7	6	6	.224	.186
Perez, F	.333	2	3	0	1	0	0	0	0	0	0	2	0	0	0	.333	.333
Pierzynski	.253	152	557	63	141	34	1	9	55	22	9	80	0	0	6	.293	.366
Schumaker	.287	119	498	76	143	19	6	8	50	26	4	49	6	0	1	.328	.398
Ross	.271	98	321	43	87	19	5	19	61	23	4	70	3	2	1	.328	.539
Pitchers	.000	162	0	0	0	0	0	0	0	0	0	0	0	0	0	.000	.000
<hr/>																	
	.272	162	5,734	760	1,557	348	36	146	735	410	56	1,021	58	15	68	.326	.421

	ERA	W	L	PCT	SV	G	GS	CG	SHO	IP	H	R	ER	HR	BB	SO	RATIO
Baker	4.71	5	4	.556	0	13	13	2	1	84	91	46	44	9	27	64	1.40
Bergman	6.88	1	7	.125	0	8	8	3	0	58	77	45	44	15	21	27	1.70
Boggs	90.00	0	1	.000	0	1	1	0	0	1	10	10	10	1	1	1	11.00
Campillo	5.55	5	13	.278	0	23	23	9	4	152	194	112	94	20	45	98	1.57
Contreras	5.34	8	6	.571	0	20	20	2	0	126	155	75	75	14	42	72	1.56
Dempster	4.50	4	4	.500	0	13	13	2	0	88	87	44	44	11	38	77	1.42
Dickey	6.00	0	0	.000	0	1	0	0	0	12	4	8	8	2	4	0	0.67
Freancis	4.88	5	8	.385	0	17	17	4	0	122	134	70	66	21	43	69	1.46
Francisco	1.85	1	2	.333	8	20	0	0	0	24	11	5	5	2	10	28	0.86
Gallagher	5.25	7	5	.583	0	16	16	1	1	96	109	60	56	5	53	86	1.69
Grilli	4.56	4	3	.571	1	28	0	0	0	53	50	29	27	3	24	56	1.39
Hannahan	4.60	3	1	.750	4	25	0	0	0	43	28	27	22	6	18	36	1.07
Howell	3.72	3	2	.600	3	29	0	0	0	56	42	24	23	8	29	52	1.28
Laffey	3.43	1	0	1.000	0	3	3	0	0	21	19	8	8	1	14	9	1.57
Looper	2.98	8	6	.571	0	18	18	6	0	127	128	46	42	10	34	69	1.28
Mahay	0.39	1	0	1.000	1	18	0	0	0	23	12	2	1	1	8	20	0.86
Masset	4.32	2	4	.333	11	31	0	0	0	50	52	25	24	6	24	41	1.52
Tota	4.69	1	2	.333	0	9	0	0	0	10	6	7	5	0	11	7	1.77
Ohlendorf	10.29	0	0	.000	0	10	0	0	0	14	30	16	16	1	7	12	2.64
Rauch	3.61	4	1	.800	0	29	0	0	0	52	51	21	21	5	8	42	1.13
Saunders	4.33	12	13	.480	0	30	30	6	0	214	249	109	103	19	83	108	1.55
Tallet	3.38	1	1	.500	1	8	0	0	0	16	8	9	6	1	8	11	1.00
Wheeler	3.87	1	2	.333	2	17	0	0	0	26	24	11	11	5	10	26	1.33
<hr/>																	
	4.63	77	85	.475	31	387	162	35	7	1,468	1,571	809	755	166	562	1,011	1.45

# BATON ROUGE 2009

	OBP	Slug	Avg	GM	AB	R	H	2B	3B	HR	RBI	BB	SO	HB	SH	DP	SB	CS	E
J Arias	.481	.574	.361	56	108	25	39	8	6	1	22	25	9	3	0	1	11	3	3
B Barton	.344	.465	.294	68	170	21	50	7	2	6	24	13	40	6	0	5	2	0	2
Y Betancourt	.310	.377	.285	162	615	73	175	33	3	6	73	23	62	2	5	24	1	1	21
A Casilla	.352	.413	.304	132	424	65	129	15	2	9	54	31	55	3	3	11	7	0	7
C Crawford	.297	.425	.246	141	487	73	120	22	16	11	68	35	51	4	1	10	24	14	3
R Gload	.336	.355	.287	135	425	45	122	23	0	2	47	31	38	3	1	20	1	0	5
C Gomez	.288	.365	.262	156	545	57	143	20	6	8	70	20	142	5	7	14	29	12	5
S Holm	.377	.495	.220	34	91	16	20	2	1	7	16	23	26	3	0	2	1	0	0
M Joyce	.345	.458	.231	94	264	40	61	18	3	12	42	46	77	2	0	8	0	0	1
R Martin	.348	.381	.268	156	609	106	163	27	0	14	57	75	92	4	0	17	16	3	6
J Morneau	.359	.475	.304	162	644	96	196	44	6	18	107	55	104	5	0	30	0	0	5
R Spilborghs	.397	.402	.305	101	256	37	78	11	1	4	37	39	50	1	0	15	7	3	1
J Valentin	.377	.404	.284	47	141	17	40	8	0	3	14	21	34	0	0	5	0	0	2
R Vazquez	.389	.425	.308	91	266	37	82	24	2	1	32	35	54	0	2	10	0	0	8
R Zimmerman	.295	.416	.263	138	471	61	124	24	0	16	52	21	75	3	1	18	0	0	13
C Zambrano	.398	.578	.344		90	11	31	3	0	6	21	8	35	0	1	2	0	0	10
	.340	.416	.281		5606	780	1573	289	48	124	736	501	944	44	21	192	99	36	92

	ERA	W	L	PCT	G	GS	CG	SH	SV	IP	H	R	ER	HR	BB	SO	Outs
L Ayala	5.84	0	1	.000	8	0	0	0	0	12.1	22	12	8	1	2	5	37
C Baek	7.12	4	13	.235	27	27	2	0	0	150.1	202	123	119	24	48	98	451
H Bell	4.56	5	12	.294	63	0	0	0	12	81.0	89	49	41	8	35	70	243
C Bradford	2.25	3	1	.750	53	0	0	0	2	64.0	59	18	16	2	11	24	192
C Breslow	3.22	4	4	.500	43	0	0	0	2	50.1	46	19	18	2	33	36	151
R Feierabend	0.00	0	0	---	0	0	0	0	0	0.0	0	0	0	0	0	0	0
J Jurrjens	4.25	12	9	.571	33	33	4	1	0	201.1	218	97	95	16	74	125	604
C Marmol	2.57	8	7	.533	63	0	0	0	15	94.2	52	35	27	6	69	132	284
M Pelfrey	5.83	2	8	.200	19	19	3	0	0	120.1	169	80	78	9	45	69	361
C Perez	5.60	0	0	---	23	0	0	0	0	45.0	37	28	28	7	33	49	135
O Perez	4.96	8	11	.421	26	26	2	0	0	156.0	156	90	86	15	103	116	468
A Reyes*	3.47	6	0	1.000	10	10	0	0	0	49.1	40	23	19	1	25	25	148
D Reyes	2.45	4	3	.571	48	0	0	0	2	47.2	41	14	13	3	18	31	143
B Thompson	3.95	1	1	.500	36	0	0	0	3	70.2	74	33	31	5	24	46	212
C Volstad	3.97	4	8	.333	14	14	1	0	0	90.2	72	42	40	10	39	57	272
C Zambrano	4.41	11	12	.478	33	33	2	1	0	208.0	200	109	102	19	100	137	624
								1									
	4.50	72	90	.444	499	162	14	3	36	1441.7	1477	772	721	128	659	1020	4325

Pitcher batting	AB	R	H	2B	3B	HR	RBI	BB	SO	HB	SH	DP
Zambrano 8NS	90	11	31	3	0	6	21	8	35	0	1	2
Baek 6NR	18		2	1				2	5			
Others	8	1	2	1					1			
	26	1	4	2	0	0	0	2	6	0	0	0

Primary Player Statistics For 2009 Urpaign Dragons Totals After 162 Games

NAME	BAVG	GM	AB	R	H	2B	3B	HR	RBI	BB	SO	HB	SH	DP	SB	CS	E
B. Buscher	.308	65	234	33	72	10	1	7	34	18	43	0	0	7	0	0	10
O. Infante	.304	102	309	54	94	26	2	7	39	22	43	1	0	7	0	0	9
J. Baker	.301	89	282	40	85	20	2	12	45	22	56	2	0	12	3	4	4
J. Carroll	.296	104	348	33	103	18	2	0	29	27	79	10	6	3	6	2	2
N. Cruz	.283	56	120	17	34	12	0	5	19	22	46	2	0	2	3	1	1
A. Hernandez	.282	22	78	9	22	2	0	0	7	5	8	0	0	0	0	0	0
D. Young	.264	153	625	58	165	22	3	9	46	24	130	6	0	15	17	4	6
A. Iwamura	.259	161	622	64	161	32	9	5	68	56	126	2	0	9	12	5	3
M. Kotsay	.256	123	418	50	107	19	3	4	36	33	48	0	0	22	2	4	5
B. Harris	.247	136	454	50	112	22	4	9	53	55	109	3	0	18	0	1	15
R. Hernandez	.245	129	444	55	109	21	2	17	56	36	49	1	0	10	0	1	9
B. Lahair	.228	33	92	11	21	2	0	2	6	5	25	0	0	4	0	0	2
C. Young	.218	162	605	73	132	30	5	24	80	59	173	0	3	13	16	4	2
R. Langerhans	.211	36	114	20	24	6	1	1	5	27	33	3	0	3	0	0	1
A. Everett	.209	33	91	10	19	6	0	1	12	19	8	2	5	3	0	0	6
J. Buck	.208	30	101	9	21	7	1	2	14	8	21	1	0	8	0	0	1
B. Anderson	.208	68	101	13	21	8	0	5	14	3	32	0	0	3	5	1	1
L. Montanez	.208	39	106	9	22	1	1	2	12	5	32	0	0	1	0	0	1
G. Norton	.197	60	188	16	37	8	0	4	18	35	43	0	0	8	0	0	12
C. Pennington	.187	28	91	12	17	3	0	0	3	25	22	0	0	3	6	1	5
A. Gonzalez	.140	48	86	5	12	3	0	1	7	3	12	2	1	4	0	0	1
J. Towles	.126	63	95	7	12	1	1	2	5	7	31	4	0	2	0	0	1
ALL PITCHERS	.103	162	39	1	4	1	0	0	0	0	14	0	0	2	0	0	15
-----																	
TEAM TOTALS	.249		5643		1406		37		608		1183		15		70		112
		162		649		280		119		516		39		159		28	

NAME	ERA	W	L	PCT	G	GS	CG	SH	SV	IP	H	R	ER	HR	BB	SO
R. Corcoran	2.81	6	3	.667	51	0	0	0	15	80.0	75	26	25	8	29	47
T. Miller	2.90	2	0	1.000	37	0	0	0	0	31.0	25	11	10	1	17	38
Z. Miner	3.32	9	9	.500	59	0	0	0	13	122.0	113	48	45	8	49	51
B. Bonser	4.34	3	6	.333	22	13	0	0	0	87.0	103	60	42	5	29	63
J. Wright	4.40	0	0	----	17	0	0	0	0	45.0	50	27	22	5	23	25
J. Sanchez	4.50	11	10	.524	28	28	4	0	0	174.0	177	97	87	19	87	173
S. Feldman	5.13	4	12	.250	26	19	3	0	0	138.2	162	89	79	18	59	66
L. Hochevar	5.20	6	10	.375	20	20	1	1	0	135.0	147	81	78	17	48	68
A. Sonnanstine	5.29	8	17	.320	32	32	3	0	0	205.2	267	130	121	19	39	115
C. Durbin	5.50	2	1	.667	43	0	0	0	2	52.1	69	35	32	3	15	41
G. Smith	5.62	9	17	.346	32	32	3	0	0	201.2	201	129	126	35	105	105
J. Karstens	5.92	1	5	.167	8	8	0	0	0	48.2	57	33	32	10	12	21
M. Chico	6.23	1	1	.500	13	0	0	0	0	34.2	48	26	24	7	12	18
C. Waters	6.82	2	6	.250	10	10	2	0	0	66.0	78	56	50	10	31	29
D. Moseley	8.77	1	0	1.000	17	0	0	0	0	39.0	60	40	38	10	18	28
ALL NON-PITCHERS	----	0	0	----	0	0	0	0	0	0.0	0	0	0	0	0	0
Team								6						+0		
-----																
TEAM TOTALS	5.00		97		162		16		30		1632		811		573	
		65		.401		162		7		1460.2		888		175		888