





**THE  
FLY-BY-NIGHT  
AMERICAN LEAGUE  
2006 FINAL SEASON  
STATISTICS**

**OCTOBER 14, 2006**





AMERICAN LEAGUE  
○  
WEST



# HART STREET HOGS - 2006

	AVG	GM	AB	R	H	2B	3B	HR	RBI	BB	HBP	SO	SB	CS	E	OBP	SLG
Tyner, J	.500	5	2	0	1	0	0	0	1	0	0	0	0	0	0	.500	.500
Kennedy,A*	.311	148	454	82	141	24	1	3	42	37	1	68	22	0	7	.364	.388
Kendall, J	.302	40	126	15	38	3	0	0	13	12	9	10	2	0	0	.401	.325
Helms,W	.298	22	47	2	14	1	0	0	6	7	1	14	0	0	1	.400	.319
Crosby,B	.292	131	349	48	102	25	5	9	54	31	0	59	0	0	5	.350	.470
Dunn,A*	.284	162	529	116	150	43	2	44	117	86	11	138	5	0	1	.395	.622
Ausmus,B	.283	97	244	31	69	13	0	3	34	31	0	30	2	0	0	.364	.373
Gomez,C	.282	56	117	10	33	5	0	1	9	11	2	9	0	0	2	.354	.350
Teixeira,M+	.280	161	643	108	180	38	7	39	132	43	12	121	0	1	2	.337	.543
Encarnacion,J	.276	159	554	83	153	24	2	13	66	45	9	111	6	3	5	.340	.397
Michaels,J	.272	112	313	52	85	27	1	4	34	55	7	46	3	0	1	.392	.403
Valentin,J+	.268	95	239	36	64	16	2	12	41	21	0	35	0	0	2	.327	.502
Jenkins,G*	.267	160	559	93	149	31	2	27	87	53	29	121	0	0	1	.360	.474
Jones,C+	.266	132	380	72	101	30	0	32	78	63	0	67	1	2	4	.370	.597
Rivera,J	.263	103	319	45	84	14	3	9	32	19	0	57	1	1	1	.305	.411
Robles,O*	.252	120	326	52	82	13	4	4	33	35	1	32	0	0	4	.326	.353
Vizcaino,J+	.245	72	151	15	37	6	3	0	17	13	0	32	0	0	3	.305	.325
Perez,E	.195	65	123	18	24	4	0	7	20	26	2	18	0	0	1	.344	.398
Lowell, M	.167	30	42	4	7	3	0	0	1	1	0	8	0	0	1	.186	.238
Romano,J	.100	11	20	2	2	2	0	0	0	3	1	5	0	0	0	.250	.200
Pitchers	.300	162	10	3	3	0	0	0	0	2	0	3	0	0	6	.417	.300
	.274	162	5,547	887	1,519	322	32	207	817	594	85	984	42	7	47	.353	.455
Helms,W (Tot)	.261	58	161	19	42	9	0	4	25	22	1	37	0	0	1	.353	.391
Lowell, M (Tot)	.246	133	346	46	85	28	0	10	47	27	3	41	1	1	4	.306	.413
Kendall, J (Tot)	.253	156	537	52	136	25	0	0	48	47	15	57	8	1	7	.331	.300
Tyner, J (Tot)	.339	78	62	8	21	4	0	0	6	4	0	8	4	0	0	.379	.403
	ERA	W	L	PCT	SV	G	GS	CG	SHO	IP	H	R	ER	HR	BB	SO	RATIO
Ohman,W*	1.79	3	0	1.000	0	52	0	0	0	45	27	9	9	3	26	41	1.17
Peralta,J	1.82	1	0	1.000	0	45	0	0	0	35	22	7	7	5	8	31	0.87
Dotel	1.84	0	0	.000	0	17	0	0	0	15	8	3	3	0	12	14	1.36
Speier,J	2.11	10	2	.833	5	65	0	0	0	73	34	17	17	9	15	58	0.67
Osoria,F	2.41	0	0	.000	2	28	0	0	0	19	18	5	5	0	11	9	1.55
Peavy,J	2.42	18	9	.667	0	33	33	1	0	219	171	67	59	27	51	222	1.01
Prior,M	2.74	20	2	.909	0	31	31	1	0	184	126	62	56	17	57	196	1.00
Cotts,N*	3.48	6	5	.545	4	61	0	0	0	65	54	28	25	7	42	57	1.48
Morris,M	3.51	14	8	.636	0	32	32	7	1	210	201	84	82	23	36	113	1.13
Cordero,C	4.07	4	4	.500	41	68	0	0	0	77	60	35	35	18	17	57	1.00
Wolf,R*	4.12	1	0	1.000	0	4	4	0	0	20	24	9	9	2	4	12	1.42
Dingman,C	4.24	0	0	.000	2	33	0	0	0	34	31	16	16	6	11	29	1.24
Penny,B	4.26	16	11	.593	0	30	30	4	0	188	218	91	89	31	37	115	1.36
Patterson,J	4.40	5	2	.714	0	10	10	0	0	59	57	30	29	7	14	69	1.20
Towers,J	4.70	11	5	.688	0	22	22	2	1	134	149	71	70	20	14	60	1.22
Reitsma,C	6.08	2	1	.667	1	49	0	0	0	71	108	48	48	11	15	28	1.73
Proctor,S	9.39	1	1	.500	0	11	0	0	0	8	9	8	8	1	4	7	1.70
Naggotte,C	0.00	0	0	.000	0	0	0	0	0	0	0	0	0	0	0	0	0.00
	3.51	112	50	.691	55	591	162	15	5	1,455	1,317	590	567	187	374	1,118	1.16
Patterson,J (Tot)	4.25	13	8	.619	0	34	34	3	1	218	192	105	103	28	57	184	1.14

**2006 Yorktown Hitting**

**162 Games**

<u>Player</u>	<u>G</u>	<u>AB</u>	<u>H</u>	<u>2B</u>	<u>3B</u>	<u>HR</u>	<u>R</u>	<u>RBI</u>	<u>W</u>	<u>K</u>	<u>SB</u>	<u>CS</u>	<u>HBP</u>	<u>E</u>	<u>AVG</u>
Perez, T.	1	1	1	0	0	0	0	0	0	0	0	0	0	0	1.000
Cruz, J.	6	5	2	1	0	0	1	1	2	1	0	0	0	0	0.400
Garabito, E.	22	31	12	4	0	0	7	6	4	1	2	1	1	1	0.387
Orr, P.	58	78	26	4	0	0	12	5	3	13	3	0	0	0	0.333
Barrett, M. *	109	342	113	28	2	16	57	66	30	37	0	0	4	4	0.330
Sexson, R.	44	163	53	14	2	11	28	43	24	41	0	0	1	2	0.325
Jiminez, D.	27	29	9	4	0	0	5	1	5	4	0	0	0	0	0.310
Bagwell, J.	31	72	22	5	0	3	14	7	8	16	0	0	0	0	0.306
Rollins, J.	162	648	193	35	11	12	103	66	37	82	30	9	2	8	0.298
Varitek, J.	44	167	49	13	1	9	33	28	20	47	0	0	0	0	0.293
Ledee, R.	79	162	47	8	0	2	28	15	21	41	0	0	3	2	0.290
Ramirez, M.	160	585	167	31	0	46	112	116	78	128	3	0	15	12	0.285
Griffey, K., Jr.	154	528	148	37	1	31	91	91	56	99	0	0	7	3	0.280
Atkins, G. *	44	126	35	9	1	0	20	14	13	13	0	0	0	0	0.278
Repko, J. *	61	99	27	10	2	2	16	15	3	27	0	1	3	2	0.273
Pratt, T.	64	111	30	5	0	4	14	21	6	18	0	0	1	1	0.270
Guillen, J.	78	231	61	13	0	7	28	39	15	34	0	0	14	3	0.264
Delgado, C.	154	502	128	38	0	26	82	85	45	105	0	0	23	4	0.255
Lee, T. *	103	277	70	13	3	13	48	39	25	34	7	3	0	1	0.253
Chavez, E.	162	581	146	30	2	39	86	110	51	115	3	0	2	19	0.251
Iguchi, T.	158	558	135	25	6	13	83	66	45	101	10	6	6	16	0.242
DaVanon, J.	64	104	24	3	1	1	14	12	15	21	7	4	0	0	0.231
Mondesi, R.	55	106	22	3	0	3	12	8	11	14	0	0	0	0	0.208
Harris, L.	18	17	3	0	0	0	2	0	2	4	0	0	1	1	0.176
Chavez, R. *	17	4	0	0	0	0	0	0	0	0	0	0	0	1	0.000
Pitchers	162	3	0	0	0	0	0	0	0	0	0	0	0	6	0.000
Team	162	5530	1523	333	32	238	896	854	519	996	65	24	83	86	0.275

\* = Traded

<u>Traded Players</u>	<u>G</u>	<u>AB</u>	<u>H</u>	<u>2B</u>	<u>3B</u>	<u>HR</u>	<u>R</u>	<u>RBI</u>	<u>BB</u>	<u>SO</u>	<u>SB</u>	<u>CS</u>	<u>HBP</u>	<u>E</u>	<u>AVG</u>
Bagwell (Hz)	20	36	9	3	1	0	8	1	10	8	0	0	0	1	0.250
DaVanon (NE)	42	128	21	8	0	0	12	9	19	31	8	1	1	0	0.164
Guillen (NE)	78	314	89	19	1	11	38	40	12	61	0	0	8	5	0.283
Varitek (Hot)	104	347	86	22	1	20	51	51	34	91	1	0	1	3	0.248
Sexson (Hot)	118	451	119	24	1	35	74	75	63	130	0	0	4	6	0.264

<u>Player</u>	<u>G</u>	<u>GS</u>	<u>GC Sho</u>	<u>W</u>	<u>L</u>	<u>S</u>	<u>IP</u>	<u>H</u>	<u>R</u>	<u>ER</u>	<u>BB</u>	<u>K</u>	<u>ERA</u>	<u>HRA</u>
Myers, M.	21	0	0 0	0	0	4	8.33	2	0	0	2	12	0.00	0
Shackleford, B.	40	0	0 0	1	2	7	29.67	17	5	4	15	15	1.21	0
Padilla, J.	11	0	0 0	1	1	0	19.00	16	5	4	5	7	1.89	2
Clemens, R.	15	15	1 0	13	1	0	107.67	70	27	23	23	99	1.92	11
Lowe, D. *	23	23	7 1	14	8	0	162.00	146	69	58	56	105	3.22	13
Betancourt, R.	49	0	0 0	2	5	7	76.33	76	30	28	25	86	3.30	8
Weathers, D.	59	0	0 0	5	0	9	84.67	66	34	32	38	69	3.40	7
Wagner, B.	30	0	0 0	4	3	18	29.00	23	11	11	7	24	3.41	6
Johnson, R.	34	34	11 2	19	9	0	248.66	234	103	97	60	217	3.51	32
Blanton, J.	32	32	5 0	16	9	0	215.33	189	90	86	65	123	3.59	22
Wuertz, M.	48	0	0 0	5	0	4	82.67	67	35	34	31	90	3.70	7
Silva, C.	30	30	6 1	19	7	0	203.00	214	98	95	30	63	4.21	21
Hasagawa, S.	20	0	0 0	0	0	2	34.33	42	22	18	9	14	4.72	5
Claussen, B.	24	24	2 1	9	6	0	127.00	134	74	70	42	78	4.96	20
Miller, W.	4	4	0 0	1	1	0	20.67	21	12	12	8	12	5.22	2
Wilson, P.	1	0	0 0	0	1	0	0.67	3	1	1	0	1	13.43	0
Anderson, B.	0	0	0 0	0	0	0	0.00	0	0	0	0	0	----	0
TEAM				1										
TOTALS	162	162	32 6	109	53	51	1449.00	1320	616	573	416	1015	3.56	156

<u>Traded Players</u>	<u>G</u>	<u>GS</u>	<u>GC Sho</u>	<u>W</u>	<u>L</u>	<u>S</u>	<u>IP</u>	<u>H</u>	<u>R</u>	<u>ER</u>	<u>BB</u>	<u>K</u>	<u>ERA</u>	<u>HRA</u>
Wagner, B. (NE)	28	0	0 0	2	1	2	28.00	16	9	8	15	52	1.76	1
Padilla, J. (NE)	15	0	0 0	4	3	1	19.67	11	9	9	3	8	4.12	3
Clemens, R. (Ars)	19	19	0 0	6	6	0	124.33	83	41	39	42	110	2.82	15

Primary Player Statistics For 2006 Hotlanta Possums Totals After 162 Games

NAME	BAVG	GM	AB	R	H	2B	3B	HR	RBI	BB	SO	HB	SH	DP	SB	CS	E
L.Scott	1.000	1	1	0	1	1	0	0	1	0	0	0	0	0	0	0	0
R.Chavez	.400	9	10	2	4	1	0	0	2	2	2	0	0	0	0	0	0
J.Tyner	.333	73	60	8	20	4	0	0	5	4	8	0	0	1	4	0	0
M.Giles	.292	159	631	109	184	44	6	18	51	53	111	6	4	10	15	4	14
D.Ross	.290	78	138	17	40	16	1	5	27	5	27	2	0	7	0	0	2
A.Jones	.276	162	637	113	176	20	5	60	138	55	109	9	0	18	5	3	5
R.Sexson	.264	118	451	75	119	24	1	35	75	63	130	4	0	14	0	0	6
T.Lee	.259	42	162	21	42	6	0	2	12	15	33	0	0	5	3	2	0
C.Lee	.255	162	624	77	159	41	1	30	88	42	72	6	0	17	4	2	3
P.Fielder	.254	27	67	10	17	4	0	1	11	5	22	0	0	3	0	0	0
A.Beltre	.249	162	639	61	159	33	0	20	83	23	131	4	0	21	3	1	12
J.Varitek	.248	104	347	51	86	22	1	20	51	34	91	1	4	7	1	0	3
M.Restovich	.244	68	119	8	29	7	1	1	13	13	25	0	0	6	0	0	4
J.Wilson	.238	161	589	41	140	18	9	5	38	20	56	3	7	11	6	1	22
J.Jones	.227	150	463	59	105	22	0	17	48	32	95	3	0	15	11	3	3
M.Cuddyer	.226	139	455	61	103	26	0	10	32	39	95	2	1	8	1	1	0
M.Barrett	.223	37	112	6	25	4	1	3	18	11	18	2	0	4	0	0	0
J.Fiorentino	.208	34	48	2	10	1	0	0	1	0	11	0	0	0	0	0	0
C.Aguila	.186	22	43	2	8	1	0	0	1	0	13	0	0	2	0	0	0
M.Kata	.133	73	30	5	4	2	0	0	2	8	5	0	3	0	0	0	3
ALL PITCHERS	.125	162	16	5	2	1	0	0	2	0	6	0	5	0	0	0	13
-----																	
TEAM TOTALS	.254		5642		1433		26		699		1060		24		53		90
		162		733		298		227		424		42		149		17	

NAME	ERA	W	L	PCT	G	GS	CG	SH	SV	IP	H	R	ER	HR	BB	SO
C.Hensley	1.39	2	3	.400	45	0	0	0	5	51.2	34	8	8	3	14	31
E.Dubose	2.93	3	0	1.000	73	0	0	0	1	27.2	21	9	9	4	22	21
M.Koplove	3.11	1	1	.500	36	0	0	0	0	55.0	48	23	19	3	20	32
K.Ishii	3.16	5	4	.556	64	0	0	0	0	94.0	58	35	33	9	59	62
J.Crain	3.20	7	6	.538	57	0	0	0	35	84.1	70	32	30	8	31	15
J.Williams	3.27	4	5	.444	81	0	0	0	4	124.0	112	48	45	10	42	63
A.Cook	3.51	8	4	.667	14	14	2	0	0	92.1	94	38	36	7	20	27
J.Acevedo	4.36	3	3	.500	9	9	1	0	0	43.1	49	23	21	6	7	20
D.Carrasco	4.50	7	7	.500	23	23	0	0	0	126.0	133	68	63	9	47	52
J.Jennings	4.58	1	3	.250	4	4	0	0	0	19.2	26	19	10	3	13	13
M.Hampton	4.78	2	10	.167	12	12	2	1	0	75.1	87	43	40	3	31	24
G.Rusch	4.92	8	5	.615	49	11	1	1	0	133.2	143	79	73	17	52	118
R.Colon	4.97	5	2	.714	13	13	0	0	0	67.0	64	40	37	14	25	46
I.Snell	4.97	1	0	1.000	16	0	0	0	0	25.1	29	19	14	3	12	23
C.Park	5.61	6	10	.375	33	33	1	0	0	146.0	166	103	91	9	68	105
J.Mays	5.75	9	10	.474	52	20	0	0	0	145.2	186	99	93	17	57	55
S.Estes	5.76	7	10	.412	23	23	3	2	0	125.0	147	89	80	16	78	48
W.Obermueller	8.46	0	0	----	15	0	0	0	0	22.1	34	21	21	2	11	14
ALL NON-PITCHERS	----	0	0	----	0	0	0	0	0	0.0	0	0	0	0	0	0
Team									7					-1		
-----																
TEAM TOTALS	4.46		83		162		10		45		1501		722		609	
		79		.488		162		11		1458.1		796		143		769

## ARSENAL GUNNERS

Player	GP	AB	R	H	RBI	2B	3B	HR	W	SO	HP	SB	CS	AVG	OBP	SLG	E
Payton	135	436	54	106	50	17	1	18	25	55	1			.243	.286	.411	0
Young	51	146	31	41	17	8	1	2	19	19		10	7	.281	.364	.390	0
Bonds	34	43	5	10	7	8		5	7	5				.233	.340	.767	0
Polanco	152	551	58	169	64	23	10	2	28	40	15	5	1	.307	.357	.396	2
J.Lopez	130	424	48	128	51	23	1	15	19	64	4			.302	.338	.467	3
Blalock	138	438	49	113	50	32	2	15	37	93		1		.258	.316	.443	10
J. Damon	161	683	102	205	59	40	7	8	56	62	3	10		.300	.356	.414	4
Dye	157	575	89	149	118	32	3	36	36	115	10	3	2	.259	.314	.513	7
D. Cruz	29	86	15	23	16	8		5	3	12				.267	.292	.535	1
Diaz	36	109	11	19	9	3			6	15	1			.174	.224	.202	0
Stairs	130	429	55	108	66	27	3	17	55	84	6		1	.252	.345	.448	5
Kielty	80	197	24	42	14	5	1	5	22	33	1			.213	.295	.325	2
Saenz	82	211	32	56	30	15		13	24	35	1			.265	.343	.521	0
Walker	107	358	51	86	60	29	1	16	24	61	9			.240	.304	.461	1
Izturtis	152	482	53	122	34	20	1	1	27	49	7	19	8	.253	.302	.305	16
Phillips	45	53	5	11	3	2	2			5	1			.208	.222	.321	0
Easley	98	270	40	77	54	21	1	16	17	44	2			.285	.332	.548	2
Ojeda	5	13	5	1	2	0	0	1	5	1				.077	.333	.308	0
Guiel	70	112	17	23	8	3		3	3	27	9			.205	.282	.313	0
Petagine	7	10	2	4	1			1	0					.400	.400	.700	
Pitchers	162	9	1	1						2				.111	.111	.111	17
<b>TOTALS</b>	<b>162</b>	<b>5635</b>	<b>747</b>	<b>1494</b>	<b>713</b>	<b>316</b>	<b>34</b>	<b>179</b>	<b>413</b>	<b>821</b>	<b>70</b>	<b>48</b>	<b>19</b>	<b>.265</b>	<b>.323</b>	<b>.429</b>	<b>70</b>

Player	GP	GS	CG	S	IP	R	ER	H	HR	BB	SO	W	L	ERA	SHO
F. Garcia	39	39	1	0	250.67	128	123	249	38	72	146	13	13	4.42	0
Willis	39	39	1	0	257.33	119	106	231	23	63	182	18	14	3.71	0
Robertson	36	36	0	0	215.33	111	104	212	26	68	125	13	14	4.35	0
Clemens	21	21	0	0	129.67	48	43	88	15	44	117	6	7	2.98	0
Lima	14	14	0	0	71.67	62	55	101	15	36	35	1	8	6.91	0
Drese	13	13	4	0	88	58	55	105	11	27	32	6	6	5.63	0
Chulk	70	0	0	3	78.33	31	30	73	3	37	46	3	3	3.45	0
Williams	56	0	0	12	80.67	30	28	70	6	21	43	6	5	3.12	0
T. Harper	17	0	0	2	30	19	19	38	12	5	18	2	3	5.70	0
P. Walker	49	0	0	0	90	38	36	86	14	38	42	1	1	3.60	0
Byrdak	14	0	0	1	18	11	11	15	1	19	20	0	0	5.50	0
Groom	17	0	0	1	21	13	13	23	3	6	8	0	2	5.57	0
Nelson	29	0	0	1	29.67	18	18	32	3	22	22	1	1	5.46	0
J. Walker	49	0	0	1	47.33	23	21	49	10	21	30	4	6	3.99	0
Carrasco	30	0	0	17	45.67	9	9	25	3	18	33	4	1	1.77	0
<b>TOTALS</b>		<b>162</b>	<b>6</b>	<b>38</b>	<b>1453.34</b>	<b>718</b>	<b>671</b>	<b>1397</b>	<b>183</b>	<b>497</b>	<b>899</b>	<b>78</b>	<b>84</b>	<b>4.16</b>	<b>0</b>

Primary Player Statistics For 2006 Florida Sun Totals After 162 Games

NAME	BAVG	GM	AB	R	H	2B	3B	HR	RBI	BB	SO	HB	SH	DP	SB	CS	E
J.Botts	.360	12	25	4	9	0	0	0	2	5	7	0	0	1	0	0	1
M.Alou	.298	138	467	64	139	31	2	16	71	67	49	9	1	22	1	0	12
J.Snow	.286	125	398	35	114	20	3	2	52	31	57	6	0	10	2	0	2
O.Vizquel	.286	155	598	66	171	34	5	6	61	43	63	6	5	7	27	4	8
D.Dejesus	.282	115	411	51	116	31	8	9	49	21	69	6	4	15	4	0	3
H.Luna	.281	48	135	20	38	4	0	1	9	7	22	3	1	2	7	0	1
G.Gross	.276	28	98	11	27	4	1	1	11	7	18	0	1	5	1	0	0
T.Linden	.271	90	177	26	48	14	0	3	15	17	35	4	1	5	0	0	2
I.Rodriguez	.266	148	548	62	146	32	9	12	70	13	101	5	3	31	7	0	4
C.Woodward	.265	72	185	15	49	11	0	1	13	18	53	1	2	4	0	0	7
A.Cintron	.263	117	346	44	91	18	0	3	36	13	29	1	1	11	1	0	7
J.Cruz Jr	.253	129	399	55	101	25	0	18	65	75	103	0	0	11	0	0	9
C.Burke	.243	116	338	37	82	14	1	3	26	25	60	5	6	13	18	4	6
T.Hunter	.242	118	401	57	97	19	2	9	49	30	76	3	1	10	13	3	2
J.McDonald	.239	63	155	18	37	1	0	0	15	9	29	1	1	8	3	0	3
B.Hill	.232	31	99	12	23	7	0	0	8	10	18	4	1	3	0	0	3
D.Mirabelli	.207	55	145	12	30	7	0	4	16	17	54	1	1	3	1	1	1
R.Gotay	.199	63	201	21	40	10	0	1	14	20	43	2	0	2	0	0	1
M.Izturis	.194	67	191	16	37	7	4	0	10	10	24	0	1	2	3	2	11
K.Johnson	.170	17	47	2	8	1	0	1	1	3	14	0	0	0	0	0	0
T.Tiffee	.167	14	42	2	7	1	0	0	4	4	2	0	0	2	0	0	1
C.Johnson	----	0	0	0	0	0	0	0	0	0	0	0	0	0	0	0	0
ALL PITCHERS	.167	162	18	3	3	0	0	0	0	3	6	0	1	0	0	0	10
-----																	
TEAM TOTALS	.261		5424		1413		35		597		932		31		88		94
		162		633	291		90		448		57		167		14		

NAME	ERA	W	L	PCT	G	GS	CG	SH	SV	IP	H	R	ER	HR	BB	SO
R.Wagner	0.00	1	0	1.000	6	0	0	0	0	3.2	8	0	0	0	2	6
T.Coffey	1.69	0	0	----	5	0	0	1	0	10.2	11	2	2	0	2	8
T.Hoffman	2.56	5	5	.500	43	0	0	0	17	52.2	43	16	15	5	10	49
R.Hernandez	2.59	3	1	.750	53	0	0	0	9	76.1	57	25	22	6	25	70
S.Mitre	2.83	4	1	.800	7	5	2	1	0	35.0	23	11	11	4	15	12
B.Colon	3.19	19	11	.633	33	33	11	4	0	242.2	231	89	86	26	50	168
U.Urbina	3.27	3	2	.600	45	0	0	0	6	63.1	46	24	23	9	33	78
G.Maddux	3.86	15	14	.517	36	36	7	0	0	238.0	256	112	102	24	31	128
J.Thomson	4.96	1	5	.167	10	10	1	0	0	65.1	71	36	36	5	20	36
D.Marte	5.13	2	1	.667	37	0	0	0	0	40.1	45	28	23	9	23	44
J.Lieber	5.19	11	21	.344	36	36	4	1	0	232.1	290	151	134	54	56	170
J.Garland	5.26	9	19	.321	36	36	5	0	0	238.0	283	150	139	30	66	120
R.Rodriguez	6.11	1	1	.500	27	0	0	0	1	56.0	74	44	38	9	20	26
R.Novoa	6.75	0	0	----	22	0	0	0	0	28.0	34	24	21	3	16	28
K.Lohse	6.98	0	5	.000	6	6	3	0	0	38.2	52	32	30	9	11	15
J.Lehr	7.08	1	1	.500	19	0	0	0	0	20.1	23	18	16	4	15	16
ALL NON-PITCHERS	----	0	0	----	0	0	0	0	0	0.0	0	0	0	0	0	0
Team								2					+0			
-----																
TEAM TOTALS	4.36		87		162		33		33		1547		698		395	
		75		.463	162		9		1441.1		762		197		974	


# 2006 - California Dreamers - Team Statistics

## Batting


Player	.Avg	G	AB	R	H	2B	3B	HR	RBI	BB	SO	HB	SH	DP	SB	CS	E
David Bell	.344	71	157	26	54	18	0	5	26	10	20	0	0	6	0	0	3
Jose Molina	.287	66	164	16	47	6	0	4	17	7	42	1	0	5	1	1	0
Chone Figgins	.267	162	658	64	176	17	12	8	53	53	110	0	3	22	63	21	4
Sean Casey	.267	151	566	57	151	29	2	8	54	43	67	5	0	28	2	1	0
Shea Hillenbrand	.258	161	608	63	157	39	4	12	76	19	83	28	0	18	2	1	14
Luis A. Gonzales	.258	135	434	44	112	21	1	10	48	17	67	9	10	8	1	1	8
Brad Hawpe	.257	101	284	35	73	13	3	9	39	32	67	0	0	8	1	0	3
Willy Aybar	.256	34	86	14	22	2	0	1	8	23	13	1	0	2	7	0	5
Victor Diaz	.253	73	198	30	50	13	0	11	26	20	58	2	0	6	9	3	1
Damian Miller	.248	134	403	46	100	29	1	7	45	33	81	7	0	13	0	0	2
Luis Gonzales	.238	159	585	73	139	33	1	17	63	55	109	9	0	20	5	2	4
Edgar Renteria	.230	162	649	67	149	30	2	3	63	53	112	2	5	13	4	3	35
Austin Kearns	.218	128	381	48	83	24	0	13	44	41	104	10	0	11	0	0	5
Carlos Pena	.213	93	235	30	50	5	2	17	31	38	72	6	0	6	0	0	1
Brad Eldred	.200	4	5	0	1	0	0	0	0	5	3	0	0	0	0	0	1
Bubba Crosby	.184	24	38	4	7	0	0	0	1	0	5	0	0	0	1	1	0
Bret Boone	.057	16	35	4	2	1	0	0	2	3	5	1	0	2	0	0	0
William Bergolla	.000	2	4	0	0	0	0	0	0	0	0	0	0	0	0	0	0
Pitchers	---	162	0	0	0	0	0	0	0	1	0	0	0	0	0	0	11
<b>Totals</b>	.250	162	5490	621	1373	280	28	125	596	453	1018	81	18	168	96	34	97

## Pitching

Player	ERA	W	L	.Pct	G	GS	CG	SH	SV	IP	H	R	ER	HR	BB	SO
Jesus Colome	3.00	1	0	1.000	1	0	0	0	0	3	2	1	1	0	1	2
Chris Capuano	3.22	9	17	.346	34	34	4	1	0	231.2	197	90	83	24	90	178
Dustin McGowan	3.31	1	3	.250	10	4	0	0	0	35.1	34	16	13	1	17	24
Derek Lowe	3.44	16	11	.593	31	31	8	1	0	214.1	203	95	82	20	71	127
(Cal.)	4.13	2	3	.400	8	8	1	0	0	52.1	57	26	24	7	15	22
Juan Dominguez	3.69	1	6	.143	10	10	0	0	0	68.1	63	33	28	11	23	43
Kenny Rogers	4.05	11	11	.500	29	29	7	2	0	202.1	202	100	91	16	62	77
Jason Vargas	4.10	2	7	.222	49	0	0	0	3	79	81	36	36	5	34	54
Jon Rauch	4.15	1	2	.333	18	0	0	0	1	17.1	13	9	8	2	9	15
J.J. Putz	4.23	5	2	.714	63	0	0	0	4	61.2	68	31	29	7	19	36
Livan Hernandez	4.48	10	22	.313	38	38	4	1	0	263	277	148	131	23	89	133
Horacio Ramirez	4.65	7	18	.280	31	31	5	1	0	215	247	124	111	28	75	79
Kent Mercker	5.08	1	5	.167	46	0	0	0	14	44.1	52	26	25	7	19	31
Latroy Hawkins	5.68	4	3	.571	33	0	0	0	2	44.1	43	30	28	6	25	22
Paul Maholm	5.74	1	2	.333	7	7	0	0	0	42.1	45	27	27	5	25	22
Curt Schilling	6.16	0	5	.000	30	1	0	0	1	73	97	50	50	12	16	71
Ricardo Rincon	20.25	0	0	.000	3	0	0	0	1	1.1	3	3	3	0	0	2
Rich Hill	40.5	0	0	.000	1	0	0	0	0	0.2	3	3	3	0	0	2
Team								3						-1		
<b>Totals</b>	4.33	56	106	.346	162	162	21	8	26	1435	1484	753	690	154	522	813



AMERICAN LEAGUE  
○  
EAST



2006 Lake Wobegon Whippets

NAME	OBP	SLG	AVG	GM	AB	R	H	2B	3B	HR	RBI	BB	SO	HB	SH	DP	SB	CS	E
J.Giambi	.426	.479	.254	142	453	83	115	13	1	29	91	114	130	22	0	6	0	0	17
B.Giles	.417	.512	.301	154	592	116	178	44	9	21	79	118	81	0	0	13	13	4	2
C.Snelling	.367	.462	.269	9	26	2	7	2	0	1	4	4	4	0	0	2	0	0	0
J.Lugo	.366	.397	.300	161	660	99	198	36	8	4	69	60	68	9	3	14	40	13	32
R.White	.361	.449	.316	53	158	23	50	13	1	2	21	10	28	1	0	5	0	0	0
R.White (total)	.364	.500	.318	118	384	56	122	33	2	11	54	25	61	3	1	19	0	0	0
J.Rodriguez	.356	.478	.274	62	157	22	43	8	0	8	31	17	49	3	2	1	1	0	0
C.Utley	.356	.480	.280	160	596	85	167	46	8	19	91	61	125	9	1	14	11	4	24
H.Matsui	.344	.474	.284	162	631	88	179	34	1	28	104	51	93	7	2	30	2	3	3
M.Cairo	.333	.483	.310	23	29	6	9	5	0	0	5	0	0	1	0	1	2	1	1
J.Bartlett	.326	.272	.235	38	81	15	19	3	0	0	9	10	11	1	0	4	2	0	3
K.Cash	.321	.680	.240	21	25	5	6	2	0	3	8	1	9	2	0	0	0	0	0
F.Menechino	.317	.259	.185	52	135	21	25	7	0	1	6	17	34	9	0	7	0	0	1
A.Gonzalez	.316	.395	.256	133	367	41	94	18	0	11	52	30	83	2	6	14	1	1	10
M.Bellhorn	.300	.302	.204	92	235	26	48	11	0	4	23	32	88	0	1	3	1	0	8
K.Mench	.294	.446	.238	154	588	79	140	37	5	25	88	41	80	6	1	13	2	2	2
R.Weeks	.292	.288	.220	24	59	9	13	1	0	1	5	6	13	0	0	2	2	0	0
K.Stinnett	.284	.305	.229	46	131	14	30	4	0	2	11	8	37	2	1	3	0	0	8
W.Pena	.271	.438	.240	120	283	34	68	15	1	13	39	8	114	4	0	3	1	1	2
Y.Molina	.268	.339	.232	137	310	37	72	12	0	7	33	11	43	4	5	6	0	1	9
S.Alomar Jr	.184	.208	.168	38	101	7	17	4	0	0	6	2	5	0	0	3	0	0	1
C.Hart	.000	.000	.000	2	2	0	0	0	0	0	0	0	0	0	0	0	0	0	0
ALL PITCHERS	.000	.000	.000	162	2	2	0	0	0	0	0	0	0	0	0	0	0	0	7
-----																			
Team Totals	.343	.427	.263	162	5621	814	1478	315	34	179	775	601	1095	82	22	144	78	30	130

NAME	ERA	W	L	PCT	G	GS	CG	SH	SV	IP	H	R	ER	HR	BB	SO
S.Dohmann	0.00	0	0	----	1	0	0	0	0	2.0	2	0	0	0	1	3
B.Medders	1.15	0	0	----	15	0	0	0	1	15.2	8	2	2	1	4	10
B.Medders (total)	1.42	3	0	1.000	29	0	0	0	5	31.2	15	5	5	2	7	26
J.Accardo	1.16	4	1	.800	20	0	0	0	1	23.1	21	6	3	1	7	16
J.Isringhausen	2.45	5	5	.500	50	0	0	0	31	58.2	43	16	16	3	29	36
J.Eischen	2.54	1	0	1.000	26	0	0	0	0	28.1	29	9	8	2	13	16
E.Guardado	3.06	1	2	.333	43	0	0	0	2	50.0	50	18	17	6	10	37
M.Miller	3.16	4	0	1.000	34	0	0	0	8	31.1	30	11	11	2	12	13
J.Mecir	3.24	3	1	.750	33	0	0	0	1	41.2	39	16	15	4	16	32
J.Santana	3.28	24	5	.828	36	36	4	4	0	255.0	232	98	93	25	65	237
J.Sosa	3.42	7	6	.538	22	22	0	0	0	136.2	127	65	52	12	49	85
K.Loe	3.46	4	6	.400	14	14	3	1	0	93.2	81	41	36	7	23	35
M.Dejean	3.47	1	1	.500	39	0	0	0	0	57.0	56	25	22	3	23	48
G.Geary	3.83	4	1	.800	30	0	0	0	1	54.0	51	24	23	7	13	30
J.Westbrook	4.29	9	9	.500	21	21	8	0	0	140.2	153	74	67	14	49	69
M.Guerrier	4.66	0	2	.000	20	0	0	0	2	29.0	33	18	15	4	13	21
B.Chen	4.77	16	10	.615	33	33	0	0	0	203.2	212	111	108	23	68	140
D.Davis	5.13	14	16	.467	36	36	5	1	0	242.0	244	155	138	30	110	220
T.Wellemeyer	----	0	0	----	0	0	0	0	0	0.0	0	0	0	0	0	0
ALL NON-PITCHERS	----	0	0	----	0	0	0	0	0	0.0	0	0	0	0	0	0
Team								3					+0			
-----																
TEAM TOTALS	3.85	65			162	20		47		1411		626		505		
		97		.599	162		9	1462.2		689		144		1048		

Primary Player Statistics For 2006 Urpaigh Dragons Totals After 162 Games

NAME	BAVG	GM	AB	R	H	2B	3B	HR	RBI	BB	SO	HB	SH	DP	SB	CS	E
J.Baker	.364	7	22	5	8	6	0	0	2	2	6	0	0	0	0	0	0
A.Green	.350	10	20	5	7	1	0	0	0	8	2	0	0	0	0	0	0
S.Fasano	.325	46	117	20	38	4	1	11	30	8	29	3	0	6	0	0	5
M.Morse	.321	71	243	34	78	15	1	3	20	13	49	7	0	6	1	0	0
R.Hernandez	.310	121	387	42	120	15	2	8	51	11	45	2	0	19	4	0	5
B.Roberts	.310	154	600	93	186	46	4	14	60	52	91	3	3	8	26	9	10
S.Hatteberg	.269	126	416	44	112	16	1	4	51	48	48	5	0	16	0	0	5
R.Ibanez	.269	162	599	93	161	32	3	15	85	70	96	0	0	23	5	0	8
R.Martinez	.264	17	53	1	14	2	0	0	4	1	7	0	1	4	0	0	2
J.Carroll	.259	77	201	24	52	7	2	0	28	20	34	2	1	5	1	0	2
J.Edmonds	.256	155	492	77	126	53	2	23	80	89	148	5	0	13	1	4	2
A.Everett	.253	161	538	65	136	23	3	15	70	27	107	12	17	10	16	3	7
M.Lawton	.248	128	415	58	103	26	0	7	42	53	65	14	0	15	17	6	1
M.Ensberg	.248	154	544	78	135	32	4	25	85	80	112	12	0	12	3	1	12
J.Buck	.247	106	231	17	57	13	1	1	18	18	51	3	0	8	0	0	3
R.Langerhans	.242	137	330	37	80	24	0	2	26	29	85	7	0	9	0	0	1
B.Surhoff	.223	111	197	14	44	9	0	0	17	10	28	0	0	6	0	0	3
M.Lamb	.167	4	6	1	1	0	0	0	0	0	2	0	0	1	0	0	0
J.Valentin	.143	27	70	5	10	4	0	0	1	12	21	2	0	0	0	1	5
D.Newhan	.121	108	132	11	16	3	0	3	12	8	25	1	2	4	5	1	0
D.Murphy	.000	1	1	0	0	0	0	0	0	0	0	0	0	0	0	0	0
A.Blanco	----	0	0	0	0	0	0	0	0	0	0	0	0	0	0	0	0
ALL PITCHERS	.294	162	17	2	5	0	0	0	1	3	7	0	0	1	0	0	11
-----																	
TEAM TOTALS	.264	5631	1489	24	683	1058	24	79	82	162	726	331	131	562	78	166	25

NAME	ERA	W	L	PCT	G	GS	CG	SH	SV	IP	H	R	ER	HR	BB	SO
L.Nunez	0.00	0	0	----	1	0	0	0	0	0.2	0	0	0	0	0	0
M.Wise	2.08	8	3	.727	31	0	0	0	9	65.0	37	17	15	5	23	49
P.Martinez	2.56	19	8	.704	33	33	8	3	0	239.0	165	68	68	19	54	234
S.Downes	3.12	2	4	.333	32	3	1	0	6	69.1	62	27	24	4	25	44
J.Seo	3.27	6	4	.600	14	14	1	0	0	96.1	99	36	35	8	20	65
J.Witasick	3.29	7	2	.778	40	0	0	0	8	63.0	45	26	23	2	27	69
T.Miller	3.37	0	0	----	1	0	0	0	0	2.2	3	1	1	0	1	0
J.Wasdin	3.52	5	5	.500	19	4	0	0	3	64.0	65	27	25	5	14	51
C.Sabathia	3.67	14	11	.560	32	32	5	1	0	213.1	194	89	87	18	80	163
J.Towers	3.76	4	4	.500	9	9	4	2	0	69.1	74	30	29	7	6	32
M.Belisle	4.26	0	1	.000	26	0	0	0	0	61.1	64	29	29	5	16	38
M.Redman	4.41	10	11	.476	28	28	4	1	0	179.2	193	98	88	16	71	98
S.Kline	4.50	0	0	----	11	0	0	0	1	20.0	16	10	10	3	9	11
P.Astacio	4.51	8	6	.571	20	20	3	0	0	133.2	155	77	67	15	38	60
B.Meadows	4.59	3	2	.600	40	0	0	0	10	66.2	83	36	34	5	10	40
D.Williams	5.62	5	10	.333	19	19	2	0	0	123.1	140	86	77	25	50	76
A.Leiter	----	0	0	----	0	0	0	0	0	0.0	0	0	0	0	0	0
ALL NON-PITCHERS	----	0	0	----	0	0	0	0	0	0.0	0	0	0	0	0	0
Team									11					-1		
-----																
TEAM TOTALS	3.75	71	162	28	37	1395	611	444	91	.562	162	18	1467.1	657	137	1030

Name	BA	GP	AB	R	H	D-T-HR	RBI	BB, K	HB	SB	CS	E
<b>MAINE</b>												10
A Pierzynski*	.212	150	453	40	96	19-0-8	34	19-71	4			3
H Blanco *	.237	102	152	19	36	7-1-9	23	14-18	0			1
D Lee *	.334	160	629	116	210	58-4-40	118	74-122	9	8	1	5
J Cabrera												
J Randa *	.259	155	583	77	151	35-4-15	69	38-97	1			22
R Aurilia *	.252	127	404	44	102	25-3-8	54	23-60	0			10
A Cora *	.159	104	176	18	28	4 - 3 - 0	10	12-23	6	9	3	2
J Peralta *	.285	145	530	82	151	34-2-28	98	52-112	4			0
A Rod *	.272	162	604	105	164	30-1-42	112	96-147	12	16	8	9
L Rivas												
O Quintanilla												
J Sandberg												
W Taveras *	.298	140	499	76	149	15 - 2 - 3	40	18 - 80	2	42	12	3
J Gerut *	.227	49	132	20	30	7 - 2 - 1	13	18 - 20	0	1	0	0
X Nady *	.275	76	211	33	58	11 - 0 - 7	23	26 - 36	7			0
B Jordan *	.250	6	4	1	1		0	0 - 1				
M Cameron *	.240	128	312	41	75	20-2-16	45	20 - 87	0	8	5	9
G Matthews *	.235	150	503	68	118	25-5-19	70	58 - 93	0	10	2	5
T Long *	.303	117	412	56	125	17-4-4	51	24 - 47	0	0	1	3
YAKS		162	5604	796	1493	307-33-200	760	492-1014	45	94	32	82
	ER A	W	L	PCT	G	GS-CG-SO	IP	R - ER	H	HR	BB	SO
S McClung												
J Howell *	5.22	0	3	.000	8	4	29.1	24-17	43	5	9	26
B Radke *	3.40	16	6	.727	31	31-2-0	219.1	86 - 83	207	29	32	124
T Ohka *	4.41	12	12	.500	30	30-2-0	194	116-95	218	17	57	92
M Clement *	5.14	10	14	.417	30	30	196	119-112	225	16	83	139
R Harden *	2.26	14	4	.778	20	20-4-3	139.2	40-35	109	11	48	130
T Wakefield	3.30	15	9	.625	35	35-2-1	248	101-91	210	24	76	162
J Fassero *	4.06	5	6	.444	49	12	99.2	47-45	109	8	39	67
J Frasier *	2.41	2	2	.500	56		71	20-19	58	3	22	55
R Madson *	4.02	3	4	.428	76	Saves 2	85	41-38	81	12	25	72
J Tavarez *	6.00	1	2	.333	17		24	16-16	22	3	15	19
S Eyre *	2.60	8	7	.533	66	Saves 14	72.2	24-21	44	4	28	70
J Affeldt												
C Orvella *	5.26	2	3	.400	44	Saves 4	51.1	30-30	67	10	22	44
H Carrasco*	3.15	0	2	.000	35	Saves 11	40	15-14	34	4	18	36
w/Arsenal		(4)	(1)		(30)	(17)	(45.2)	(9-9)	(25)	(3)	(18)	(33)
						Saves 31						
TOTALS	3.84	88	74		162	162-10-4-	1470	679-628	1427	146	474	1036

**ILLINOIS PRAIRIE DOGS 2006**

	<b>AVG</b>	<b>GM</b>	<b>AB</b>	<b>R</b>	<b>H</b>	<b>2B</b>	<b>3B</b>	<b>HR</b>	<b>RBI</b>	<b>BB</b>	<b>HBP</b>	<b>SO</b>	<b>SB</b>	<b>CS</b>	<b>E</b>	<b>OBP</b>	<b>SLG</b>
Alfonzo, E	.278	73	291	28	81	11	1	0	31	16	1	25	0	0	7	.318	.323
Bennett, G	.244	52	156	15	38	3	1	0	9	14	0	33	0	1	2	.306	.276
Conine, J	.210	41	105	6	22	7	0	0	7	9	1	22	0	0	2	.278	.276
Crawford, C	.288	157	633	84	182	31	13	13	73	23	6	80	35	4	2	.319	.439
Eckstein, D	.250	149	571	72	143	19	4	5	54	43	3	50	9	4	15	.306	.324
Erstad, D	.242	140	545	61	132	34	2	6	45	38	0	104	3	1	3	.292	.345
Francouer, J	.267	26	101	16	27	3	0	5	13	1	1	20	0	0	2	.282	.446
Graffaninio, T	.334	107	368	49	123	24	3	5	31	33	4	48	5	0	1	.395	.457
Guerrero, V	.340	150	582	108	198	33	1	41	127	49	5	61	6	0	2	.396	.612
Hill, K	.152	23	66	2	10	1	2	0	6	6	0	35	0	0	0	.222	.227
Jacobs, M	.290	10	31	3	9	4	0	1	3	2	0	9	0	0	0	.333	.516
Nunez, A	.236	111	440	49	104	5	3	7	42	48	0	68	0	0	11	.311	.309
Ortiz, D	.262	150	561	98	147	35	1	42	116	86	0	122	1	0	0	.360	.553
Palmeiro, O	.143	25	49	3	7	3	0	1	6	2	1	7	0	0	0	.192	.265
Pena, B	.091	3	11	0	1	1	0	0	1	0	0	2	0	0	0	.091	.182
Phillips, J	.183	102	443	26	81	22	0	6	40	15	6	44	0	0	5	.220	.273
Redman, T	.000	2	6	0	0	0	0	0	0	0	0	0	0	0	0	.000	.000
Rowand, A	.248	149	557	55	138	25	3	11	61	23	26	131	13	5	6	.309	.363
Walker, T	.266	71	248	26	66	18	1	3	13	14	0	34	0	0	6	.305	.383
Pitchers	.000	162	0	0	0	0	0	0	0	0	0	0	0	0	8	.000	.000
	.262	162	5,764	701	1,509	279	35	146	678	422	54	895	72	15	72	.318	.398

	<b>ERA</b>	<b>W</b>	<b>L</b>	<b>PCT</b>	<b>SV</b>	<b>G</b>	<b>GS</b>	<b>CG</b>	<b>SHO</b>	<b>IP</b>	<b>H</b>	<b>R</b>	<b>ER</b>	<b>HR</b>	<b>BB</b>	<b>SO</b>	<b>RATIO</b>
Burnett, AJ	2.58	15	7	.682	0	28	28	10	4	216	194	70	62	11	74	172	1.24
Byre, P	4.76	8	15	.348	0	25	25	6	0	191	219	109	101	32	38	81	1.35
Duke, Z	4.93	3	5	.000	0	9	9	1	0	66	81	45	36	7	32	43	1.72
Francis, J	5.22	7	15	.318	0	60	30	6	0	200	251	126	116	29	80	137	1.66
Franklin, R	6.29	5	9	.357	0	20	20	4	1	133	176	96	93	26	48	59	1.68
Harang, A	4.94	12	12	.500	0	29	29	7	0	200	230	113	110	16	64	143	1.47
Milton, E	4.42	5	5	.500	0	17	12	4	0	94	96	47	46	10	29	70	1.33
Waechter, D	7.79	4	5	.444	0	9	9	1	0	54	81	48	47	11	12	21	1.71
Burns, M	4.74	0	0	.000	1	11	0	0	0	19	18	11	10	5	6	13	1.26
Dessens, E	3.24	2	1	.667	2	20	0	0	0	42	36	15	15	8	12	14	1.15
Otsuka, A	3.45	4	3	.571	7	49	0	0	0	60	56	26	23	4	20	54	1.27
Rodriguez, F	2.23	0	1	.000	0	16	0	0	0	32	23	8	8	1	14	22	1.14
Springer, R	2.25	3	3	.500	19	40	0	0	0	60	40	15	15	5	21	54	1.02
Timlin, M	4.64	2	3	.400	0	25	0	0	0	43	48	24	22	4	13	40	1.43
Wickman, B	5.26	3	4	.429	1	29	0	0	0	38	30	25	22	9	20	28	1.33
	4.51	73	88	.453	30	162	162	39	5	1,448	1,579	778	726	178	483	951	1.42

### 2006 Baton Rouge Silver Bullets

	FBN		Pct			Avg	OB	Slug	GM	AB	R	H	2B	3B	HR	RBI	BB	SO	HB	SH	DP	SB	CS	E
44	48	44	8	R	Andino	0.250	0.250	0.250	1	4	0	1	0	0	0	0	0	2	0	0	0	0	0	0
211	232	4	98	Y	Betancourt	0.219	0.276	0.346	99	228	24	50	15	4	2	23	14	24	4	0	2	0	0	6
101	111	109	2	A	Castillo	0.500	0.667	0.500	1	2	0	1	0	0	0	0	1	0	0	0	0	0	0	0
126	139	2	99	C	Duffy	0.314	0.394	0.409	37	137	13	43	5	1	2	16	14	23	4	0	1	1	0	1
569	626	100	84	P	Feliz	0.241	0.285	0.395	150	526	46	127	24	3	17	52	32	76	0	0	18	0	0	11
42	46	45	2	R	Gload	0.000	0.000	0.000	2	1	0	0	0	0	0	0	0	0	0	0	0	0	0	0
334	367	-3	101	C	Guillen	0.314	0.352	0.414	107	370	44	116	12	5	5	51	21	48	1	0	9	0	0	5
380	418	6	99	J	Hairston	0.240	0.321	0.313	139	412	63	99	25	1	1	37	40	53	9	5	7	21	8	10
367	404	2	100	K	Lofton	0.323	0.369	0.398	107	402	58	130	19	4	1	29	27	47	2	4	7	40	10	3
322	354	98	72	N	Logan	0.281	0.316	0.379	89	256	30	72	15	5	0	17	11	38	2	3	1	20	5	1
404	444	21	95	M	Loretta	0.260	0.333	0.322	125	423	54	110	15	1	3	40	34	50	12	2	13	5	1	7
180	198	148	25	J	McEwing	0.220	0.264	0.320	16	50	4	11	2	0	1	1	3	6	0	0	1	0	1	3
380	418	102	76	P	Nevin	0.253	0.298	0.399	103	316	36	80	9	2	11	38	20	72	0	1	12	0	0	5
91	100	0	100	R	Shealy	0.290	0.398	0.400	38	100	15	29	8	0	1	9	18	30	0	0	5	0	0	0
584	642	22	97	G	Sheffield	0.271	0.349	0.479	162	620	94	168	24	3	33	100	68	98	6	0	16	7	1	2
193	212	1	99	J	Thome	0.223	0.364	0.403	83	211	29	47	8	0	10	33	45	60	2	1	1	0	0	2
201	221	97	56	Y	Torrealba	0.242	0.293	0.282	49	124	8	30	5	0	0	9	8	32	1	2	3	0	0	0
374	411	185	55	R	White	0.319	0.366	0.535	65	226	33	72	20	1	9	33	15	33	2	1	14	0	0	0
520	572	2	100	P	Wilson	0.251	0.314	0.430	160	570	70	143	36	0	22	79	44	154	8	0	17	6	2	4
434	477	2	99	G	Zaun	0.255	0.353	0.398	144	475	58	121	30	4	10	68	72	74	0	1	18	0	0	4
58	64	0	100	R	Zimmerman	0.359	0.431	0.469	38	64	6	23	7	0	0	17	8	16	0	0	2	0	0	1
					PITCHERS	0.235	0.278	0.324	98	34	4	8	0	0	1	3	2	12	0	0	1	0	0	6
						0.267	0.333	0.399		5551	689	1481	279	34	129	655	497	948	53	20	148	100	28	71

Actual	FBN		Pct			PCT	ERA		W	L	G	GS	CG	SH	SV	IP	H	R	ER	HR	BB	SO	Outs
71	78	22	71	L	Ayala	0.571	5.01		4	3	45	0	0	0	1	55.7	67	34	31	6	17	39	167
142	156	0	100	E	Bedard	0.318	5.35		7	15	26	26	0	0	0	156.3	195	105	93	18	70	154	469
53	58	5	92	D	Cortes	0.667	4.70		2	1	34	0	0	0	3	53.7	52	28	28	5	7	38	161
72	79	2	98	A	Fultz	0.467	2.21		7	8	51	0	0	0	12	77.3	50	20	19	10	27	58	232
128	141	-1	100	O	Hernandez	0.000	5.29		0	4	61	0	0	0	3	141.3	167	89	83	19	60	112	430
217	239	0	100	E	Loaiza	0.400	5.31		12	18	38	38	3	0	0	239.0	311	145	141	34	76	182	717
30	33	17	48	B	Medders	1.000	1.69		3	0	14	0	0	0	4	16.0	7	3	3	1	3	16	48
180	198	9	95	M	Mussina	0.409	4.82		9	13	30	30	4	0	0	188.7	193	108	101	23	66	141	566
25	28	16	41	T	Percival	0.000	2.38		0	1	8	0	0	0	1	11.3	7	3	3	1	6	4	34
103	113	82	27	O	Perez	0.500	2.61		1	1	4	4	1	0	0	31.0	27	10	9	3	8	32	93
142	156	10	94	V	Santos	0.500	4.80		8	8	27	27	0	0	0	146.3	150	84	78	19	48	82	439
43	47	35	27	M	Stanton	1.000	4.26		1	0	13	0	0	0	0	12.7	14	6	6	3	3	8	38
55	61	0	101	B	Thompson	0.400	5.61		2	3	43	0	0	0	6	61.0	69	38	38	8	15	22	185
223	245	2	99	C	Zambrano	0.484	3.51		15	16	37	37	5	3	0	243.3	203	106	95	23	111	198	730
						0.438	4.57		71	91	431	162	13	8	30	1434	1512	779	728	173	517	1086	4309

# LOUISVILLE

BATTERS	GA	AB	R	H	D	T	HR	RBI	BB	K	HBP	SB	CS	E	AVE	OBP	SLG
SUZUKI	98	441	58	101	15	8	5	28	20	44	4	18	5	4	.229	.269	.333
CRISP	98	395	63	125	36	2	10	43	31	63	0	11	0	2	.316	.366	.494
PUJOLS	118	460	74	146	26	4	26	85	49	61	8	3	3	3	.317	.393	.561
HELTON	118	338	44	84	19	1	12	55	45	45	4	2	0	4	.249	.344	.417
LOPEZ	98	381	46	101	27	4	12	51	31	73	1	10	1	11	.265	.322	.451
HOLLINS	103	340	35	80	14	1	14	51	17	58	2	2	0	7	.235	.276	.406
DURHAM	134	495	71	137	30	2	5	55	45	48	6	6	2	7	.277	.344	.376
MACKOWIAK	134	460	42	133	15	3	13	64	22	73	2	6	4	13	.289	.324	.420
KENDALL	116	411	37	98	22	0	0	35	35	47	6	6	1	7	.238	.308	.292
SINGLETON	45	58	10	14	5	0	0	8	1	12	0	0	0	1	.241	.254	.328
BLANCO	45	70	3	12	1	0	0	2	1	10	0	0	0	4	.171	.183	.186
HELMS	36	114	17	38	8	0	4	19	15	23	0	0	0	0	.333	.411	.509
MACIAS	76	175	21	49	13	0	2	14	11	30	0	4	0	3	.280	.323	.389
CIRILLO	50	117	18	32	8	0	3	13	12	13	0	4	0	1	.274	.341	.419
EVERETT	119	411	44	103	20	2	12	38	24	71	2	4	3	6	.251	.295	.397
QUIROZ	16	35	2	7	1	0	0	1	1	10	0	0	0	0	.200	.222	.229
INFANTE	47	173	8	39	4	1	0	5	3	15	0	0	0	1	.225	.239	.260
MCPHERSON	60	201	18	44	8	1	10	34	14	41	0	0	0	8	.219	.270	.418
JO. HERNANDEZ	54	200	16	44	10	1	2	17	12	23	0	0	0	4	.220	.264	.310
AUSMUS	35	141	12	35	7	1	1	14	13	25	0	0	0	0	.248	.312	.333
A. PHILLIPS	10	36	3	8	3	0	0	4	3	7	0	0	0	2	.222	.282	.306
BAKO	7	27	2	6	1	0	0	2	2	6	0	0	0	0	.222	.276	.259
CLAYTON	60	190	25	49	10	2	1	15	10	21	0	3	0	4	.258	.295	.347
C. JACKSON	10	20	3	4	2	0	1	5	5	12	0	0	0	2	.200	.360	.450
TOTALS	162	5689	672	1489	305	33	133	658	422	831	35	79	19	94	.262	.317	.397

PITCHERS	GA	IP	H	R	ER	BB	K	HR	GS	CG	Sh	W	L	SV	ERA
LEE	25	201.0	237	131	125	66	139	33	33	2	0	7	20	0	5.60
ELARTON	20	100.3	139	85	83	49	71	29	20	1	0	2	15	0	7.45
CARPENTER	25	180.3	185	90	86	42	136	24	25	3	1	13	8	0	4.29
PATTERSON	24	159.0	135	75	74	43	115	21	24	3	1	8	6	0	4.19
HOULTON	43	121.0	114	60	59	38	71	14	3	0	0	1	3	2	4.39
CORDERO	49	58.0	41	18	17	15	66	5	0	0	0	2	2	1	2.64
SANTANA	25	39.3	31	21	18	25	43	6	0	0	0	1	1	1	4.12
ESCOBAR	44	59.0	25	48	22	37	64	4	0	0	0	4	4	9	3.36
RYAN	34	36.0	25	14	12	17	54	6	0	0	0	0	6	5	3.00
BENSON	23	141.0	159	88	81	43	54	21	22	2	0	6	13	0	5.17
FOULKE	21	33.0	43	19	19	5	21	7	0	0	0	0	2	0	5.18
EMBREE	31	36.3	47	23	23	17	21	0	0	0	0	0	3	0	5.70
R. HERNANDEZ	7	48.0	61	29	28	20	29	6	7	0	0	2	5	0	5.25
PONSON	9	68.0	79	41	40	38	39	9	9	0	0	2	7	0	5.29
GERMAN	13	26.0	26	12	12	17	24	2	0	0	0	0	0	0	4.15
RUETER	25	85.3	107	60	57	12	12	2	8	0	0	1	7	0	6.01
JENNINGS	7	39.0	64	34	32	40	43	5	7	0	0	1	6	0	7.38
OBERMUELLER	2	12.0	17	7	7	5	7	2	2	0	0	0	2	0	5.25
JO. ACEVEDO	2	12.3	19	7	7	7	10	2	2	0	0	0	2	0	5.11
TOTALS	162	1455.0	1554	862	802	536	1019	198	162	11	2	50	112	18	4.96