



**THE
FLY-BY-NIGHT
NATIONAL LEAGUE
2005 END OF SEASON
STATISTICS**

OCTOBER 15, 2005





NATIONAL LEAGUE
○
EAST



POQUONOCK CHIEFS

CHIEFS	AVG	OBP	SLG	G	AB	R	H	D	T	HR	RBI	BB	SO	SB	CS	E	hbp	sac	gidp
Marrero	.397	.479	.556	37	63	15	25	5	1	1	6	10	6	0	0	0	0	0	2
Morneau	.310	.378	.620	123	300	55	93	31	1	20	68	31	46	0	0	6	2	0	11
Cabrera	.304	.358	.541	159	645	100	196	25	1	42	119	52	138	1	0	7	2	0	29
Greene	.300	.359	.458	145	496	77	149	36	3	12	57	41	95	3	0	17	4	0	10
Hillenbrand	.296	.331	.443	125	348	41	103	19	1	10	51	10	31	1	0	11	8	0	11
Choi	.286	.370	.512	81	203	32	58	13	0	11	26	24	61	0	0	1	3	0	1
Uribe	.285	.321	.469	139	467	58	133	32	3	16	82	23	89	3	0	13	2	6	13
Wright	.284	.337	.540	100	289	52	82	19	2	17	51	23	52	2	1	11	0	0	15
Hudson	.283	.366	.451	152	481	74	136	46	4	9	46	58	104	4	2	10	5	2	10
Monroe	.282	.317	.469	137	439	59	124	30	2	16	57	22	90	0	0	3	0	0	16
Paul	.276	.345	.408	39	76	11	21	4	0	2	12	8	20	2	1	1	0	3	3
Drew	.271	.409	.470	159	564	106	153	27	2	27	87	128	137	2	2	0	3	0	13
Baldelli	.269	.322	.400	155	412	50	111	25	1	9	51	26	69	16	2	10	6	5	14
Estrada	.264	.342	.362	146	459	57	121	34	1	3	53	39	79	0	0	14	16	0	22
Burrell	.243	.321	.453	59	148	21	36	10	0	7	13	17	44	0	0	0	0	0	6
Biggio	.238	.297	.405	36	84	11	20	5	0	3	6	4	15	0	0	0	3	0	1
Burroughs	.235	.297	.287	61	136	26	32	3	2	0	18	10	18	0	1	5	2	0	2
Perez	.83	.185	.125	25	24	3	2	1	0	0	0	1	1	0	0	0	2	3	1
Wood, K.	.500	.500	.500	4	4	1	2	0	0	0	0	0	2	0	0	0	0	1	0
pitchers				0	6	3	3	0	0	0	3	0	1	0	0	11	0	5	0
TOTALS	.283	.351	.466	162	5644	852	1600	365	24	205	806	527	1098	34	9	120	58	25	180

CHIEFS	E.R.A.	W	L	SV	G	GS	CG	IP	H	R	ER	BB	SO	HR	S
Rivera, Mariano	1.24	1	1	53	65	0	0	87 1/3	55	14	12	19	73	1	0
Kolb, Danny	1.58	2	3	2	54	0	0	62 2/3	53	17	11	16	19	0	0
Carrara, Giovanni	2.15	10	2	1	53	0	0	58 2/3	44	16	14	15	34	3	0
Wood, Kerry	3.70	14	6	0	27	27	1	150 2/3	128	75	62	62	157	17	1
Dreifort, Darren	3.72	3	0	2	26	0	0	46	33	25	19	18	54	8	0
Baez, Danys	3.84	6	6	0	61	0	0	75	68	36	32	33	41	6	0
Padilla, Vicente	3.85	7	6	0	23	23	1	119 1/3	121	59	51	35	77	13	1
Mesa, Jose	3.90	5	0	0	20	0	0	30	34	14	13	7	13	5	0
Parrish, John	4.29	3	3	2	62	0	0	86	76	44	41	65	72	11	0
Kennedy, Joe	4.31	16	8	0	31	31	3	177 1/3	165	95	85	48	137	29	1
Fogg, Josh	4.38	10	11	0	32	32	5	178 2/3	199	103	87	64	66	14	0
Wright, Jamey	4.39	8	5	0	17	17	0	80	62	41	39	40	36	8	0
Gobble, Jimmy	4.58	4	7	0	19	19	3	96 1/3	95	54	49	27	24	14	0
Cabrera, Daniel	5.23	8	1	3	42	13	1	139 1/3	141	88	81	94	59	9	0
Haren	5.40	2	1	0	39	0	0	35	38	21	21	26	26	5	0
Christiansen	5.40	3	0	1	19	0	0	26 2/3	27	18	16	16	12	3	0
TOTALS	3.93	102	60	64		162	14	1449	1339	720	633	585	900	146	7

HAZARDVILLE	ave	oba	slug	g	ab	r	h	rbi	d	t	hr	bb	so	hbp	sb	cs	e	PA
Kotchman, Casey	.429	.500	.429	4	7	3	3	1	0	0	0	0	0	1	0	0	0	8
Catalanotto, Frank	.390	.451	.534	55	146	27	57	17	19	1	0	14	21	2	1	0	3	162
Hairston, Scott	.325	.353	.566	54	166	30	54	36	6	2	10	7	30	0	0	0	173	
Rolen, Scott	.312	.411	.602	158	548	106	171	125	21	3	44	76	99	16	5	0	16	640
Clark, Brady	.308	.418	.416	114	308	62	95	23	19	1	4	48	44	10	29	9	3	366
Sanders, Reggie	.293	.316	.530	89	328	43	96	62	19	7	15	10	78	1	11	3	1	339
Tejada, Miguel	.286	.327	.511	162	699	98	200	109	42	5	35	28	86	14	1	1	23	741
Bruntlett, Eric	.286	.333	.357	7	14	1	4	1	1	0	0	1	4	0	0	1	1	15
Bagwell, Jeff	.282	.413	.481	156	561	102	158	76	30	2	26	112	147	13	5	6	2	686
Green, Shawn	.273	.346	.469	159	608	100	166	83	31	2	28	57	112	11	1	0	8	676
Prieto, Alex	.273	.273	.636	2	11	2	3	1	1	0	1	0	7	0	0	0	0	11
Vidro, Jose	.273	.316	.437	127	407	53	111	41	30	2	11	26	35	0	2	0	6	433
Hall, Billy	.254	.254	.525	30	59	13	15	8	5	1	3	0	23	0	3	2	6	59
Olerud, John	.239	.322	.367	112	431	65	103	55	25	3	8	47	70	6	0	0	3	484
Scutaro, Marco	.238	.250	.434	104	189	16	45	26	16	0	7	3	23	0	0	0	1	192
Beltran, Carlos	.238	.343	.475	162	623	108	148	108	33	17	27	95	122	5	20	6	15	723
Schneider, Brian	.237	.313	.370	112	392	48	93	33	17	1	11	41	57	2	0	0	2	435
Molina, Ben	.233	.278	.348	64	210	25	49	24	7	1	5	11	32	2	0	0	0	223
Linden, Todd	.211	.250	.211	8	19	2	4	3	0	0	0	1	2	0	0	0	1	20
Pitchers	---	---	---	2	0	0	0	0	0	0	0	0	0	0	0	0	13	0
TOTALS	.275	.350	.471	162	5726	904	1575	832	322	48	235	577	992	83	78	28	104	

Pitchers	era	w	l	s	pct	g	gs	cg	ip	h	hra	r	er	bb	k	hbp	sho	pts
Backe, Brandon	0.00	0	0	0	-----	2	0	0	5.00	1	0	0	0	2	1	0	0	0
Bautista, Denny	0.00	0	0	0	-----	1	0	0	1.00	1	0	0	0	0	0	0	0	0
Hendrickson, Ben	0.00	0	0	0	-----	1	0	0	3.33	1	0	0	0	2	0	0	0	0
Gagne, Eric	1.73	4	6	22	0.400	45	0	0	62.33	56	2	18	12	15	73	4		36
Rincon, Juan	1.90	4	7	4	0.364	46	0	0	80.67	59	6	21	17	32	114	6		-2
Cruz, Juan	2.86	4	1	3	0.800	39	0	0	66.00	55	6	22	21	16	68	5		8
Oswalt, Roy*	3.31	21	9	0	0.700	35	35	6	247.33	224	28	102	91	67	229	8	1	
Lidle, Cory*	3.91	17	7	0	0.708	31	31	7	212.00	227	28	107	92	70	116	7	1	
Hudson, Tim	4.18	16	6	0	0.727	29	29	3	200.33	230	14	105	93	47	105	7	1	
Hammond, Chris	4.28	0	0	3	-----	30	0	0	40.00	44	6	24	19	9	23	0		6
Yan, Esteban	4.36	2	2	2	0.500	31	0	0	64.00	62	9	35	31	29	53	2		2
Meche, Gil	4.55	7	7	0	0.500	15	15	5	110.67	120	13	58	56	41	88	7		
Donnelly, Brendan	4.70	1	2	4	0.333	17	0	0	23.00	22	4	13	12	12	27	1		5
Buehrle, Mark*	5.23	15	10	0	0.600	33	33	7	223.67	250	38	134	130	56	145	13	2	
Washburn, Jarrod	6.14	5	9	0	0.357	19	19	6	124.67	149	21	95	85	40	62	5		
White, Gabe	7.72	0	0	0	-----	4	0	0	2.33	3	2	2	2	0	1	0		0
Jimenez, Jose	18.01	0	0	0	-----	4	0	0	3.00	5	1	6	6	1	2	1		0
Team	-----																	4
TOTALS	4.09	96	66	38	0.593	162	162	34	1469.33	1509	178	742	667	439	1107	66	9	55

BURLINGTON

PLAYERS	GA	AB	R	H	D	T	HR	RBI	BB	K	HBP	SB	CS	E	AVE	OBP	SLG	YTD	MAX	LEFT
Ojeda	36	63	12	27	1	1	4	10	8	6	0	0	0	0	429	493	667	57.2	63	0
Mora	159	599	111	202	42	2	23	82	69	102	15	5	0	5	337	419	529	8.11	605	6
Ordonez	85	222	31	66	11	9	5	33	20	30	3	0	0	1	297	363	495	0	222	0
Roberts	101	323	78	96	18	9	4	32	43	44	6	33	8	2	297	390	446	48.2	351	28
Cjohnson	50	134	20	38	9	1	10	20	20	37	2	0	1	0	284	385	590	11	331	197
Huff	152	547	76	155	29	1	27	82	47	55	6	1	0	3	283	347	488	323	660	113
Martinez	151	558	72	153	35	0	23	101	45	72	7	0	0	4	274	336	461	3.58	572	14
Broussard	133	460	61	126	34	6	11	59	62	86	16	1	2	7	274	379	446	0	460	0
Miles	155	573	57	155	18	1	10	71	38	51	4	21	7	12	271	320	358	0	574	1
Anderson	16	43	6	10	0	1	3	5	1	6	1	0	2	0	233	267	488	207	270	227
RJohnson	144	484	44	112	19	5	10	48	19	90	8	3	1	2	231	272	353	3.06	591	107
Matos	97	257	26	58	20	1	3	19	11	46	2	6	5	0	226	263	346	0	363	106
Randa	142	519	49	117	24	0	9	51	27	92	8	0	0	13	225	274	324	0	530	11
Gonzalez	159	542	55	103	25	2	16	48	18	122	2	2	0	21	190	219	332	0	615	73
Terrero	67	169	21	27	6	0	2	9	25	53	4	3	1	4	160	283	231	0	251	82
Castro	3	5	0	0	0	0	0	0	0	3	0	0	0		0	0	0	264	100	95
Pitchers	0	0	0	0	0	0	0	0	0	0	0	0	0	14	---	---	---			
TEAM	GA	AB	R	H	D	T	HR	RBI	BB	K	HBP	SB	CS	E	AVE	OBP	SLG			
TOTALS	162	5498	719	1445	291	39	160	670	453	895	84	75	27	88	263	328	417			

PITCHERS	GA	GS	CG	W	L	SA	PER	IP	H	R	ER	HR	Sh	HB	BB	K	ERA	YTD	MAX	LEFT
Julio	33	0	0	1	2	1	333	51	30	13	11	3	0	3	26	49	1.94	0	76	25
Romero	41	0	0	3	3	4	500	70.3	53	28	23	2	0	0	27	62	2.94	0	81	10.7
Wells	2	2	0	2	0	0	1000	14.6	11	5	5	2	0	0	3	6	3.08	29	150	135.4
Howry	43	0	0	1	4	29	200	47	45	19	17	5	0	1	17	56	3.26	0	47	0
Madritsh	47	0	0	1	0	2	1000	96	78	40	36	12	0	1	39	71	3.38	0	97	1
Balfour	32	0	0	1	2	4	333	29	19	11	11	2	0	0	14	35	3.41	64	43	14
Bruney	38	0	0	1	3	3	250	32	23	14	13	4	0	1	25	31	3.66		34	2
Arroyo	28	28	5	14	10	0	583	196	207	104	86	22	0	5	53	138	3.95	181	197	1
Williams	31	31	2	15	13	0	536	207	230	100	95	26	0	7	51	110	4.13	194	209	2
Eaton	32	32	4	14	14	0	500	219	236	113	106	36	0	5	69	158	4.36	192	220	1
Tjones	9	0	0	1	0	2	1000	16.3	13	8	8	3	0	0	8	9	4.42	2.41	90	73.7
Marquis	32	32	4	13	15	0	464	219	247	117	110	27	0	7	85	132	4.52	224	220	1
Vazquez	32	32	4	10	16	0	385	218	237	126	114	32	0	7	58	151	4.71	192	218	0
Armas	5	5	0	0	3	0	0	27.3	29	25	24	3	0	0	12	13	7.91	0	79	51.7
George	2	0	0	0	0	0	---	6.6	11	7	7	1	0	1	2	4	9.55	83	44	37.4
Chacon	4	0	0	0	0	0	---	4.3	11	17	17	2	0	1	11	3	35.58	33	33	28.7
Team							---										---	0		
TEAM	GA	GS	CG	W	L	SA	PER	IP	H	R	ER	HR	Sh	HB	BB	K	ERA			GA
TOTALS	162	162	19	77	85	45	475	1453	1480	747	683	182	0	39	500	1028	4.23			162

Allyn Street 2005

PLAYERS	GA	AB	R	H	D	T	HR	RBI	BB	K	HBP	SB	CS	E	AVE	OBP	SLG
Lowell	155	618	105	190	50	0	37	111	56	66	10	5	1	4	307	374	568
Dobbs	6	10	0	3	0	0	0	0	1	3	0	0	0	0	300	364	300
Durazo	104	367	44	106	18	1	11	32	40	74	11	1	1	0	289	376	433
Shelton	16	14	2	4	1	1	0	3	1	4	0	0	0	0	286	333	500
Furcal	162	620	82	171	24	6	20	77	53	73	0	29	4	28	276	333	431
McCracken	17	34	3	9	3	0	0	2	4	6	0	0	1	0	265	342	353
Millar,K.	159	539	72	140	25	2	21	82	59	86	24	1	1	12	260	359	430
Berkman	152	555	92	143	37	3	24	81	112	105	16	7	7	0	258	397	465
Ojeda,M.	52	101	22	26	3	0	9	22	13	17	0	0	0	0	257	342	554
Hidalgo	44	87	14	22	4	0	5	13	5	17	0	2	0	0	253	293	471
Soriano	103	310	45	78	21	4	11	42	21	54	2	7	2	11	252	303	452
Michaels	66	168	21	42	5	1	2	14	26	47	1	1	3	1	250	354	327
Inge,B.	153	430	43	107	12	7	12	56	23	82	3	3	3	2	249	292	393
Bradley	148	499	72	123	18	1	14	43	57	122	9	16	8	6	246	335	371
Perez,N.	121	272	34	67	12	1	1	29	17	25	0	2	0	4	246	291	309
Wilkerson	158	582	94	140	36	3	30	84	96	154	10	11	2	8	241	358	467
Vizcaino	67	161	14	36	7	0	1	18	8	13	0	0	0	2	224	260	286
Piedra	63	86	7	17	3	0	1	15	4	27	1	0	0	0	198	242	267
Redmond	76	98	3	18	2	0	0	12	7	9	5	1	0	1	184	273	204
Cota,Hu.	8	1	1	0	0	0	0	0	0	1	0	0	0	0	0	0	0
Gil	6	0	0	0	0	0	0	0	0	0	0	0	0	0	---	---	---
Pitchers	162	3	2	0	0	0	0	0	0	2	0	0	0	10	0	0	0
TEAM	GA	AB	R	H	D	T	HR	RBI	BB	K	HBP	SB	CS	E	AVE	OBP	SLG
TOTALS	162	5555	772	1442	281	30	199	736	603	987	92	86	33	89	260	342	428
Cota,Hu.	42	75	11	15	2	2	5	13	3	29	0	0	0	0	200	200	200

PITCHERS	GA	GS	CG	W	L	SA	PER	IP	H	R	ER	HR	Sh	HB	BB	K	ERA
Duckworth	5	0	0	0	0	1	---	10.66	5	2	2	1	****	0	3	7	1.69
Wagner,B.	39	****	****	3	0	21	1000	39.6	26	10	10	3	****	5	9	44	2.27
Dotel	42	****	****	1	1	6	500	53.66	39	16	15	9	****	1	22	75	2.52
Halladay,R.	27	27	1	13	10	****	565	146	135	60	51	12	2	7	45	81	3.14
Looper,B.	64	****	****	3	6	1	333	78.66	79	30	30	10	****	3	11	66	3.43
Duchscherer	67	****	****	4	3	6	571	94.33	88	44	42	16	****	6	34	69	4.01
Trachsel,S.	38	38	1	15	16	****	484	222.6	249	113	105	21	3	6	84	122	4.25
Franklin	33	1	0	0	1	1	0	51.66	55	27	26	5	****	4	23	19	4.53
Hermanson	36	25	0	15	8	****	652	143.6	139	78	74	21	0	6	43	98	4.64
Vogelsong	9	9	4	4	4	0	500	54	52	32	31	10	0	3	23	31	5.17
Kim	30	29	0	7	13	****	350	149	178	104	90	17	1	2	59	94	5.44
Ortiz,Ru.	5	5	0	1	2		333	34	36	21	21	2	0	1	15	27	5.56
Quantrill	59	****	****	1	5	5	167	98	132	61	61	16	****	5	21	34	5.6
Ortiz,Ra.	41	22	2	6	12	2	333	140.3	159	97	88	19	0	6	54	95	5.65
Mulholland	37	3	1	2	3	1	400	84	129	67	59	11	0	6	19	37	6.32
Miller	17	2	0	0	1	0	0	32	36	26	24	2	****	2	21	21	6.75
Dickery,RA	4	1	0	1	1		500	12.66	19	13	13	4	0	0	4	5	9.24
Nomo																	****
Roney (nc)																	****
Manti (nc)																	****
TEAM	GA	GS	CG	W	L	SA	PER	IP	H	R	ER	HR	Sh	HB	BB	K	ERA
TOTALS	162	162	9	76	86	44	469	1445	1556	801	742	179	6	63	490	925	4.62
Ortiz,Ru.	33	33	0	12	9	****	571	189	199	118	108	14	****	1	122	140	5.14

US JARHEADS 2005


	AVG	GM	AB	R	H	2B	3B	HR	RBI	BB	HBP	SO	SB	CS	E	OBP	SLG
Bloomquist	.400	12	10	5	4	1	0	0	0	0	0	2	0	1	0	.400	.500
Ford	.310	157	620	104	192	42	6	14	79	72	15	91	16	2	7	.395	.465
Anderson	.308	148	484	53	149	30	4	14	70	26	0	61	3	3	0	.343	.473
Overbay	.297	150	579	90	172	49	3	8	94	87	7	119	4	1	20	.395	.434
Tucker	.290	143	451	81	131	20	8	11	53	72	5	88	5	1	11	.394	.443
Phelps	.287	64	150	20	43	13	1	6	30	8	3	33	0	0	0	.335	.507
Kent	.281	156	591	81	166	37	10	28	123	52	4	124	6	2	7	.343	.519
Freel	.280	153	553	112	155	22	3	6	53	80	18	81	51	7	42	.389	.363
Wilson CA	.280	142	472	84	132	32	4	33	95	45	31	142	0	3	8	.380	.574
Tiffie	.271	65	48	7	13	7	1	1	12	5	0	9	0	0	2	.340	.521
Young M	.262	161	645	82	169	26	8	12	71	43	1	93	12	5	13	.309	.383
Chavez En	.260	140	365	43	95	12	4	1	23	8	0	22	26	4	4	.276	.323
Lieberthal	.251	158	522	65	131	31	1	9	54	50	12	76	1	0	9	.330	.366
Cabrera O	.236	83	72	14	17	5	0	2	17	8	0	3	1	0	2	.313	.389
Blum	.188	98	144	20	27	9	1	4	16	11	0	26	1	1	12	.245	.347
Ludwick	.188	10	16	1	3	1	0	1	2	0	1	4	0	0	0	.235	.438
Moeller	.167	7	6	0	1	0	0	0	0	0	0	2	0	0	0	.167	.167
Pitchers	.000	162	0	0	0	0	0	0	0	0	0	0	0	0	15	.000	.000
Totals	.279	162	5,728	862	1,600	337	54	150	792	567	97	976	126	30	152	.354	.436

	ERA	W	L	PCT	SV	G	GS	CG	SHO	IP	H	R	ER	HR	BB	SO	RATIO
Linebrink	2.67	7	6	.538	3	54	0	0	0	91	62	33	27	9	38	77	1.10
Rodriguez E	2.68	2	0	1.000	2	37	0	0	0	47	29	16	14	3	29	42	1.23
Lidge	2.79	4	8	.333	33	59	0	0	0	100	73	35	31	9	24	132	0.97
Telemaco	3.41	1	1	.500	1	42	0	0	0	58	45	24	22	11	20	28	1.12
Riske	4.24	4	3	.571	1	55	0	0	0	85	74	48	40	10	40	81	1.34
Pineiro	4.30	6	8	.000	0	26	26	2	0	155	182	91	74	21	46	123	1.47
Qualls	4.37	1	0	1.000	1	28	0	0	0	35	39	17	17	4	6	27	1.29
Benoit	4.38	7	6	.538	0	20	17	3	1	113	123	68	55	26	23	112	1.29
Webb	4.77	19	12	.613	0	39	39	1	1	230	217	137	122	15	139	191	1.55
Good	5.00	2	2	.500	0	11	8	0	0	45	47	26	25	9	13	33	1.33
Wood M	5.15	5	9	.357	0	20	20	2	0	110	127	68	63	14	29	69	1.42
Farnsworth	5.40	1	1	.500	0	20	0	0	0	25	29	19	15	4	16	25	1.80
Fuentes	5.52	1	1	.000	0	42	0	0	0	44	44	29	27	3	10	33	1.23
Johnson J	5.57	11	18	.379	0	34	34	3	0	202	265	150	125	28	67	121	1.64
Young C	6.55	1	1	.500	0	4	4	0	0	22	26	16	16	7	3	17	1.32
Riley	7.16	1	7	.125	0	9	9	1	0	44	56	47	35	12	32	34	2.00
Schoeneweis	7.68	0	3	.000	0	5	5	2	0	34	38	35	29	10	21	18	1.74
Lehr	11.81	0	3	.000	0	20	0	0	0	16	28	23	21	1	21	7	3.06
Totals	4.69	73	89	.451	41	525	162	14	2	1,456	1,504	882	758	196	577	1,170	1.43


Wall Street Barons FBN '05

	Gms	AB	R	H	2b	3b	HR	rbi	hbp	bb	K	SB	CS	sac	SF	DP	PB	Inj	E	BA	oba	Slg
Abreu, B	162	596	117	195	59	6	31	103	2	114	113	22	5		5	7			13	327	434	602
Castro., J	133	234	30	68	15	5	3	16		11	41				1	4			8	291	321	436
Crede, J	155	471	64	108	25	3	19	59	5	24	79	1	2		3	17		2	9	229	272	416
DeRosa, M	12	13	1	3	1			2	1	3	3					2				231	412	308
Floyd, C	130	379	40	81	12	1	15	50	7	41	110	11	3		2	12		6	1	214	301	369
Gonzalez, A	11	15	2	1						1	2									67	125	67
Grudzielanek, M	113	286	39	93	13	2	10	32	4	15	42	1	1	2	2	12		14	11	325	365	490
Holliday, M	138	438	63	121	42	5	14	58	6	35	70	1	2		2	14			5	276	337	491
Jeter, D	162	688	112	189	56	3	21	76	12	43	136	20	5	6	2	12		4	21	275	328	456
Johnson, N	123	251	30	61	13	2	3	24	2	38	52	7	3		4	3		9	4	243	342	347
Kapler, G	103	170	21	49	9	2	3	18	4	6	19	3	1		3	4		6	4	288	322	418
Keppinger, J	61	127	16	32	5		5	18		5	9				1	6			3	252	278	409
LaRoche, A	135	357	41	89	26	1	12	35	2	19	93				3	8		6	7	249	289	429
Laird, G	12	21	1	3				3	2	1	7				1					143	240	143
LoDuca, P	158	586	77	173	30	1	17	89	7	35	52	2	6	1	5	28	5	7	4	295	340	437
Quinlan, R	82	180	27	54	15		7	36	3	17	31	4	1		3	5		8		300	365	500
Upton, BJ	24	37	10	13	5			2		5	7				1					351	419	486
Ward, D	15	26	2	4				3		2	6				1	3		5		154	207	154
Wells, V	160	592	70	147	35	1	21	82	4	57	99	4	1		4	21		6	1	248	317	417
Wilson, V	87	172	14	46	12	1	4	29	8	8	26				2	10	4	9	1	267	326	419
pitchers	29	7		1				8			1			23				2	9	143	143	142.9
Totals	157	5646	777	1531	373	33	185	743	69	480	998	76	30	32	45	168	9	84	101	271	333	447

Pitchers	W	L	Sv	G	GS	CG	SO	IP	H	R	ER	HR	BB	IBB	K	WP	HP	BK	inj	ERA	WHIP	
Ainsworth, K		1		1	1			8.00	19	22	21	2	4		4	4	1			23.63	27.00	
Brazoban, Y	1	1		26				34.33	27	14	14	5	16		26		1			3.67	11.54	
Groom, B				24				41.33	53	21	19	1	14		23		1	1		4.14	14.81	
Harville, C	2			46				61.67	67	35	32	6	21	1	39	10	1			4.67	12.99	
Hendrickson, M	8	11		52	16	2		189.00	200	95	88	26	45	4	87	2	7	2		4.19	12.00	
Kim, BH	nc																					
Myers, B	9	12		31	31	2	1	188.67	214	130	119	38	69	2	96	5	7		1	5.68	13.83	
Osuna, A	5	1	3	32				41.33	35	10	10	2	17	2	40		1			2.18	11.54	
Rhodes, A			1	6				6.33	8	6	6	4	5		3					8.53	18.48	
Rodriguez, F	6	8	34	56				92.33	68	25	23	6	35		146	2	2		1	2.24	10.24	
Seanez, R	1	2		28				50.00	46	30	37	8	23	1	56	7	5	1		6.66	13.32	
Shouse, B	6		2	50				44.00	34	12	12	2	22	1	25		2			2.45	11.86	
Strickland, S	nc																					
Tomko, B	11	18		33	33	2		207.00	230	148	136	18	70	2	93	19	17			5.91	13.78	
Vargas, C	3	8		28	17			96.33	121	95	83	24	46		76	16	5			7.75	16.07	
Zambrano, V	7	15		28	28			156.33	153	110	104	16	112	5	140	17	3			5.99	15.43	
Zito, B	13	13		36	36	5		232.00	254	132	125	31	109	5	169	3	11		1	4.85	14.51	
Totals	72	90	40	162	162	11	3	1448.65	1529	885	829	189	608	23	1023	85	64	4	3	5.15	13.67	



NATIONAL LEAGUE
○
WEST



Primary Player Statistics For 2005 Jersey City G-Men Totals After 162 Games

NAME	BAVG	GM	AB	R	H	2B	3B	HR	RBI	BB	SO	HB	SH	DP	SB	CS	E
E.Durazo	.373	47	166	26	62	15	0	10	43	14	28	4	0	0	0	0	0
B.Larkin	.336	166	378	62	127	19	4	3	30	37	41	2	17	0	1	2	4
R.Adams	.333	28	81	13	27	1	2	3	12	5	6	2	0	0	1	0	2
R.Sanchez	.317	130	208	30	66	10	4	2	14	6	19	2	12	0	0	0	2
J.Werth	.307	115	254	43	78	17	1	18	52	31	76	3	0	0	1	0	1
T.Salmon	.305	28	59	8	18	1	0	2	6	4	5	0	0	0	0	1	0
R.Klesko	.297	139	431	62	128	33	1	6	64	60	59	0	0	0	3	2	9
F.Thomas	.285	106	260	62	74	22	0	25	77	67	73	10	0	0	0	0	2
D.Young	.282	100	262	27	74	18	2	13	42	21	46	3	0	0	0	0	2
D.Dellucci	.275	131	327	64	90	15	1	19	55	51	69	5	1	0	18	4	2
M.Kotsay	.268	162	656	109	176	30	2	21	75	56	63	4	8	0	11	3	5
M.Thames	.268	76	127	34	34	2	0	17	37	11	24	1	0	0	0	0	0
T.Greene	.266	87	177	30	47	16	0	8	27	10	30	0	0	0	0	0	4
R.Belliard	.263	162	620	81	163	47	0	10	73	63	120	2	1	0	2	1	18
C.Blake	.260	159	566	92	147	38	1	36	94	62	140	7	0	0	2	0	17
R.Church	.250	13	4	1	1	1	0	0	1	0	0	0	0	0	0	0	0
B.Larson	.250	7	4	1	1	0	0	0	0	2	0	0	0	0	0	0	0
J.Burnitz	.237	150	443	60	105	25	3	22	63	48	118	8	0	0	3	3	6
T.Hall	.232	151	440	47	102	19	2	9	51	22	47	10	7	0	0	1	7
R.Ventura	.231	120	134	15	31	3	1	3	15	11	31	0	1	0	0	0	1
W.Valdez	.000	13	6	0	0	0	0	0	0	0	1	0	0	0	0	0	0
ALL PITCHERS	----	162	0	0	0	0	0	0	0	0	0	0	0	0	0	0	7
TEAM TOTALS	.277		5603		1551		24		831		996		47		42		89
		162		867		332		227		581		63		0		17	

NAME	ERA	W	L	PCT	G	GS	CG	SH	SV	IP	H	R	ER	HR	BB	SO
G.Aquino	0.58	1	0	1.000	29	0	0	0	4	31.0	10	3	2	1	15	22
T.Gordon	1.81	7	3	.700	67	0	0	0	46	99.2	70	20	20	8	21	104
S.Torres	2.12	2	0	1.000	18	0	0	0	1	34.0	27	8	8	2	2	17
K.Calero	2.70	3	2	.600	39	0	0	0	5	50.0	35	15	15	7	14	57
R.Bell	2.88	5	1	.833	30	2	0	0	4	72.0	44	23	23	2	25	24
J.Wright	2.91	23	2	.920	32	32	0	1	0	201.0	207	71	65	12	59	168
T.Worrell	3.12	0	0	----	29	0	0	0	1	40.1	32	14	14	3	9	36
E.Ramirez	3.13	1	3	.250	35	0	0	0	1	37.1	32	14	13	2	6	15
R.Mahay	3.72	1	0	1.000	13	0	0	0	1	19.1	17	9	8	4	4	16
J.Schmidt	3.99	18	11	.621	35	35	5	0	0	246.0	220	119	109	32	85	265
B.Penny	4.18	8	11	.421	25	25	1	0	0	157.0	165	86	73	16	45	110
J.Speier	4.33	2	2	.500	47	0	0	0	4	60.1	72	33	29	10	15	53
J.Lopez	4.50	1	0	1.000	15	0	0	0	0	14.0	16	9	7	0	8	5
J.Bonderman	4.92	14	14	.500	32	32	2	0	0	192.0	201	117	105	25	73	172
J.Suppan	4.93	15	7	.682	30	30	3	1	0	188.0	184	104	103	38	81	96
J.Towers	8.33	2	2	.500	5	5	0	0	0	27.0	42	25	25	6	3	12
J.Davis	11.57	0	1	.000	1	1	0	0	0	2.1	6	3	3	0	1	1
J.Gonzalez	----	0	0	----	0	0	0	0	0	0.0	0	0	0	0	0	0
C.Hernandez	----	0	0	----	0	0	0	0	0	0.0	0	0	0	0	0	0
ALL NON-PITCHERS	----	0	0	----	0	0	0	6	0	0.0	0	0	0	0	0	0
Team								4					+0			
TEAM TOTALS	3.80		59		162		11		67		1380		622		466	
		103		.636		162		3		1471.1		673		168		1173

Primary Player Statistics For 2005 New England Saints Totals After 162 Games

NAME	BAVG	GM	AB	R	H	2B	3B	HR	RBI	BB	SO	HB	SH	DP	SB	CS	E
D.Segui	.381	44	63	7	24	1	1	0	9	0	13	1	0	3	0	0	0
S.Stewart	.314	136	395	74	124	21	4	17	50	44	44	1	0	5	4	0	3
N.Garciaparra	.300	121	353	51	106	21	6	9	52	24	37	10	0	4	2	1	11
J.Hernandez	.296	113	230	43	68	19	0	14	49	21	63	1	0	2	1	0	7
S.Finley	.287	162	654	115	188	36	3	37	108	56	74	0	0	2	15	9	1
J.Davanon	.283	110	279	55	79	17	4	7	25	43	47	0	0	0	12	3	0
M.Matheny	.283	138	364	40	103	25	2	7	39	13	64	1	8	2	0	0	0
T.Womack	.283	153	492	68	139	25	1	3	38	30	62	0	2	1	17	10	7
T.Perez	.278	68	108	17	30	7	1	5	17	4	17	0	0	0	0	0	4
T.Sledge	.277	127	429	61	119	32	3	21	67	39	79	0	0	1	0	1	3
B.Santiago	.276	81	192	31	53	7	0	16	37	6	36	0	0	0	2	2	0
N.Green	.273	105	249	34	68	12	9	1	14	10	68	1	2	0	0	0	7
J.Guillen	.272	153	600	78	163	25	6	25	92	33	109	11	0	2	1	2	5
C.Koskie	.271	152	462	83	125	32	3	34	93	31	108	18	0	3	4	3	8
P.Konerko	.261	154	567	86	148	24	1	37	105	56	109	8	0	5	0	0	7
C.Patterson	.250	27	72	10	18	4	1	1	7	4	15	1	0	1	4	1	0
K.Dransfeldt	.167	16	30	3	5	1	0	0	3	1	5	0	0	2	0	0	0
D.Garcia	.135	17	37	4	5	1	0	1	1	3	5	4	0	1	0	0	0
R.Lankford	.000	13	14	3	0	0	0	0	1	7	6	0	0	0	0	0	0
J.Gathright	----	0	0	0	0	0	0	0	0	0	0	0	0	0	0	0	0
B.Fullmer	----	0	0	0	0	0	0	0	0	0	0	0	0	0	0	0	0
C.Shelton	----	0	0	0	0	0	0	0	0	0	0	0	0	0	0	0	0
ALL PITCHERS	.273	162	11	0	3	0	0	0	0	0	1	1	0	0	0	0	4
-----	-----	-----	-----	-----	-----	-----	-----	-----	-----	-----	-----	-----	-----	-----	-----	-----	-----
TEAM TOTALS	.280		5601		1568		45		807		962		12		62		67
		162		863		310		235		425		58		34		32	

NAME	ERA	W	L	PCT	G	GS	CG	SH	SV	IP	H	R	ER	HR	BB	SO	
B.Wagner	2.03	1	0	1.000	12	0	0	0	2	13.1	9	3	3	2	3	10	
J.Nathan	2.03	4	3	.571	64	0	0	0	44	75.1	53	23	17	1	31	98	
K.Gryboski	2.63	0	1	.000	13	0	0	0	0	13.2	10	4	4	1	6	8	
R.Mendoza	2.65	3	2	.600	25	0	0	0	1	34.0	27	10	10	5	4	13	
S.Takatsu	3.17	6	1	.857	42	0	0	0	3	65.1	50	25	23	14	23	46	
D.Wells	3.55	5	3	.625	10	10	1	0	0	66.0	69	28	26	10	12	34	
B.Sheets	3.63	21	12	.636	36	36	5	1	0	260.1	205	112	105	38	36	298	
J.Smoltz	3.72	5	6	.455	53	0	0	0	2	82.1	79	38	34	8	19	96	
J.Valverde	3.81	2	0	1.000	29	0	0	0	1	28.1	22	12	12	3	11	35	
J.Mateo	4.12	3	1	.750	28	0	0	0	1	54.2	43	26	25	8	19	44	
M.Gallo	4.66	0	0	----	33	0	0	0	0	36.2	34	19	19	4	10	25	
M.Perisho	5.00	0	1	.000	15	0	0	0	0	9.0	12	5	5	3	2	8	
R.Ortiz	5.05	11	7	.611	28	28	1	0	0	155.0	163	97	87	12	107	113	
J.Moyer	5.26	14	11	.560	33	33	2	0	0	188.1	202	114	110	26	62	101	
D.Bush	5.54	6	7	.462	18	18	0	0	0	91.0	101	56	56	14	31	59	
M.Batista	6.25	8	9	.471	28	25	2	0	0	134.0	154	100	93	20	72	68	
M.Ginter	6.85	5	3	.625	13	12	1	0	0	65.2	106	53	50	13	18	26	
D.Wheeler	7.88	1	0	1.000	34	0	0	0	1	40.0	56	40	35	8	19	31	
S.Randolph	----	0	0	----	0	0	0	0	0	0.0	0	0	0	0	0	0	
J.Hancock	----	0	0	----	0	0	0	0	0	0.0	0	0	0	0	0	0	
ALL NON-PITCHERS	----	0	0	----	0	0	0	0	0	0.0	0	0	0	0	0	0	
Team								2						-1			
-----	-----	-----	-----	-----	-----	-----	-----	-----	-----	-----	-----	-----	-----	-----	-----	-----	-----
TEAM TOTALS	4.54		67		162		12		55		1395		713		485		
		95		.586		162		3		1413.0		765		190		1113	

Primary Player Statistics For 2005 Connecticut Blue Devils Totals After 162 Games

NAME	BAVG	GM	AB	R	H	2B	3B	HR	RBI	BB	SO	HB	SH	DP	SB	CS	E
M.Byrd	.500	3	2	1	1	0	0	0	2	0	0	0	0	0	0	0	0
L.Bigbie	.299	145	498	78	149	26	1	11	46	50	105	0	0	4	8	1	2
T.Hafner	.296	146	470	90	139	36	2	30	94	82	123	24	0	3	1	1	0
M.Piazza	.284	136	402	60	114	22	1	17	56	64	81	2	0	4	0	0	5
B.Mueller	.267	141	424	54	113	24	1	13	49	51	67	2	0	1	2	0	18
J.Castillo	.258	133	356	35	92	22	4	3	35	20	70	3	1	5	1	0	10
A.Rios	.254	138	448	44	114	29	9	0	32	36	94	3	0	5	14	6	4
J.Larue	.252	124	349	50	88	22	4	12	36	20	95	25	0	5	0	0	9
R.Alomar	.250	47	116	12	29	4	2	3	13	9	19	2	3	0	0	0	4
T.Martinez	.249	151	498	82	124	21	1	26	79	63	81	3	0	3	1	0	9
G.Jenkins	.243	147	470	43	114	19	2	13	78	25	96	9	0	6	2	0	1
T.Wigginton	.239	103	276	37	66	16	0	16	45	20	48	2	0	1	0	1	11
J.Encarnacion	.233	123	305	31	71	17	0	11	36	25	73	5	0	1	2	1	3
C.Counsell	.226	151	474	50	107	17	5	2	30	55	93	5	2	1	12	5	8
J.Reyes	.225	112	227	28	51	14	3	0	23	20	32	0	2	2	16	8	7
G.Sizemore	.224	36	76	9	17	4	2	3	12	4	24	2	0	0	0	0	0
B.Williams	.222	104	185	26	41	7	0	5	18	30	30	1	0	3	0	1	1
D.Ross	.000	4	3	0	0	0	0	0	0	0	2	0	0	0	0	0	0
W.Betemit	----	0	0	0	0	0	0	0	0	0	0	0	0	0	0	0	0
ALL PITCHERS	.667	162	3	0	2	0	0	0	1	0	1	0	0	0	0	0	7

TEAM TOTALS	.257		5582		1432		37		685		1134		8		59		99
		162		730		300		165		574		88		44		24	

NAME	ERA	W	L	PCT	G	GS	CG	SH	SV	IP	H	R	ER	HR	BB	SO
J.Riedling	0.00	0	0	----	5	0	0	0	0	8.0	4	0	0	0	4	3
M.Remlinger	1.74	2	2	.500	47	0	0	0	0	41.1	20	9	8	4	26	54
A.Benitez	1.77	4	6	.400	56	0	0	0	31	76.1	43	19	15	7	23	70
C.Gaudin	2.45	0	0	----	4	0	0	0	0	3.2	7	3	1	0	1	3
M.Adams	2.64	6	2	.750	41	0	0	0	3	58.0	52	17	17	6	17	34
R.King	2.75	3	1	.750	71	0	0	0	4	68.2	53	27	21	3	35	46
K.Gregg	3.42	3	2	.600	61	0	0	0	1	97.1	96	42	37	5	39	81
G.Mota	3.77	6	8	.429	73	0	0	0	1	107.1	98	47	45	10	53	108
N.Lowry	4.00	7	6	.538	19	19	0	0	0	101.1	112	51	45	13	19	73
C.Pavano	4.07	15	12	.556	35	35	1	0	0	236.2	274	114	107	22	42	151
B.Hennessey	4.66	2	2	.500	7	7	0	0	0	38.2	40	21	20	2	10	21
D.Wells	4.80	8	11	.421	23	23	0	0	0	140.2	164	80	75	21	32	62
R.Lopez	4.90	10	11	.476	32	32	0	0	0	187.1	181	105	102	26	75	95
L.Vizcaino	5.40	1	2	.333	21	0	0	0	1	28.1	32	17	17	5	10	27
M.Morris	5.54	9	16	.360	37	37	1	0	0	217.2	256	150	134	52	57	144
J.Hancock	6.32	2	3	.400	9	9	1	0	0	52.2	57	40	37	7	28	20
B.Howard	----	0	0	----	0	0	0	0	0	0.0	0	0	0	0	0	0
ALL NON-PITCHERS	----	0	0	----	0	0	0	0	0	0.0	0	0	0	0	0	0
Team								8					+0			

TEAM TOTALS	4.19		84		162		3		41		1489		681		471	
		78		.481		162		8		1464.0		742		183		992

KLEE'S KLUBBERS

KLUBBER	G	AB	H	2B	3B	HR	R	RBI	S	SF	SB	CS	HBP	BB	K	BA	TB	OBA	SLG	E
RANDY WINN	159	623	214	32	4	18	97	79	5	3	25	12	12	57	96	0.343	308	0.407	0.494	1
LUIS CASTILLO	158	619	168	24	5	1	101	37	4	2	28	6	0	98	83	0.271	205	0.370	0.331	4
ARAMIS RAMIREZ	159	604	159	32	1	24	75	82	0	5	0	0	7	55	80	0.263	265	0.329	0.439	9
ANGEL BERROA	159	547	124	23	7	6	48	53	3	6	22	7	21	21	82	0.227	179	0.279	0.327	33
JORGE POSADA	146	497	124	30	4	21	68	77	0	7	0	0	10	63	112	0.249	225	0.341	0.453	11
SCOTT PODSEDNIK	147	472	103	20	1	7	55	45	12	3	52	10	6	32	75	0.218	146	0.275	0.309	0
RAFAEL PALMEIRO	149	461	122	27	3	16	56	61	0	6	2	1	4	56	55	0.265	203	0.345	0.440	2
DOUG MIENTKIEWICZ	135	377	89	26	3	4	43	33	0	4	6	3	2	33	48	0.236	133	0.298	0.353	4
DUSTAN MOHR	125	288	79	19	1	8	38	37	0	2	0	0	11	51	68	0.274	124	0.401	0.431	2
MATT LECROY	100	226	60	13	1	7	28	22	0	1	0	0	2	18	44	0.265	96	0.324	0.425	3
MIGUEL OLIVO	92	198	49	9	0	12	24	37	0	2	6	6	1	8	56	0.247	94	0.278	0.475	0
MARK SWEENEY	87	195	45	14	0	4	16	22	0	2	0	0	1	19	61	0.231	71	0.300	0.364	0
JASON LANE	92	149	46	14	4	3	16	32	0	1	1	0	1	15	22	0.309	77	0.373	0.517	2
JUAN GONZALEZ	57	143	40	9	1	7	14	26	0	0	0	0	1	1	13	0.280	72	0.290	0.503	0
ALFREDO AMEZAGA	93	91	12	2	1	5	19	14	9	0	8	2	2	7	19	0.132	31	0.210	0.341	1
CHRIS SNYDER	14	32	10	3	0	0	3	7	0	3	0	0	0	4	10	0.313	13	0.359	0.406	0
DAVE KRYNZEL	14	27	6	0	0	0	4	3	0	0	0	0	0	2	7	0.222	6	0.276	0.222	0
TOTAL	1886	5549	1450	297	36	143	705	667	33	47	150	47	81	540	931	0.261	2248	0.333	0.405	72

4.35

KLUBBED	G	GS	CG	W	L	PCT	IP	H	R	ER	HR	BB	K	ERA	SV	HD	E	SHO
BRIAN LAWRENCE	33	33	3	13	13	0.500	215.00	272	134	124	27	65	111	5.19	0	0	0	0
TED LILLY	33	33	7	12	11	0.522	214.00	179	110	93	35	103	170	3.91	0	0	0	0
JOHN LACKEY	32	32	6	10	16	0.385	213.33	246	112	102	26	71	158	4.30	0	0	0	2
KEVIN MILLWOOD	23	23	2	7	12	0.368	149.33	167	87	81	19	52	141	4.88	0	0	0	0
JOSE CONTRERAS	19	19	2	3	9	0.250	126.00	141	84	78	22	67	98	5.57	0	0	1	0
DEWON BRAZLETON	17	17	3	4	12	0.250	110.00	119	73	70	17	57	54	5.73	0	0	0	2
JOHN HALAMA	57	0	0	0	3	0.000	108.00	127	68	67	25	22	47	5.58	0	24	0	0
CARLOS ALMANZAR	58	0	0	8	6	0.571	82.33	54	22	18	10	11	45	1.97	13	17	0	0
LANCE CARTER	57	0	0	8	8	0.500	80.33	93	38	36	10	16	37	4.03	10	19	0	0
DOUG BROCAIL	34	0	0	0	0	--	47.67	34	14	12	1	14	41	2.27	3	17	1	0
CLIFF POLITTE	51	0	0	0	3	0.000	41.67	46	31	31	4	17	44	6.70	5	20	0	0
AARON HEILMAN	5	5	0	2	0	1.000	26.33	24	19	16	2	14	18	5.47	0	0	1	0
CAL ELDRED	14	0	0	1	0	1.000	26.00	32	14	11	5	7	20	3.81	0	5	0	0
BRAD HALSEY	12	0	0	1	0	1.000	13.33	8	6	4	2	3	13	2.70	1	3	0	0
SCOTT KAZMIR	2	0	0	0	0	--	3.33	4	1	1	1	2	1	2.70	0	1	0	0
CHA SEUNG BAEK	1	0	0	0	0	--	2.67	2	0	0	0	2	1	0.00	0	1	0	0
TIM REDDING	2	0	0	0	0	--	2.00	0	0	0	0	0	1	0.00	0	2	0	0
JOE BOROWSKI	1	0	0	0	0	--	1.00	1	3	3	0	2	0	27.00	0	0	0	0
TOTAL	451	162	23	69	93	0.426	1462.32	1549	816	746	206	525	1000	4.59	32	109	3	7

Primary Player Statistics For 2005 Margaritaville Parrotheads Totals After 162 Games

NAME	BAVG	GM	AB	R	H	2B	3B	HR	RBI	BB	SO	HB	SH	DP	SB	CS	E
A.Machado	.426	17	61	11	26	21	1	0	6	6	9	0	0	0	0	1	0
J.Reed	.413	17	63	5	26	3	0	0	14	8	8	0	0	0	4	0	0
A.Sanchez	.395	73	185	20	73	3	1	0	19	5	26	0	3	0	21	8	1
T.Nixon	.328	49	131	16	43	4	1	5	22	27	28	0	0	0	1	0	2
J.Mabry	.316	16	57	8	18	1	0	0	2	3	13	0	0	0	0	0	0
C.Tracy	.303	126	501	59	152	37	5	4	66	32	61	0	0	0	3	2	25
M.Lawton	.297	111	417	75	124	24	1	18	68	61	80	9	0	0	9	11	2
B.Jacobsen	.292	87	171	27	50	14	0	10	27	18	38	0	0	1	0	0	3
C.Thomas	.280	85	232	27	65	7	5	8	31	20	54	5	0	0	7	3	4
W.Harris	.280	127	440	62	123	13	1	1	26	75	82	0	1	0	55	1	5
J.Smith	.276	23	58	10	16	2	1	0	4	4	7	0	0	1	0	0	0
A.Melhuse	.275	75	233	37	64	10	0	13	37	14	53	0	0	0	0	0	1
R.Barajas	.272	109	342	33	93	21	0	11	39	22	53	0	1	0	0	0	2
E.Valent	.264	96	296	31	78	14	4	9	35	40	74	0	0	0	0	0	1
C.Guzman	.251	149	525	67	132	23	10	11	64	15	63	0	16	0	13	6	17
T.Clark	.249	87	265	38	66	14	1	20	41	22	78	2	0	0	0	0	1
L.Nix	.230	115	404	49	93	14	1	23	55	19	131	0	0	0	0	0	0
S.Taguchi	.227	97	198	22	45	5	2	2	27	10	39	2	3	0	5	4	0
R.Branyan	.217	23	92	15	20	3	0	7	18	9	37	0	0	0	0	0	3
N.Punto	.212	58	99	14	21	2	0	4	13	5	14	0	0	0	6	3	2
B.Davis	.206	10	34	3	7	2	0	2	4	4	5	0	0	0	0	0	0
E.Hinske	.204	95	313	24	64	10	1	6	21	25	77	2	0	0	0	4	2
E.Munson	.199	90	286	38	57	8	0	20	32	26	78	1	0	0	0	0	1
J.McDonald	.079	13	38	2	3	1	0	0	2	3	6	0	0	0	0	0	0
D.Relafor	.051	11	39	0	2	0	0	0	1	2	10	0	0	0	0	1	1
ALL PITCHERS	----	162	0	0	0	0	0	0	0	1	1	0	0	0	0	0	19

TEAM TOTALS	.267	5480	1461	35	674	1125	24	124	92	162	693	256	174	476	21	2	44

NAME	ERA	W	L	PCT	G	GS	CG	SH	SV	IP	H	R	ER	HR	BB	SO
R.Mahay	1.68	6	2	.750	33	0	0	0	2	48.1	33	9	9	4	15	33
S.Shields	2.84	7	5	.583	56	0	0	0	2	114.0	104	37	36	7	43	108
M.Gonzalez	3.00	2	6	.250	44	0	0	0	19	48.0	38	22	16	5	11	52
R.Villone	3.12	3	9	.250	53	6	0	0	0	130.0	105	58	45	13	72	93
S.Torres	3.43	0	0	----	24	0	0	0	0	63.0	61	25	24	2	16	39
C.Fossum	3.61	1	5	.167	17	7	1	0	3	77.1	73	37	31	6	31	41
A.Cook	4.01	4	9	.308	17	17	1	0	0	101.0	109	51	45	5	42	30
F.Beltran	4.17	1	1	.500	20	0	0	0	0	54.0	48	25	25	6	24	49
S.Atchison	4.60	1	1	.500	24	0	0	0	0	31.1	26	18	16	2	34	43
M.Maroth	5.02	15	18	.455	35	35	7	0	0	229.2	245	139	128	20	85	94
J.Lieber	5.25	12	8	.600	30	30	2	1	0	173.0	238	110	101	17	32	68
A.Pettitte	5.32	3	7	.300	20	20	0	0	0	91.1	105	56	54	17	34	96
M.Hampton	6.65	5	20	.200	32	32	5	0	0	180.0	242	136	133	27	84	91
D.May	6.70	2	9	.182	18	15	1	0	0	90.0	124	67	67	13	43	46
ALL NON-PITCHERS	----	0	0	----	0	0	0	0	0	0.0	0	0	0	0	0	0
Team								0					+	0		

TEAM TOTALS	4.59	100	162	17	26	1551	730	566	883	62	.383	162	1	1431.0	790	144

Primary Player Statistics For 2005 Salem Psychics Totals After 162 Games

NAME	BAVG	GM	AB	R	H	2B	3B	HR	RBI	BB	SO	HB	SH	DP	SB	CS	E
R.Howard	.340	23	47	7	16	8	0	0	6	1	14	3	0	0	0	0	1
J.Cantu	.320	80	194	27	62	20	1	0	9	8	45	4	0	3	0	0	11
J.Mauer	.287	42	122	19	35	12	2	5	15	15	13	0	0	1	0	0	3
J.Lopez	.276	64	210	22	58	18	1	5	24	8	29	2	0	3	0	0	8
J.Bay	.270	142	456	58	123	29	5	24	73	54	142	6	1	8	0	1	4
E.Byrnes	.262	160	619	91	162	50	3	19	76	52	134	17	0	12	13	4	7
C.Barmes	.256	35	82	10	21	3	1	1	7	7	6	2	0	5	0	0	2
X.Nady	.247	39	89	13	22	1	0	6	16	6	16	1	0	4	0	0	0
R.Cedeno	.246	66	224	32	55	15	5	2	17	16	45	0	5	5	3	1	
K.Matsui	.243	147	510	46	124	41	1	4	51	36	98	2	1	6	17	3	37
N.Swisher	.243	33	70	6	17	10	1	1	7	11	13	1	0	4	0	0	3
C.Patterson	.241	110	423	47	102	15	5	11	41	26	109	3	0	6	27	12	0
R.Lankford	.233	48	159	19	37	11	1	4	12	23	46	4	0	1	4	2	0
J.Phillips	.223	123	328	36	73	19	1	9	35	40	28	5	0	6	0	0	3
K.Harvey	.218	148	505	39	110	21	0	11	60	33	121	10	1	6	0	0	6
R.Aurilia	.218	145	441	42	96	22	0	6	28	31	67	4	19	11	0	1	3
A.Nunez	.216	108	204	18	44	13	0	2	18	10	36	0	3	5	0	0	7
B.Fullmer	.216	45	153	14	33	11	0	5	23	9	27	1	0	6	0	0	0
R.Branyan	.203	36	118	9	24	4	1	7	18	6	51	1	0	2	0	0	4
D.Relafor	.170	47	141	12	24	3	0	0	8	14	26	4	1	3	4	2	3
P.Bako	.169	62	148	15	25	10	0	0	3	11	23	4	0	5	0	0	2
H.Clark	.153	67	131	12	20	4	1	4	14	17	22	0	4	0	0	0	11
J.Gathright	.148	25	61	7	9	0	0	0	2	4	21	2	0	0	7	0	0
ALL PITCHERS	.126	162	95	10	12	4	0	0	1	7	31	0	1	2	0	0	6
-----	-----	-----	-----	-----	-----	-----	-----	-----	-----	-----	-----	-----	-----	-----	-----	-----	-----
TEAM TOTALS	.236	5530	1304	29	564	1163	31	77	122	162	611	344	126	445	76	104	28

NAME	ERA	W	L	PCT	G	GS	CG	SH	SV	IP	H	R	ER	HR	BB	SO
S.Randolph	2.30	1	1	.500	22	0	0	0	1	31.1	15	8	8	1	24	24
B.Wickman	3.46	0	0	----	26	0	0	0	1	26.0	23	10	10	2	9	23
Z.Day	4.23	6	10	.375	21	21	2	0	0	129.2	131	69	61	9	72	60
T.Walker	4.31	4	6	.400	60	0	0	0	6	62.2	63	31	30	9	23	50
M.Perisho	4.40	0	4	.000	54	0	0	0	1	43.0	40	22	21	5	25	37
G.Floyd	4.40	2	1	.667	6	4	1	1	1	30.2	30	16	15	3	18	29
J.Grabow	4.42	2	3	.400	37	0	0	0	0	57.0	73	33	28	5	15	59
A.Simpson	4.45	1	1	.500	15	0	0	0	0	30.1	33	16	15	4	16	36
J.Mesa	4.50	3	3	.500	43	0	0	0	11	46.0	55	23	23	5	14	22
Z.Greinke	4.78	5	16	.238	23	23	5	0	0	160.0	177	88	85	35	27	113
K.Rueter	5.10	13	15	.464	34	34	3	1	0	208.1	228	128	118	34	78	64
J.Beckett	5.40	4	15	.211	27	27	5	0	0	168.1	197	112	101	32	81	166
N.Bump	5.83	4	8	.333	15	15	1	0	0	80.1	112	63	52	7	39	43
P.Munro	5.89	1	4	.200	50	2	0	0	1	84.0	115	68	55	18	22	52
M.Jackson	5.98	1	1	.500	39	0	0	0	6	52.2	66	36	35	4	15	35
J.Jennings	6.77	9	17	.346	36	36	5	1	0	216.2	284	177	163	24	90	131
J.Valentine	8.18	0	1	.000	13	0	0	0	0	11.0	12	11	10	1	12	11
F.Beltran	----	0	0	----	0	0	0	0	0	0.0	0	0	0	0	0	0
ALL NON-PITCHERS	----	0	0	----	0	0	0	0	0	0.0	0	0	0	0	0	0
Team									1					-2		
-----	-----	-----	-----	-----	-----	-----	-----	-----	-----	-----	-----	-----	-----	-----	-----	-----
TEAM TOTALS	5.18	106	162	22	28	1654	828	580	955	56	.346	162	4	1438.0	911	198