



**THE
FLY-BY-NIGHT
AMERICAN LEAGUE
2005 END OF SEASON
STATISTICS**

OCTOBER 15, 2005





AMERICAN LEAGUE
○
EAST



Primary Player Statistics For 2005 Maine Yaks Totals After 162 Games

NAME	BAVG	GM	AB	R	H	2B	3B	HR	RBI	BB	SO	HB	SH	DP	SB	CS	E
T.Long	.309	76	204	17	63	14	5	2	28	7	35	1	0	1	2	0	3
M.Sweeney	.302	124	410	59	124	26	1	23	78	31	55	2	0	4	2	1	0
A.Rodriguez	.273	160	594	113	162	35	0	32	98	92	118	9	0	1	24	7	13
G.Matthews Jr	.273	115	264	41	72	23	3	10	36	24	47	1	2	1	5	3	1
D.Lee	.272	160	599	83	163	38	1	33	104	62	124	5	0	5	8	4	6
J.Cabrera	.270	68	178	18	48	11	2	3	25	10	33	5	3	1	8	3	2
K.Youkilis	.262	81	221	44	58	18	1	9	35	42	38	2	0	1	0	0	0
R.Clayton	.260	158	624	82	162	44	1	8	62	51	147	6	24	2	14	5	7
A.Pierzynski	.254	134	390	38	99	20	2	3	29	17	43	9	1	3	0	0	1
A.Cora	.252	133	401	48	101	14	1	4	29	34	41	17	18	1	1	0	4
L.Rivas	.236	69	148	16	35	11	3	3	20	11	16	3	4	3	6	2	3
J.Gerut	.236	145	445	49	105	33	4	8	45	36	44	10	3	2	10	6	7
B.Jordan	.235	82	196	32	46	20	0	5	27	18	24	0	0	3	0	0	1
M.Cameron	.229	154	515	80	118	29	0	31	80	69	166	6	1	5	26	9	14
J.Hammonds	.205	18	39	9	8	1	0	2	4	8	9	0	1	0	0	0	0
E.Wilson	.175	30	63	6	11	4	0	1	5	5	8	0	2	0	0	0	5
H.Blanco	.162	95	185	20	30	8	2	3	21	21	35	3	5	0	0	0	4
ALL PITCHERS	.000	162	1	0	0	0	0	0	0	0	0	0	0	0	0	0	7
-----	-----	-----	-----	-----	-----	-----	-----	-----	-----	-----	-----	-----	-----	-----	-----	-----	-----
TEAM TOTALS	.257		5477		1405		26		726		983		64		106		78
		162		755		349		180		538		79		33		40	

NAME	ERA	W	L	PCT	G	GS	CG	SH	SV	IP	H	R	ER	HR	BB	SO
J.Tavarez	1.83	7	0	1.000	69	0	0	0	5	68.2	46	14	14	2	27	46
R.Madson	2.02	4	4	.500	63	0	0	0	34	84.2	70	21	19	4	17	58
S.Eyre	2.73	5	7	.417	69	0	0	0	1	52.2	40	16	16	3	29	48
B.Radke	3.28	18	10	.643	32	32	4	2	0	235.2	242	91	86	14	48	139
J.Frasor	3.30	6	4	.600	59	0	0	0	1	73.2	57	27	27	5	30	62
R.Harden	3.80	15	11	.577	32	32	1	1	0	206.0	194	99	87	17	79	181
T.Ohka	4.00	6	4	.600	14	14	1	1	0	90.0	102	42	40	13	21	27
M.Clement	4.25	10	6	.625	30	30	0	0	0	197.0	179	97	93	28	84	174
S.Burnett	4.42	6	3	.667	12	12	0	0	0	77.1	77	38	38	9	27	42
J.Affeldt	5.02	0	2	.000	2	2	0	0	0	14.1	13	8	8	2	6	8
J.Fassero	5.26	4	4	.500	51	8	1	0	0	119.2	147	83	70	16	57	63
T.Wakefield	5.59	12	12	.500	32	32	2	1	0	203.0	223	132	126	31	85	111
B.Koch	6.11	1	1	.500	18	0	0	0	0	35.1	36	24	24	0	24	35
T.Adams	----	0	0	----	0	0	0	0	0	0.0	0	0	0	0	0	0
ALL NON-PITCHERS	----	0	0	----	0	0	0	0	0	0.0	0	0	0	0	0	0
Team								1					+0			
-----	-----	-----	-----	-----	-----	-----	-----	-----	-----	-----	-----	-----	-----	-----	-----	-----
TEAM TOTALS	4.00		68		162		9		41		1426		648		534	
		94		.580		162		6		1458.0		692		144		994

Primary Player Statistics For 2005 Louisville River Bandits Totals After 162 Games

NAME	BAVG	GM	AB	R	H	2B	3B	HR	RBI	BB	SO	HB	SH	DP	SB	CS	E
W.Helms	.571	5	7	0	4	1	1	0	0	1	3	0	0	0	0	0	0
I.Suzuki	.387	162	751	149	291	26	3	14	97	32	62	2	1	9	69	19	4
A.Pujols	.334	161	614	119	205	56	3	45	142	91	60	12	1	18	2	1	0
J.Kendall	.313	162	626	91	196	28	1	4	83	51	73	22	4	14	17	6	14
T.Helton	.311	162	575	110	179	53	3	26	113	109	89	4	1	14	2	2	0
F.Lopez	.306	29	85	10	26	8	0	0	10	9	16	0	0	0	1	0	1
J.Cirillo	.303	54	33	3	10	3	0	0	5	1	3	0	0	0	0	0	2
C.Crisp	.302	136	490	88	148	30	1	18	78	30	82	0	17	11	23	7	2
O.Infante	.293	141	468	89	137	27	13	23	78	31	97	0	7	7	15	5	20
R.Mackowiak	.288	90	292	48	84	14	3	9	42	26	55	0	1	4	11	5	4
R.Durham	.287	137	470	87	135	33	10	14	58	57	60	5	2	10	5	2	20
J.Macias	.264	44	121	16	32	5	4	1	16	2	31	3	1	3	3	2	2
M.Grissom	.264	137	493	73	130	22	3	23	77	29	73	0	1	15	1	2	0
T.Batista	.227	161	666	89	151	30	5	32	123	29	85	5	1	19	14	3	14
R.Vazquez	.197	28	61	4	12	4	0	0	10	7	14	0	2	2	2	1	2
S.Spencer	.188	6	16	3	3	1	0	1	5	0	5	0	0	0	1	0	1
D.McPherson	.125	3	8	0	1	0	0	0	0	1	4	0	0	0	0	0	0
C.Everett	.125	19	32	2	4	0	0	1	5	4	7	3	0	1	0	0	2
G.Quiroz	.095	15	21	0	2	0	0	0	1	0	8	0	0	0	0	0	0
A.Escobar	----	3	0	1	0	0	0	0	0	1	0	0	0	0	0	0	0
R.Adams	----	0	0	0	0	0	0	0	0	0	0	0	0	0	0	0	0
ALL PITCHERS	----	162	0	0	0	0	0	0	0	0	0	0	0	0	0	0	4
-----	-----	-----	-----	-----	-----	-----	-----	-----	-----	-----	-----	-----	-----	-----	-----	-----	-----
TEAM TOTALS	.300		5829		1750		50		943		827		39		166		92
		162		982		341		211		511		56		127		55	

NAME	ERA	W	L	PCT	G	GS	CG	SH	SV	IP	H	R	ER	HR	BB	SO	
J.Leicester	1.59	0	0	----	6	0	0	0	0	5.2	4	1	1	1	2	4	
J.Grimsley	2.00	1	0	1.000	27	0	0	0	0	36.0	31	9	8	1	9	24	
K.Foulke	2.27	4	4	.500	73	0	0	0	31	79.1	57	21	20	6	11	87	
B.Ryan	3.58	4	2	.667	67	0	0	0	4	93.0	87	41	37	6	30	134	
A.Embree	3.81	2	5	.286	40	0	0	0	0	52.0	49	25	22	8	21	27	
S.Williamson	4.13	2	1	.667	20	0	0	0	2	24.0	10	11	11	5	10	25	
J.Patterson	4.22	8	5	.615	18	18	0	0	0	102.1	95	52	48	13	44	109	
C.Carpenter	4.23	17	8	.680	32	32	0	0	0	202.1	205	106	95	35	46	172	
K.Benson	4.54	15	11	.577	34	34	2	1	0	220.0	243	126	111	26	90	139	
F.Cordero	4.59	4	6	.400	53	0	0	0	0	68.2	64	40	35	10	37	72	
J.Towers	4.60	5	5	.500	12	12	1	0	0	74.1	82	40	38	10	12	30	
A.Sele	4.69	3	3	.500	39	6	0	0	0	94.0	116	51	49	9	26	29	
K.Escobar	5.24	15	14	.517	35	35	2	1	0	213.0	217	138	124	30	82	205	
O.Dotel	5.25	0	2	.000	24	0	0	0	0	24.0	25	15	14	3	14	29	
C.Lee	7.86	2	6	.250	12	12	0	0	0	63.0	84	57	55	19	49	59	
S.Ponson	8.26	4	5	.444	15	15	1	0	0	80.2	131	74	74	14	38	36	
J.Adkins	8.42	0	1	.000	19	0	0	0	0	31.0	41	29	29	12	12	21	
B.Duckworth	----	0	0	----	0	0	0	0	0	0.0	0	0	0	0	0	0	
N.Cornejo	----	0	0	----	0	0	0	0	0	0.0	0	0	0	0	0	0	
R.Soriano	----	0	0	----	0	0	0	0	0	0.0	0	0	0	0	0	0	
ALL NON-PITCHERS	----	0	0	----	0	0	0	0	0	0.0	0	0	0	0	0	0	
Team								1						+0			
-----	-----	-----	-----	-----	-----	-----	-----	-----	-----	-----	-----	-----	-----	-----	-----	-----	-----
TEAM TOTALS	4.74		78		162		6		37		1541		771		533		
		86		.524		162		3		1463.1		836		208		1202	

Primary Player Statistics For 2005 Lake Wobegon Whippets Totals After 162 Games

NAME	BAVG	GM	AB	R	H	2B	3B	HR	RBI	BB	SO	HB	SH	DP	SB	CS	E
J.Burke	.368	55	133	16	49	6	1	0	25	9	8	3	0	2	0	0	2
D.Newhan	.313	122	399	70	125	19	9	11	53	36	76	3	1	4	8	2	13
M.Cairo	.313	124	393	52	123	20	5	7	40	12	58	11	5	5	12	7	5
H.Matsui	.296	161	609	109	180	40	4	29	123	100	125	5	1	18	1	1	4
B.Giles	.293	155	498	92	146	31	5	16	68	67	65	2	1	14	4	1	5
W.Pena	.289	112	350	64	101	8	1	28	70	31	115	4	1	5	5	1	5
K.Stinnett	.281	23	64	12	18	2	0	4	16	4	15	2	0	1	0	0	3
C.Utley	.270	84	248	39	67	11	6	8	35	13	53	5	2	6	3	0	5
M.McLemore	.246	107	248	35	61	17	0	3	18	32	33	2	3	4	0	0	4
J.Lugo	.241	162	568	70	137	32	4	6	73	70	122	10	9	6	23	5	17
F.Menechino	.239	102	293	46	70	19	1	7	38	46	52	1	0	6	0	0	6
K.Mench	.237	140	482	69	114	20	8	24	84	34	77	10	0	18	0	1	2
Y.Molina	.236	51	140	10	33	3	0	1	16	12	23	0	2	6	0	0	1
J.Giambi	.235	93	213	33	50	10	0	8	33	29	50	11	0	4	0	0	3
M.Bellhorn	.230	149	531	83	122	33	3	19	80	95	174	8	0	11	2	1	7
S.Alomar Jr	.194	51	134	12	26	2	0	2	11	7	8	1	1	4	0	0	3
A.Gonzalez	.150	87	133	11	20	1	0	1	6	6	23	0	0	5	0	0	7
K.Cash	.127	101	165	16	21	7	0	5	15	14	48	4	3	2	0	0	2
ALL PITCHERS	.000	162	1	0	0	0	0	0	0	0	0	0	3	0	0	0	6

TEAM TOTALS	.261		5602		1463		47		804		1125		32		58		100
		162		839		281		179		617		82		121		19	

NAME	ERA	W	L	PCT	G	GS	CG	SH	SV	IP	H	R	ER	HR	BB	SO
M.Dejean	1.93	0	0	----	3	0	0	0	0	4.2	2	1	1	0	0	4
B.Chen	2.24	3	0	1.000	11	8	0	0	1	52.1	38	15	13	7	16	35
E.Guardado	2.76	4	4	.500	45	0	0	0	2	42.1	32	16	13	3	18	48
J.Isringhausen	2.93	9	10	.474	64	0	0	0	37	80.0	59	30	26	11	19	76
J.Santana	3.20	20	8	.714	36	36	1	1	0	250.1	214	93	89	34	71	302
M.Miller	3.45	3	2	.600	51	0	0	0	1	60.0	49	24	23	5	19	53
J.Mecir	4.08	2	3	.400	45	0	0	0	0	53.0	44	25	24	4	24	55
J.Sosa	4.22	0	0	----	47	0	0	0	2	79.0	81	42	37	13	33	74
W.Ledezma	4.86	2	3	.400	20	3	0	0	1	50.0	54	29	27	1	34	36
J.Westbrook	4.90	15	11	.577	35	35	3	2	0	237.0	254	131	129	28	73	112
D.Davis	5.04	10	13	.435	34	34	1	1	0	227.0	251	135	127	18	84	185
D.Lowe	6.13	11	12	.478	27	27	5	0	0	166.0	222	130	113	23	64	83
L.Hudson	6.18	5	2	.714	9	9	0	0	0	51.0	55	41	35	9	24	34
S.Dohmann	6.41	0	3	.000	32	0	0	0	3	46.1	47	35	33	11	21	43
K.Tadano	7.32	0	7	.000	11	10	0	0	0	51.2	70	46	42	15	24	40
T.Van Poppel	27.00	0	0	----	1	0	0	0	0	0.1	2	1	1	0	1	1
C.Park	----	0	0	----	0	0	0	0	0	0.0	0	0	0	0	0	0
ALL NON-PITCHERS	----	0	0	----	0	0	0	0	0	0.0	0	0	0	0	0	0
Team							2						-1			

TEAM TOTALS	4.54		78		162		10		47		1474		732		525	
		84		.519		162		6		1451.0		794		182		1181

Primary Player Statistics For 2005 Urpaigh Dragons Totals After 162 Games

NAME	BAVG	GM	AB	R	H	2B	3B	HR	RBI	BB	SO	HB	SH	DP	SB	CS	E
J.Carroll	.368	71	212	32	78	22	3	0	23	30	22	2	0	6	3	1	9
J.Edmonds	.336	160	538	110	181	56	6	37	122	83	154	12	0	4	3	2	3
A.Blanco	.309	23	55	3	17	1	0	0	6	5	6	0	0	0	0	1	2
B.Surhoff	.304	118	368	43	112	12	1	6	46	37	48	3	0	12	0	0	1
R.Hernandez	.301	128	386	52	116	32	0	23	73	35	56	6	0	17	2	0	6
R.Ibanez	.300	149	517	71	155	33	1	13	71	29	82	1	0	19	1	1	3
M.Lamb	.284	85	299	50	85	21	3	17	63	20	71	0	0	5	0	0	11
B.Roberts	.280	145	483	77	135	32	1	3	31	58	78	0	2	3	23	6	2
A.Rowand	.273	143	505	70	138	29	1	13	52	32	119	6	0	10	14	6	7
K.Ginter	.271	89	251	42	68	19	2	15	45	37	68	6	0	6	2	1	2
C.Freeman	.271	30	48	6	13	4	3	0	5	8	11	0	0	1	0	0	1
S.Hatteberg	.261	132	483	50	126	31	1	9	49	51	44	0	0	14	0	0	3
R.Martinez	.251	102	239	25	60	19	2	1	17	20	46	0	4	4	0	0	7
J.Buck	.248	77	230	34	57	8	0	19	35	15	73	0	0	5	2	0	2
M.Ensberg	.243	133	436	65	106	20	3	5	48	33	51	0	2	14	4	3	17
J.Leone	.228	30	92	10	21	7	0	5	16	5	26	5	0	2	1	0	0
T.Zeile	.223	42	139	12	31	11	0	2	16	15	44	0	0	4	0	0	3
J.Valentin	.209	115	354	54	74	13	0	32	60	25	94	1	1	10	6	1	8
G.Gil	.176	11	17	4	3	2	0	0	1	2	2	0	0	3	0	0	0
B.Kieschnick	.111	9	9	1	1	1	0	0	1	0	3	0	0	1	0	0	0
A.Nunez	.096	97	83	3	8	2	0	1	3	8	21	0	1	1	0	0	1
ALL PITCHERS	.053	162	19	1	1	0	0	0	0	2	11	0	0	1	0	0	4
-----	-----	-----	-----	-----	-----	-----	-----	-----	-----	-----	-----	-----	-----	-----	-----	-----	-----
TEAM TOTALS	.275		5763		1586		27		783		1130		10		61		92
		162		815		375		201		550		42		142		22	

NAME	ERA	W	L	PCT	G	GS	CG	SH	SV	IP	H	R	ER	HR	BB	SO	
J.Bennett	1.23	0	0	----	12	0	0	0	0	22.0	12	3	3	0	7	14	
D.Williams	2.53	3	1	.750	6	6	0	0	0	42.2	34	19	12	4	12	32	
B.Kieschnick	2.63	3	3	.500	18	0	0	0	2	37.2	30	12	11	3	5	16	
T.Miller	2.96	3	1	.750	19	0	0	0	3	24.1	27	8	8	4	7	26	
S.Kline	3.05	3	4	.429	42	0	0	0	5	44.1	43	16	15	4	14	21	
M.Wise	3.14	3	3	.500	9	9	0	0	0	57.1	54	21	20	2	17	35	
J.Witasick	3.19	2	2	.500	35	0	0	0	3	48.0	39	17	17	4	10	42	
K.Brown	4.06	11	3	.786	21	21	2	0	0	142.0	136	70	64	13	44	81	
B.Meadows	4.15	7	7	.500	42	0	0	0	11	80.1	84	41	37	9	16	44	
N.Field	4.26	1	2	.333	30	0	0	0	8	38.0	34	19	18	4	17	20	
P.Martinez	4.29	17	13	.567	33	33	13	4	0	232.2	214	118	111	26	76	234	
R.Bauer	5.01	2	1	.667	39	0	0	0	3	46.2	47	28	26	7	19	35	
A.Leiter	5.81	10	10	.500	30	30	1	0	0	179.2	169	125	116	30	125	106	
C.Sabathia	5.96	14	11	.560	33	33	1	0	0	193.1	231	138	128	29	85	151	
J.Seo	6.25	0	1	.000	39	0	0	0	1	103.2	118	73	72	17	51	45	
M.Redman	7.34	3	18	.143	30	30	3	0	0	173.0	276	161	141	32	78	83	
R.Rincon	----	0	0	----	0	0	0	0	0	0.0	0	0	0	0	0	0	
ALL NON-PITCHERS	----	0	0	----	0	0	0	0	0	0.0	0	0	0	0	0	0	
Team								5					+0				
-----	-----	-----	-----	-----	-----	-----	-----	-----	-----	-----	-----	-----	-----	-----	-----	-----	-----
TEAM TOTALS	4.91		80		162		20		36		1548		799		583		985
		82		.506		162		9		1465.2		869		188			

2005 Baton Rouge

	Avg	OB	Slug	GM	AB	R	H	2B	3B	HR	RBI	BB	SO	HB	SH	DP	SB	CS	E
Bocachica	0.303	0.410	0.556	82	99	21	30	12	2	3	13	18	22	0	10	0	8	2	6
Castillo	0.284	0.370	0.420	27	81	13	23	8	0	1	7	11	13	0	0	4	0	0	0
Feliz	0.258	0.293	0.472	146	547	61	141	38	8	21	86	27	90	0	0	18	1	3	16
Gload	0.327	0.401	0.518	95	257	37	84	28	0	7	41	27	28	5	0	11	0	0	3
Goodwin	0.132	0.151	0.198	32	91	8	12	6	0	0	2	2	19	0	0	2	3	2	0
Guillen	0.282	0.354	0.493	153	574	74	162	41	10	20	82	63	101	1	3	22	10	2	19
Hairston	0.304	0.366	0.405	107	316	46	96	24	1	2	28	24	47	7	9	4	13	9	1
Lofton	0.247	0.313	0.356	105	292	46	72	7	5	5	24	26	36	2	0	1	8	2	2
Logan	0.299	0.377	0.354	92	144	26	43	8	0	0	13	18	33	0	4	1	22	4	2
Loretta	0.320	0.376	0.440	160	646	87	207	45	1	10	73	46	74	12	0	15	2	1	12
Marrero	0.317	0.394	0.476	48	126	18	40	6	1	4	20	16	24	0	0	8	2	0	0
McEwing	0.276	0.276	0.337	25	98	8	27	6	0	0	7	0	25	0	3	0	2	0	5
Nevin	0.280	0.363	0.429	146	464	64	130	30	0	13	73	56	107	4	0	11	0	0	0
Sheffield	0.273	0.372	0.533	160	604	96	165	40	3	37	109	88	96	7	1	17	0	0	12
Thome	0.235	0.337	0.489	146	460	81	108	26	2	29	89	70	139	1	0	17	0	0	7
Torrealba	0.236	0.305	0.453	76	161	18	38	7	5	6	16	15	32	1	3	5	0	0	2
White	0.216	0.257	0.378	87	291	36	63	12	1	11	31	12	55	4	1	9	0	0	1
Wilson	0.226	0.333	0.290	10	31	4	7	2	0	0	1	4	8	1	0	0	0	0	1
Zaun	0.276	0.357	0.422	115	341	43	94	23	0	9	42	41	69	2	0	7	0	0	5
PITCHERS	0.222	0.300	0.222		9	1	2	0	0	0	1	1	4	0	0	0	0	0	12
Totals	0.274	0.345	0.448		5632	788	1544	369	39	178	758	565	1022	47	34	152	71	25	106

	PCT	ERA	W	L	G	GS	CG	SH	SV	IP	H	R	ER	HR	BB	SO	Outs
Ayala	0.563	4.76	9	7	60	0	0	0	4	92.7	103	53	49	15	17	49	278
Bedard	0.000	5.54	0	2	2	2	0	0	0	13.0	12	8	8	1	9	13	39
Bradford	0.375	5.49	3	5	69	0	0	0	3	59.0	72	41	36	8	26	40	177
Choate	0.500	4.66	1	1	52	0	0	0	5	56.0	67	29	29	5	23	39	168
Fultz	0.000	6.00	0	1	4	0	0	0	0	3.0	3	3	2	0	3	2	9
Hernandez	0.333	4.02	2	4	17	17	0	0	0	94.0	88	51	42	10	50	94	282
Loaiza	0.556	5.96	5	4	14	14	1	0	0	93.7	116	65	62	15	45	47	281
Martin	0.000	0.00	0	0	1	0	0	0	0	0.7	1	0	0	0	0	0	2
Matthews	0.000	0.00	0	0	0	0	0	0	0	0.0	0	0	0	0	0	0	0
Mussina	0.591	5.74	13	9	30	30	3	0	0	182.0	229	123	116	23	56	152	546
Percival	0.143	6.22	1	6	47	0	0	0	9	50.7	65	36	35	8	24	34	152
Perez	0.440	5.07	11	14	32	32	3	0	0	204.3	177	124	115	29	115	225	613
Reyes	0.200	6.07	2	8	37	13	1	0	0	115.7	133	92	78	11	76	93	347
Santos	0.000	4.50	0	0	1	1	0	0	0	6.0	7	3	3	2	2	7	18
Schilling	0.667	2.50	10	5	19	19	5	2	0	147.3	121	43	41	15	29	119	442
Stanton	0.538	4.45	7	6	61	0	0	0	14	85.0	73	47	42	8	35	56	255
Zambrano	0.423	4.01	11	15	34	34	3	0	0	231.0	228	119	103	22	98	218	693
Smith,D																	
Zimmerman,J								3									
Totals	0.463	4.78	75	87	480	162	16	5	35	1434	1495	837	761	172	608	1188	4302

	Games	At Bat	Runs	Hits	2B	3B	Home Run	RBI	Walk	Strikeouts	HBP	DPS	SB	CS	Errors	SAC	Avg	
1	Alfonzo, Edgardo	136	553	96	153	33	4	12	61	47	57	9	21		15	4	276	
2	Bennett, Gary	62	199	22	35	13	3	5	26	20	36	2	6			1	175	
3	Conino, Jeff	104	315	42	80	26	1	13	55	45	53	2	9			1	253	
4	Crawford, Carl	153	656	117	198	32	15	13	78	36	104	1	8	49	4	2	301	
5	Crosby, Bob	126	433	69	106	25	2	18	51	50	102	4	10	2	16	6	244	
6	Eckstien, David	51	188	25	41	11	1	1	22	19	27	5	6	3	1	3	218	
7	Erstad, Darren	127	505	64	136	33		7	49	48	86	3	14	12	2	4	269	
8	Glanville, Doug	3	10	1	2				1	1							200	
9	Glaus, Troy (traded)	33	71	21	22	5		10	21	18	17		2				309	
10	Graffano, Tony	56	203	16	42	5		1	14	20	35	1	5	3		3	206	
11	Guerrero, Vladimir	157	605	116	202	29	3	44	150	62	86	11	18	5	2	9	7	333
12	Hill, Koyie (Total) (Illinois)	5	19	1	2			1	4		4							105
13	Hummell, Tim	20	65	4	12	2	1	1	8	3	7		1		6	3	184	
14	Ortiz, David	154	598	98	182	44	3	50	126	66	140	4	12			1	304	
15	Palmeiro, Orlando	38	90	7	22	2		1	6	11	16	1	1			2	244	
16	Quintero, Humberto	5	18		4	1			2	2	5						222	
17	Redman, Tite	115	444	36	110	13	4	2	32	20	43	2	6	13	6	2	4	247
18	Walker, Todd	104	393	50	105	20	6	15	49	31	57	2	6		12			267
19	Wilson, Dan	101	329	30	84	14	2	2	27	23	60	2	3		1	4		255
20																		
21																		
22		162	564	815	158	308	45	198	783	521	936	49	128	87	14	70	44	270
23																		
24																		
25																		
26																		
27																		
28																		
29																		
30																		
31																		
32																		

2005 FBN

Illinois Prairie Dogs

68

94


	W	L	S	G	CG	SHO	IP	H	R	E.R	HR	W	SB	ERA	GS
1 Botolico, Rick	6	6	1	37			62.2	59	28	28	4	37	58	4.05	
2 Burnett, AJ	6	7		18	3	1	126	158	84	77	19	51	113	5.58	18
3 Byrd, Paul	5	9		18	7	1	113.2	153	86	86	17	28	79	6.83	18
4 Desses, Elmer				3			42	5	1	1		1	3	2.14	
5 FRANCO, JEFF (Illinois)		1		1			50	9	6	6	1		4		1
6 (Total)	1	3		6			32.1	36	21	21	6	7	34	5.88	
7 Franklin, Ryan	9	14		31	8		194	243	136	123	30	77	94	5.76	31
8 Gonzalez, Edgar Did Not Play															
9 Graves, Dan				17			31.2	40	15	15	5	8	17	4.32	
10 HARARY, AARON	7	11		25			152	210	130	126	28	75	110	7.46	25
11 Harikkala, Tim	4	5	5	36			59.1	53	24	24	18	14	20	3.65	
12 HORGAN, JOE				3			7.1	8	9	9	2	3	5	11.40	
13 Miceli, Dan	2			32			69.1	57	29	29	11	16	66	3.77	
14 Milton, Eric	6	13		28	2		169	185	141	138	44	75	125	7.34	28
15 Otsuka, AKINORI	6	3	22	40			52.2	48	13	12	6	13	64	2.08	
16 Perez, Odalys	8	13		28	8		188.1	222	137	130	45	59	111	6.22	28
17 Reed, Steve				1			2.1	7	2	2		2	8	8.57	
18 Rodriguez, Felix	5	3		34			64.1	67	27	24	7	33	53	3.36	
19 Tankersley, Dennis Did Not Play															
20 Timlin, Mike	3	3	3	37			49.0	57	23	22	4	17	30	4.04	
21 Waechter, Doug	1	6		13	2		74	71	57	55	26	45	36	6.68	13
22															
23															
24	68	94	31				1649		906		552		5.67		
25				26			1436.1		948		267		990		162
26															
27															
28															
29															
30															
31															
32															

2005 FBN


Illinois Prairie Dogs

68

94



AMERICAN LEAGUE
○
WEST



2005 - California Dreamers - Team Statistics

Batting

Player	.Avg	G	AB	R	H	2B	3B	HR	RBI	BB	SO	HB	SH	DP	SB	CS	E
Brad Hawpe	.500	2	2	0	1	1	0	0	0	0	0	0	0	1	0	0	0
Jay Gibbons	.328	162	610	78	200	36	1	14	94	37	76	0	7	13	21	10	7
Edgar Renteria	.321	100	187	39	60	18	5	5	35	48	31	0	0	2	2	0	0
Jose Offerman	.316	94	187	31	59	9	1	5	29	12	19	4	0	7	2	0	1
Danny Bautista	.311	161	623	99	194	55	3	13	98	58	57	9	0	20	7	8	5
Sean Casey	.306	154	543	82	166	48	1	16	88	42	69	6	0	9	4	1	15
David Bell	.300	76	160	28	48	8	0	11	34	19	31	1	0	7	1	0	1
T. Hollandsworth (Tot.)	.312	58	125	19	39	7	0	7	25	15	24	1	0	7	1	0	0
(Cal.)	.291	95	196	35	57	8	2	3	27	30	21	0	0	5	0	1	2
Chris Gomez	.275	159	601	103	165	21	9	3	58	58	80	0	13	13	36	14	4
Chone Figgins	.266	75	169	14	45	12	6	2	27	7	31	0	2	10	3	3	4
Jose Molina	.261	135	395	62	103	39	4	12	67	64	52	2	0	8	1	1	2
Luis Gonzales	.250	9	12	0	3	1	0	0	2	2	3	0	0	1	0	0	0
Jeffrey Hammonds	.246	160	629	100	155	26	5	17	74	76	61	3	0	8	22	7	11
Johnny Damon	.245	147	412	52	101	25	0	4	40	48	117	2	4	14	0	0	1
Damian Miller	.244	115	307	32	75	14	1	3	40	38	74	3	0	8	0	0	0
Edgar Martinez (Tot.)	.258	68	155	18	40	7	0	3	24	15	37	3	0	8	0	0	0
(Cal.)	.244	160	565	72	138	32	1	19	67	36	105	5	3	15	9	3	12
Bret Boone	.224	47	76	9	17	5	0	3	10	11	20	0	0	4	3	1	0
Carlos Pena	.218	54	87	7	19	2	1	1	10	2	19	3	7	2	0	0	1
Luis A. Gonzales	.053	12	19	2	1	1	0	0	0	2	8	2	0	0	0	0	0
Victor Diaz	---	2	0	0	0	0	0	0	0	0	0	0	0	0	0	0	0
Brent Mayne	---	162	0	1	0	0	0	0	0	0	0	0	0	0	0	0	1
Pitchers																	
Totals	.280	162	5598	823	1567	354	40	127	778	565	830	40	36	147	111	49	66

Pitching

Player	ERA	W	L	.Pct	G	GS	CG	SH	SV	IP	H	R	ER	HR	BB	SO
Kent Mercker	1.57	6	3	.667	51	0	0	0	0	57.1	34	10	10	1	33	52
Jon Rauch	1.59	0	1	.000	16	2	0	0	0	22.2	15	4	4	0	10	21
LaTroy Hawkins	1.79	6	5	.545	71	0	0	0	43	85.2	50	21	17	7	21	61
Randy Johnson	2.19	25	8	.758	38	38	7	2	0	271	182	73	66	16	75	332
Jesus Colome	2.77	0	1	.000	41	0	0	0	0	39	17	15	12	4	20	38
Curt Schilling (Tot.)	3.19	21	10	.677	36	36	5	2	0	248.1	222	96	88	28	63	207
(Cal.)	4.19	11	5	.688	17	17	0	0	0	101	101	53	47	13	34	88
Wilson Alvarez	3.59	7	3	.700	43	13	0	0	2	130.1	124	54	52	12	36	142
Kenny Rogers	3.76	15	7	.682	32	32	5	1	0	201	201	91	84	18	64	102
Livan Hernandez	3.82	22	10	.688	40	40	6	2	0	280.1	267	126	119	32	96	183
Horacio Ramirez	3.93	3	7	.300	15	8	0	0	1	66.1	54	30	29	9	28	34
J.J. Putz	4.00	3	2	.600	22	0	0	0	0	27	25	13	12	2	8	26
J.J. Putz	4.08	1	3	.250	37	0	0	0	11	35.1	32	18	16	5	20	27
Orber Moreno (Tot.)	4.07	0	2	.000	26	0	0	0	4	24.1	25	13	11	3	14	18
(Cal.)	5.07	4	2	.667	78	0	0	0	5	114.2	110	58	56	15	57	65
Gary Knotts (Tot.)	3.15	1	0	1.000	34	0	0	0	3	45.2	38	16	16	7	21	23
(Cal.)	5.22	2	0	1.000	23	0	0	0	1	29.1	19	19	17	4	19	22
Neal Cotts	5.91	2	2	.500	6	6	1	0	0	32	36	21	21	4	13	24
Eric Bedard (Traded)	9.56	1	2	.333	5	5	0	0	0	32	45	34	34	10	17	18
Chris Capuano									5							
Team																
Totals	3.43	104	58	.642	162	162	19	10	54	1445	1233	593	551	142	509	1184

ARSENAL GUNNERS 2005

Player	GP	AB	R	H	RBI	2B	3B	HR	W	SO	HP	SB	CS	AVG	OBP	SLG	E
Payton	153	502	67	127	53	20	5	8	41	63	1	2	1	.253	.311	.361	5
Young	120	365	59	86	25	26	3	1	50	34	8	13	3	.236	.340	.332	1
Bonds	149	410	123	153	149	40	3	59	181	44	17	4	0	.373	.577	.917	1
Polanco	149	542	80	154	63	18	1	20	17	59	8	6	1	.284	.316	.432	5
J.Lopez	160	632	83	166	101	35	2	21	47	100	5	0	0	.263	.319	.424	8
Blalock	161	626	88	154	106	29	1	30	61	150	9	1	0	.246	.322	.439	11
Cruz	47	121	17	31	17	8	1	1	0	13	0	0	0	.256	.256	.364	0
Minor	39	64	18	18	11	1	0	0	24	16	3	0	0	.281	.495	.297	0
Dye	127	371	49	96	54	20	2	22	30	90	1	0	0	.259	.316	.501	0
Diaz	31	38	3	2	0	0	1	0	1	8	0	0	0	.053	.077	.105	0
Stairs	131	382	67	114	64	26	3	15	51	72	5	0	1	.298	.388	.500	2
Kielty	72	83	6	8	5	2	0	1	11	16	2	0	1	.096	.219	.157	0
Saenz	58	127	25	33	30	1	0	10	20	29	0	0	0	.260	.361	.504	5
Walker	104	284	68	73	45	16	7	14	57	65	13	2	1	.257	.404	.511	1
Izturtis	160	585	69	166	66	20	14	6	34	58	0	26	7	.284	.323	.397	12
Reese	116	97	14	18	10	3	0	3	9	28	0	4	3	.186	.255	.309	2
Easley	55	171	29	49	33	20	0	11	11	32	7	0	2	.287	.354	.596	0
Alvarez	23	27	3	5	5	2	0	1	5	5	2	0	0	.185	.353	.370	1
Pascucci	24	46	4	7	3	1	0	2	11	28	1	0	0	.152	.328	.304	5
Dallimore	6	19	2	4	0	1	0	0	2	5	0	0	0	.211	.286	.263	4
Rolls	3	0	0	0	0	0	0	0	0	0	0	0	0	---	---	---	0
Guiel	4	1	0	1	0	0	0	0	0	1	0	0	0	1.000	1.000	1.000	0
Pickering	34	87	20	17	19	5	0	10	20	28	0	0	0	.195	.346	.598	1
Pitchers	162	4	0	0	0	0	0	0	0	2	0	0	0	.000	.000	.000	4
TOTALS	162	5584	894	1482	859	294	43	235	683	946	82	58	20	.265	.354	.460	68

Player	GP	GS	CG	S	IP	R	ER	H	HR	BB	SO	W	L	ERA	SHO
F. Garcia	37	37	9	0	230	131	121	249	35	84	206	17	8	4.73	1
Willis	34	34	3	0	190	132	117	234	27	55	128	10	13	5.54	0
Drese	36	36	6	0	224.67	132	128	255	23	75	90	16	13	5.13	0
Clemens	35	35	7	0	230	73	71	166	16	72	218	24	4	2.78	2
Lima	20	20	2	0	125	75	74	155	32	23	51	7	7	5.33	0
Williams	25	0	0	6	31.33	19	19	28	7	15	12	2	1	5.46	0
Robertson	103	0	0	10	165.67	68	57	133	25	55	137	4	8	3.10	0
Harper	66	0	0	4	77	19	19	50	10	22	49	5	5	2.22	0
Cormier	63	0	0	14	83.33	27	25	56	8	19	35	2	2	2.70	0
Chulk	36	0	0	1	35.33	14	13	32	3	23	31	0	1	3.31	0
S. Camp	7	0	0	0	13.67	10	10	13	4	5	16	1	0	6.58	0
J. Walker	46	0	0	3	47	21	20	40	7	11	43	4	5	3.83	0
Franco	6	0	0	0	2.67	2	2	2	0	1	4	0	1	6.74	0
TOTALS		162	27	38	1455.67	723	676	1413	197	460	1020	92	68	4.18	3

Relief Pts.

8

Primary Player Statistics For 2005 Florida Sun Totals After 162 Games

NAME	BAVG	GM	AB	R	H	2B	3B	HR	RBI	BB	SO	HB	SH	DP	SB	CS	E
C.Woodward	.600	4	5	1	3	0	0	0	0	0	1	0	0	0	0	0	0
F.Guzman	.333	8	3	2	1	0	0	0	0	0	0	0	0	0	5	0	0
H.Luna	.333	26	30	14	10	1	0	0	6	2	4	1	0	0	4	2	2
J.Kubel	.323	43	62	11	20	4	1	0	12	10	15	0	0	0	0	1	0
D.Dejesus	.312	135	397	73	124	16	8	4	58	43	52	14	11	6	2	5	5
I.Rodriguez	.303	159	557	74	169	29	0	14	88	38	115	2	0	15	2	1	8
O.Vizquel	.302	161	599	73	181	27	1	4	69	53	58	0	16	9	23	2	8
J.Snow	.302	130	351	53	106	40	3	6	66	57	70	8	2	8	2	0	2
T.Hunter	.281	141	434	69	122	26	0	21	60	34	83	6	0	8	13	1	7
B.Hill	.280	71	175	31	49	11	0	3	21	11	32	13	1	6	0	0	1
A.Cintron	.279	128	351	45	98	16	5	3	41	16	30	3	8	14	0	2	13
S.Sosa	.263	110	334	58	88	18	1	17	43	45	93	2	0	3	0	0	1
V.Castilla	.262	157	561	87	147	46	4	20	90	36	113	7	0	13	0	0	10
J.Cruz Jr	.260	106	334	53	87	23	4	9	41	40	63	1	1	8	2	2	10
R.Gotay	.260	42	131	17	34	9	4	0	17	9	33	0	0	1	0	0	2
M.Alou	.259	157	556	84	144	25	7	29	93	60	81	0	2	17	1	1	5
B.Higginson	.253	130	363	50	92	20	3	7	50	47	79	3	0	7	1	0	10
D.Mirabelli	.246	64	130	20	32	8	0	11	24	21	37	5	0	4	0	0	0
J.Franco	.245	125	298	34	73	16	2	6	34	38	72	1	0	11	2	0	6
M.Izturis	.200	8	5	1	1	0	1	0	1	0	0	0	0	1	0	0	0
G.Gross	.143	6	7	1	1	0	0	0	1	0	0	0	0	1	0	0	0
ALL PITCHERS	.000	162	5	4	0	0	0	0	0	0	3	0	0	0	0	0	8
TEAM TOTALS	.278	162	5688	855	1582	335	44	154	815	560	1034	66	41	132	57	17	98

NAME	ERA	W	L	PCT	G	GS	CG	SH	SV	IP	H	R	ER	HR	BB	SO
A.Alfonseca	1.97	8	1	.889	41	0	0	0	2	59.1	43	14	13	4	17	39
I.Valdez	2.57	0	0	-----	5	0	0	0	0	7.0	6	3	2	0	3	3
T.Hoffman	2.69	5	3	.625	52	0	0	0	21	60.1	35	19	18	9	13	44
J.Garland	3.93	8	6	.571	29	29	3	0	0	199.1	194	99	87	23	77	92
G.Maddux	4.31	18	12	.600	36	36	7	0	0	233.2	252	126	112	34	61	172
U.Urbina	4.42	5	6	.455	54	0	0	0	3	57.0	47	32	28	9	37	66
T.Glavine	4.64	13	11	.542	34	34	6	2	0	221.0	236	115	114	27	80	106
D.Marte	5.27	5	7	.417	53	0	0	0	9	68.1	57	41	40	12	41	68
B.Colon	5.84	9	17	.346	33	33	6	1	0	220.1	246	158	143	45	86	152
R.Wagner	6.00	2	2	.500	38	0	0	0	0	48.0	50	34	32	8	33	28
J.Thomson	6.27	10	12	.455	28	28	2	0	0	176.2	243	133	123	31	57	115
J.Van Benschoten	6.48	0	0	-----	9	0	0	0	0	8.1	9	7	6	0	6	2
K.Ligtenberg	7.65	1	0	1.000	24	0	0	0	1	40.0	71	35	34	7	8	37
T.Yates	7.71	0	0	-----	3	0	0	0	0	4.2	8	4	4	1	2	3
S.Mitre	7.88	0	0	-----	27	0	0	0	0	40.0	63	42	35	2	18	26
K.Lohse	18.00	0	1	.000	2	2	0	0	0	5.0	13	11	10	0	3	1
M.Herges	20.25	0	0	-----	3	0	0	0	0	2.2	8	6	6	2	2	0
ALL NON-PITCHERS	-----	0	0	-----	0	0	0	0	0	0.0	0	0	0	0	0	0
Team	-----	-----	-----	-----	-----	-----	-----	-----	-----	-----	-----	-----	-----	-----	-----	-----
TEAM TOTALS	4.99	84	78	.519	162	24	6	36	1451.2	1581	879	805	214	544	954	

HART STREET HOGS - 2005

	AVG	GM	AB	R	H	2B	3B	HR	RBI	BB	HBP	SO	SB	CS	E	OBP	SLG
DALLIMORE, B	.393	12	28	6	11	1	0	2	4	2	1	3	0	0	0	.452	.643
PIERRE, J	.354	162	704	127	249	20	17	2	63	51	20	68	114	33	2	.413	.439
HANSEN,D	.333	45	84	7	28	4	0	3	17	6	0	15	0	0	0	.378	.488
RIVERA, J	.343	145	429	60	147	35	3	7	63	35	3	47	4	2	7	.396	.487
MICHAELS, J	.297	24	74	12	22	3	0	1	5	10	0	17	1	0	1	.381	.378
DELGADO, W	.287	69	129	26	37	4	1	3	14	10	0	23	0	0	7	.338	.403
KENNEDY, A	.292	144	489	80	143	23	5	10	58	29	14	88	15	8	9	.350	.421
MABRY, J	.294	89	204	33	60	8	1	13	37	14	1	52	0	0	2	.342	.534
TEIXEIRA,M	.271	154	595	95	161	37	2	30	102	64	13	140	2	0	8	.354	.491
LAWTON, M	.258	38	120	13	31	7	0	2	17	8	3	14	4	0	0	.321	.367
CLOSSER, JD	.266	49	124	15	33	8	0	0	13	11	4	31	0	0	1	.345	.331
EVERETT, A	.261	148	414	51	108	19	6	8	42	14	6	70	13	3	13	.295	.394
HOLLDWTH,T	.257	18	35	9	9	1	0	4	9	4	0	7	0	0	1	.333	.629
DUNN,A	.250	162	588	128	147	36	3	45	128	106	7	194	2	0	12	.371	.551
VALENTIN,J	.249	84	197	15	49	7	2	4	28	20	2	26	0	0	3	.324	.365
GLAUS, T	.222	52	144	27	32	6	1	14	32	21	2	31	0	0	3	.329	.569
SPIVEY,J	.235	110	243	37	57	12	1	12	51	39	7	48	4	2	6	.356	.440
AUSMUS,B	.234	126	299	31	70	9	0	1	21	21	2	30	1	2	4	.289	.274
JONES, C	.211	149	494	70	104	19	3	29	80	68	8	120	0	0	13	.316	.437
COTO, H	.203	34	74	10	15	2	2	5	13	3	0	28	0	0	0	.234	.486
PICKERING, C	.178	18	45	7	8	4	0	4	7	5	0	11	0	0	0	.260	.533
EASLEY, D	.122	36	74	5	9	2	0	2	9	5	3	25	0	0	0	.207	.230
PITCHERS	.185	162	27	3	5	1	0	0	1	0	0	11	0	0	4	.185	.222
	.273	162	5,614	867	1,535	268	47	201	814	546	96	1,099	160	50	96	.348	.445

Glaus (IL)	.310	33	71	21	22	5	0	10	21	18	0	17	0	0	0	.449	.803
Glaus (Tot)	.251	85	215	48	54	11	1	24	53	39	2	48	0	0	3	.371	.647

Lawton (MV)	.297	111	417	75	124	24	1	18	68	61	9	80	9	11	2	.398	.489
Lawton (Tot)	.289	149	537	88	155	31	1	20	85	69	12	94	13	11	2	.382	.462

Michaels (AS)	.250	66	168	21	42	5	1	2	14	26	1	47	1	3	1	.354	.327
Michaels (Tot)	.264	90	242	33	64	8	1	3	19	36	1	64	2	3	2	.362	.343

	ERA	W	L	PCT	SV	G	GS	CG	SHO	IP	H	R	ER	HR	BB	SO	RATIO
RINCON, R	1.04	1	0	1.000	1	11	0	0	0	9	7	1	1	0	3	11	1.15
CERDA, J	3.00	6	2	.750	2	72	0	0	0	45	27	16	15	3	26	35	1.18
CORDERO, C	2.78	3	6	.333	10	78	0	0	0	91	75	34	28	6	50	74	1.38
REITSMA,C.	3.13	4	5	.444	10	67	0	0	0	86	98	33	30	9	24	46	1.41
WOLF, R	3.86	9	6	.600	0	25	25	4	2	152	152	67	65	15	42	96	1.28
PEAVY, J	4.07	11	13	.458	0	30	30	3	2	184	205	96	83	24	67	190	1.48
MORENO, O	4.09	1	1	.500	7	11	0	0	0	11	7	5	5	2	6	9	1.18
BORKOWSKI, D	4.60	5	3	.625	2	44	4	0	0	63	64	34	32	10	18	38	1.31
LEICESTER, J	4.21	0	1	.000	1	48	0	0	0	26	22	13	12	4	13	22	1.36
PRIOR,M.	4.37	9	8	.529	0	24	24	1	0	132	117	66	64	15	62	143	1.36
NAGEOTTE, C	9.72	0	1	.000	0	6	1	0	0	8	15	9	9	2	3	5	2.16
FRANCIS, J	4.94	1	2	.333	0	5	5	0	0	27	27	15	15	5	7	30	1.24
WEAVER,J	5.23	18	13	.581	0	39	39	3	0	243	271	152	141	28	78	181	1.44
SIMPSON, A	4.50	0	0	.000	1	13	0	0	0	6	5	4	3	0	5	8	1.67
KNOTTS,G.	5.50	3	2	.600	2	44	0	0	0	69	72	44	42	8	36	42	1.57
ELARTON,S	6.23	7	14	.333	0	30	30	2	0	172	189	125	119	40	68	85	1.49
OBERMUELLER,	6.59	3	4	.429	3	45	4	0	0	111	145	87	81	11	57	60	1.83
HEREDIA, F	6.35	0	0	.000	0	19	0	0	0	28	34	22	20	2	21	12	1.94
MAYS,J.	0.00	0	0	.000	0	0	0	0	0	0	0	0	0	0	0	0	0.00
	4.71	81	81	.500	39	611	162	13	2	1,461	1,532	823	765	184	586	1,087	1.45

Simpson (SP)	4.45	1	1	.500	0	15	0	0	0	30	33	16	15	4	16	36	1.62
Simpson (Tot)	4.46	1	1	.500	1	28	0	0	0	36	38	20	18	4	21	44	1.62

Primary Player Statistics For 2005 Hotlanta Possums Totals After 162 Games

NAME	BAVG	GM	AB	R	H	2B	3B	HR	RBI	BB	SO	HB	SH	DP	SB	CS	E
J.Borchard	1.000	4	1	0	1	0	0	0	0	1	0	0	0	0	0	0	0
A.Beltre	.334	161	647	115	216	30	0	49	131	50	87	4	0	23	4	1	12
J.Varitek	.286	148	507	78	145	38	0	19	62	53	144	13	0	10	13	1	3
J.Wilson	.285	159	634	79	181	32	10	11	69	27	61	4	10	26	6	3	21
M.Giles	.285	142	417	62	119	21	3	13	49	49	82	8	0	10	12	2	13
C.Lee	.273	159	627	93	171	24	1	30	92	41	94	10	0	9	12	0	0
M.Cuddyer	.272	130	364	54	99	30	1	18	63	34	81	9	0	13	7	3	9
K.Robinson	.270	63	100	16	27	4	0	0	13	7	3	0	0	1	14	3	1
A.Jones	.257	161	619	103	159	35	3	34	107	53	174	3	0	21	4	5	1
R.Sierra	.253	68	170	25	43	3	0	13	33	17	30	0	0	5	0	0	0
M.Kata	.246	122	175	24	43	9	2	4	19	17	33	0	0	1	7	2	2
L.Merloni	.244	112	209	19	51	12	2	2	18	18	65	1	0	2	1	1	6
S.Spencer	.238	55	122	17	29	7	0	3	13	16	27	2	0	1	0	0	3
R.Vazquez	.235	14	17	2	4	1	0	0	0	1	6	0	0	0	0	1	1
M.Restovich	.231	39	52	7	12	1	0	3	9	6	13	0	0	0	0	0	1
B.Grieve	.231	100	260	40	60	19	0	9	33	38	68	2	0	1	0	0	0
R.Sexson	.212	52	99	20	21	3	2	7	17	21	17	0	0	2	0	0	0
C.Aguila	.204	27	49	9	10	1	1	4	9	2	16	0	0	1	0	0	0
J.Jones	.200	155	449	54	90	17	0	17	51	39	104	6	0	15	8	2	0
R.Hammock	.189	79	159	14	30	11	1	3	11	3	48	0	0	10	1	0	0
J.Kroeger	.000	5	2	0	0	0	0	0	0	0	2	0	0	0	0	0	0
B.Harris	.000	1	1	0	0	0	0	0	0	0	0	0	0	1	0	0	0
ALL PITCHERS	----	162	0	0	0	0	0	0	0	0	0	0	0	0	0	0	12
-----	-----	-----	-----	-----	-----	-----	-----	-----	-----	-----	-----	-----	-----	-----	-----	-----	-----
TEAM TOTALS	.266		5680		1511		26		799		1155		10		89		85
		162		831		298		239		493		62		152		24	

NAME	ERA	W	L	PCT	G	GS	CG	SH	SV	IP	H	R	ER	HR	BB	SO	
G.Rusch	3.40	13	6	.684	80	0	0	0	14	143.0	152	63	54	12	37	97	
T.Sturtze	3.40	4	3	.571	44	0	0	0	5	84.2	60	33	32	14	41	59	
M.Koplove	3.82	5	3	.625	80	0	0	0	8	94.1	91	43	40	9	32	64	
S.Sullivan	4.24	0	0	----	40	0	0	0	0	57.1	72	27	27	4	18	42	
J.Williams	4.45	10	9	.526	25	25	1	1	0	141.2	121	76	70	15	67	69	
T.Tucker	4.58	5	6	.455	47	0	0	0	7	74.2	96	38	38	5	20	43	
D.Carrasco	5.00	0	0	----	18	0	0	0	0	36.0	45	21	20	4	17	20	
B.Neal	5.09	2	1	.667	68	0	0	0	4	46.0	45	28	26	5	20	28	
J.Grimsley	5.70	1	1	.500	25	0	0	0	1	23.2	30	19	15	4	18	10	
K.Ishii	5.91	10	9	.526	32	32	3	0	0	175.0	178	121	115	26	100	78	
J.Acevedo	6.27	12	13	.480	37	31	1	0	0	173.2	218	129	121	31	64	92	
E.Dubose	6.35	4	6	.400	14	14	2	0	0	73.2	82	59	52	15	44	50	
S.Sparks	6.82	4	9	.308	42	19	1	0	1	125.1	156	103	95	20	62	61	
S.Estes	7.93	7	19	.269	41	41	2	1	0	190.2	227	178	168	31	126	107	
F.Diaz	12.34	0	0	----	7	0	0	0	0	11.2	22	16	16	5	6	8	
ALL NON-PITCHERS	----	0	0	----	0	0	0	0	0	0.0	0	0	0	0	0	0	
Team								1					+0				
-----	-----	-----	-----	-----	-----	-----	-----	-----	-----	-----	-----	-----	-----	-----	-----	-----	-----
TEAM TOTALS	5.51		85		162		10		40		1595		889		672		828
		77		.475		162		3		1451.1		954		200			

Yorktown Admirals - 2005 Pitching

162 Gm.

PLAYER	G	GS	GC	W	L	S	IP	H	R	ER	W	K	ERA	HR	SH	MAX	LFT
Hasagawa, S.	6	0	0	1	0	0	10.00	6	3	0	3	4	0.00	0	0	75	65.00
Francisco, F.	46	0	0	3	7	25	55.00	43	20	18	31	70	2.95	4	0	56	1.00
Burba, D.	46	0	0	4	7	3	83.67	92	33	31	20	52	3.33	6	0	85	1.33
Sanchez, D.	43	0	0	0	2	0	80.67	92	41	40	32	44	4.46	8	0	88	7.33
Wuertz, M.	14	0	0	1	1	0	22.00	20	11	11	11	19	4.50	2	0	32	10.00
Myers, M.	29	0	0	3	0	0	23.33	27	12	12	16	15	4.63	2	0	47	23.67
Brower, J.	62	0	0	4	2	1	99.67	114	63	53	40	73	4.79	12	0	102	2.33
Wilson, P.	30	30	6	10	13	0	194.00	213	131	119	67	107	5.52	34	1	202	8.00
Miller, W.	15	15	3	4	5	0	95.67	91	60	60	54	89	5.64	15	0	98	2.33
Silva, C.	34	34	6	10	13	0	211.33	319	149	139	39	74	5.92	29	0	223	11.67
Mulder, M.	35	35	13	7	23	0	241.00	312	179	164	99	142	6.12	31	0	249	8.00
Betancourt, R.	53	0	0	4	5	1	71.00	97	53	51	17	71	6.46	10	0	74	3.00
Anderson, B.	31	31	4	4	17	0	158.00	227	120	114	53	58	6.49	27	0	183	25.00
Claussen, B.	2	2	0	0	2	0	9.33	11	7	7	10	3	6.75	1	0	73	63.67
Weathers, D.	17	15	0	4	6	0	85.67	96	68	66	48	69	6.93	17	0	90	4.33
Daigle, C.	0	0	0	0	0	0	0.00	0	0	0	0	0	ERR	0	0	54	54.00
Villarreal, O. (nc)	0	0	0	0	0	0	0.00	0	0	0	0	0	ERR	0	0	0	0.00
Player	0	0	0	0	0	0	0.00	0	0	0	0	0	ERR	0	0	0	0.00
Player	0	0	0	0	0	0	0.00	0	0	0	0	0	ERR	0	0	0	0.00
Player	0	0	0	0	0	0	0.00	0	0	0	0	0	ERR	0	0	0	0.00
Player	0	0	0	0	0	0	0.00	0	0	0	0	0	ERR	0	0	0	0.00
TEAM																	0

TOTALS

162 162 32 59 103 30 1440.34 1760 950 885 540 890 5.53 198 1

*=Traded

Also: **G** **GS** **GC** **W** **L** **S** **IP** **H** **R** **ER** **W** **K** **ERA** **HR** **SH**

Yorktown Admirals - 2005 Hitting

162 Games

Player	G	AB	H	2B	3B	HR	R	RBI	W	K	SB	CS	HBP	E	AVG	MAX	LFT
Cabrera, J. *	35	77	24	5	2	1	14	13	5	16	4	0	5	4	0.312	395	318
Magruder, C.	69	96	29	12	1	3	18	18	6	8	0	0	1	1	0.302	98	2
Barrett, M.	149	500	137	36	6	20	63	57	28	78	1	0	3	5	0.274	502	2
Ramirez, M.	162	615	168	38	1	48	104	133	83	143	0	0	4	5	0.273	625	10
Delgado, C.	149	504	137	35	0	32	73	88	49	123	0	0	21	8	0.272	504	0
Spezio, S.	80	164	44	8	2	5	26	20	11	22	1	0	1	6	0.268	404	240
Rollins, J.	162	664	176	34	6	13	87	74	50	71	29	15	1	11	0.265	703	39
Pratt, T.	60	138	36	14	0	3	15	27	14	27	0	0	1	0	0.261	141	3
Vina, F.	42	111	28	5	0	0	9	10	9	11	2	0	6	1	0.252	127	16
Chavez, E.	149	523	131	22	3	33	95	86	69	104	0	1	3	15	0.250	523	0
Perez, T.	85	248	62	8	1	5	21	28	14	23	0	1	0	4	0.250	305	57
Jiminez, D.	160	613	150	28	4	15	74	59	73	110	16	6	6	2	0.245	619	6
Griffey, K.	128	330	79	17	2	18	59	45	47	61	1	0	1	0	0.239	330	0
Raines, T.	51	103	24	9	0	0	10	9	5	15	8	0	5	0	0.233	103	0
Martinez, E. *	47	152	35	7	1	0	14	16	23	37	0	0	0	0	0.230	535	383
Kearns, A.	101	239	48	9	2	7	36	35	49	86	0	0	1	1	0.201	239	0
Mondesi, R.	58	145	28	6	0	0	19	9	19	41	0	0	1	1	0.193	146	1
Fordyce, B.	23	80	15	4	0	2	7	7	1	17	0	0	1	0	0.188	166	86
Ledee, R.	74	198	35	11	0	4	25	22	21	55	0	0	1	1	0.177	194	-4
Crozier, E.	10	24	3	0	1	2	4	3	1	6	0	0	0	2	0.125	36	12
Gettis, B.	11	21	2	0	1	0	4	2	7	9	0	0	1	2	0.095	43	22
Atkins, G. (nc)	0	0	0	0	0	0	0	0	0	0	0	0	0	0	ERR	0	0

Pitchers

TOTALS 162 5545 1391 308 33 211 777 761 584 1063 62 23 63 77 0.251

*=Traded

Catching Stats: Opp Att: 98 Opp St: 79 Opp %: 0.806

Salamis:

RECORD	GP	W	L	PCT
Home	81	33	48	0.407
Away	81	26	55	0.321
Totals	162	59	103	0.364

Also: G AB H 2B 3B HR R RBI W K SB CS HBP E AVG