





**THE  
FLY-BY-NIGHT  
2004 SEASON  
FINAL STATISTICS**

**OCTOBER 15, 2004**





NATIONAL LEAGUE  
○  
EAST



<b>HAZARDVILLE</b>	ave	oba	slug	g	ab	r	h	rbi	d	t	hr	bb	so	hbp	sb	cs	e	PA
Bruntlett, Eric	.400	.400	.1200	3	5	1	2	2	1	0	1	0	0	0	0	0	0	5
Berg, Dave	.397	.450	.562	32	73	16	29	12	4	1	2	7	8	0	0	0	1	80
Catalanotto, Frank	.329	.375	.524	99	340	54	112	50	28	4	10	18	38	7	0	0	2	365
Rolen, Scott	.313	.413	.579	162	611	129	191	142	56	4	33	97	114	7	7	5	23	715
Molina, Ben	.307	.329	.489	135	436	64	134	72	26	1	17	13	37	1	0	1	1	450
Olerud, John	.300	.389	.435	152	584	90	175	58	55	0	8	77	60	8	0	0	2	669
Hall, Billy	.297	.316	.446	26	74	14	22	14	4	2	1	2	18	0	0	0	4	76
Tejada, Miguel	.288	.343	.492	162	632	101	182	110	41	5	26	47	90	6	1	8	17	685
Green, Shawn	.282	.368	.461	156	549	89	155	74	36	1	20	65	98	9	1	1	5	623
Vidro, Jose	.282	.389	.450	153	553	100	156	60	45	3	14	84	53	13	0	3	15	650
Beltran, Carlos	.282	.378	.445	156	557	111	157	92	13	6	22	81	90	5	34	7	5	643
Sanders, Reggie	.272	.325	.536	136	390	81	106	89	21	5	24	30	96	1	6	3	5	421
Schneider, Brian	.262	.313	.518	64	164	23	43	30	10	1	10	10	35	2	0	0	0	176
Linden, Todd	.250	.250	.250	3	4	1	1	0	0	0	0	0	0	0	0	0	0	4
Clark, Brady	.233	.317	.356	45	90	16	21	11	4	2	1	10	13	1	3	2	0	101
Bagwell, Jeff	.221	.343	.416	160	611	103	135	95	20	0	33	102	144	11	16	1	0	724
Gonzalez, Wiki	.0	.0	.0	2	2	0	0	0	0	0	0	0	1	0	0	0	0	2
Pitchers	.500	.500	.500	3	2	1	1	0	0	0	0	0	1	0	0	0	8	2
<b>TOTALS</b>	<b>.286</b>	<b>.366</b>	<b>.479</b>	<b>162</b>	<b>5677</b>	<b>994</b>	<b>1622</b>	<b>911</b>	<b>364</b>	<b>35</b>	<b>222</b>	<b>643</b>	<b>896</b>	<b>71</b>	<b>68</b>	<b>31</b>	<b>88</b>	

<b>Pitchers</b>	era	w	l	s	pct	g	gs	cg	ip	h	hra	r	er	bb	k	hbp	sho	pts
Neu, Mike	0.00	0	0	0	-----	2	0	0	3.00	1	0	0	0	1	2	0		0
Yan, Esteban	0.00	0	0	0	-----	2	0	0	3.33	2	0	1	0	0	5	0		
Donnelly, Brendan	1.63	13	2	3	0.867	39	0	0	66.33	38	3	14	12	21	62	4		15
Gagne, Eric	2.31	6	5	38	0.545	56	0	0	70.00	45	4	20	18	17	108	4		72
Hudson, Tim*	2.57	22	8	0	0.733	36	36	5	259.34	237	14	82	74	54	169	10	1	
Oswalt, Roy	3.31	11	2	0	0.846	18	18	5	136.00	129	23	50	50	31	97	4	2	
Hammond, Chris	3.57	3	1	4	0.750	27	0	0	45.33	46	3	19	18	6	36	2		9
White, Gabe	3.58	2	1	1	0.667	31	0	0	32.67	21	8	13	13	4	13	2		2
Meche, Gil	4.06	14	4	0	0.778	29	29	1	186.33	188	25	96	84	73	123	10		
Rincon, Juan	4.36	5	3	2	0.625	41	0	0	66.00	78	4	34	32	25	46	1		3
Buehrle, Mark*	5.10	8	16	0	0.333	33	33	6	208.33	261	33	139	118	73	95	10	2	
Jimenez, Jose	5.13	1	0	1	1.000	16	0	0	40.33	43	2	23	23	10	12	0		3
Backe, Brandon	5.47	1	0	2	1.000	16	0	0	26.33	29	2	17	16	18	23	2		5
Cruz, Juan	5.60	1	1	1	0.500	13	0	0	27.33	29	4	20	17	16	23	0		1
Washburn, Jarrod*	6.22	9	12	0	0.429	31	31	6	209.67	263	50	153	145	55	109	8	1	
Lidle, Cory	7.71	6	5	0	0.545	15	15	4	81.67	103	16	71	70	38	54	1		
Cruz, Nelson	9.00	0	0	0	-----	1	0	0	2.00	3	0	2	2	0	1	0		0
Wellemeyer, Todd	10.80	0	0	0	-----	2	0	0	1.67	1	0	2	2	1	3	0		0
Groom, Buddy	40.48	0	0	0	-----	2	0	0	0.67	4	0	5	3	1	1	0		0
Team	----																	4
<b>TOTALS</b>	<b>4.28</b>	<b>102</b>	<b>60</b>	<b>52</b>	<b>0.630</b>	<b>162</b>	<b>162</b>	<b>27</b>	<b>1466.33</b>	<b>1521</b>	<b>191</b>	<b>761</b>	<b>697</b>	<b>444</b>	<b>982</b>	<b>58</b>	<b>10</b>	<b>110</b>

## ALLYN STREET 89ER's

NAME	BAVG	GM	AB	R	H	2B	3B	HR	RBI	BB	SO	HB	SB	CS	E
Bradley	.274	147	409	63	112	33	0	6	37	59	91	7	21	5	4
Furcal	.277	157	603	78	167	29	8	7	48	54	68	6	15	4	24
Hidalgo	.263	155	551	87	145	39	2	33	91	45	106	16	6	7	7
Soriano	.281	158	620	86	174	30	8	33	95	32	148	20	23	3	6
Berkman	.269	159	551	96	148	35	7	27	84	96	104	9	3	2	5
Lowell	.232	155	539	83	125	19	2	38	100	67	97	4	1	1	10
McGriff	.250	64	144	16	36	5	0	5	19	18	24	1	0	0	6
Millar,K	.245	127	335	42	82	21	2	14	45	39	85	5	1	0	3
Durazo	.260	46	77	7	20	6	0	3	11	20	12	1	0	1	0
Perez,N	.229	130	275	25	63	15	6	1	21	11	35	0	1	2	9
Hart,B	.246	92	203	23	50	11	2	3	19	4	41	7	3	1	3
Inge,B	.182	51	55	5	10	3	0	1	3	2	19	0	1	1	0
Perez,E	.289	110	242	22	70	11	0	5	26	8	24	0	0	0	2
Ojeda,M	.145	28	62	5	9	1	0	1	4	2	4	0	1	0	6
Michaels	.356	77	118	12	42	9	0	4	22	15	24	1	0	0	2
Goodwin	.273	117	143	21	39	9	1	0	8	12	27	0	25	4	2
Wilkerson	.210	88	286	48	60	13	0	15	38	53	91	2	11	3	5
Myers	.339	66	177	22	60	11	1	6	22	21	30	0	0	0	3
Redmond	.250	7	4	0	1	0	0	0	1	0	0	0	0	0	0
Wooten	.200	12	15	1	3	0	0	1	2	1	3	0	0	0	0
Vizcaino	.125	15	24	2	3	0	1	0	1	0	3	0	0	0	1
McCracken	.300	10	10	1	3	0	0	0	0	1	0	0	0	1	0
Singleton	.348	14	23	5	8	3	1	0	3	1	3	0	2	0	0
Bako	.208	13	24	0	5	2	0	0	4	3	4	0	0	0	2
All Pitchers	----	10	4	4	0	0	0	0	0	0	0	0	0	0	4
TEAM TOTALS	.261	162	5494	754	1435	305	41	203	704	564	1043	79	114	35	104

NAME	ERA	W	L	PCT	G	GS	CG	SH	SV	IP	H	R	ER	HR	BB	K
Halladay	2.89	23	11	.676	41	41	6	3	0	283.0	249	102	91	19	38	209
Nomo	3.80	23	7	.767	39	39	0	2	0	239.0	196	112	101	29	106	198
Traschel,S	4.92	13	14	.481	37	37	2	0	0	215.7	208	128	118	31	73	103
Reynolds,S	5.87	3	6	.333	17	17	0	0	0	76.7	88	51	50	10	24	39
Ortiz,R	3.51	2	1	.667	4	4	0	0	0	25.7	21	11	10	3	3	14
Hermanson	3.56	3	2	.600	23	13	0	0	1	73.3	78	30	29	5	19	38
Dickey,RA	5.62	3	5	.375	39	11	0	0	2	105.7	168	75	66	10	38	93
Dotel,O	2.06	5	6	.455	60	0	0	0	27	96.0	55	23	22	9	36	105
Wagner,B	1.73	6	5	.545	62	0	0	0	16	88.7	45	17	17	6	23	103
Quantrill,P	3.40	3	5	.375	60	0	0	0	2	82.0	70	34	31	7	19	49
Mantei,M	2.53	4	2	.667	56	0	0	0	1	57.0	40	16	16	4	18	72
Plesac,S	3.34	3	0	1.000	43	0	0	0	0	35.0	24	17	13	3	21	35
Looper,B	4.01	5	2	.714	53	0	0	0	2	83.0	87	38	37	8	27	49
Lincoln,B	3.00	0	0	----	7	0	0	0	0	6.0	3	2	2	0	4	4
Rooney,M	0.00	0	0	----	9	0	0	0	0	7.0	7	2	0	0	7	4
Simontacchi	0.00	0	0	----	3	0	0	0	0	0.3	1	0	0	0	1	0
Team									0							
TEAM TOTALS	3.68	96	66	.593	553	162	8	5	51	1474	1340	658	603	144	457	1115

## BURLINGTON

<b>PLAYERS</b>	<b>GA</b>	<b>AB</b>	<b>R</b>	<b>H</b>	<b>D</b>	<b>T</b>	<b>HR</b>	<b>RBI</b>	<b>BB</b>	<b>K</b>	<b>HBP</b>	<b>SB</b>	<b>CS</b>	<b>E</b>	<b>AVE</b>	<b>OBP</b>	<b>SLG</b>
Ellis	135	469	83	149	17	6	11	45	49	77	9	2	1	6	317.7	392.8	450
Ordonez	153	631	112	203	59	6	20	119	54	82	6	4	1	2	321.7	380.6	529
Huff	159	637	116	190	50	3	41	132	43	78	10		1	7	298.3	352.2	579
Broussard	103	364	52	84	22	1	20	64	30	68	8	4	1	12	230.8	303.5	462
Randa	153	550	67	168	31	2	17	76	48	63	5	2		11	305.5	366.5	462
Mora	124	377	58	104	13		18	61	47	82	11	6	1	3	275.9	372.4	454
Gonzalez	155	580	75	143	35	6	20	76	12	109	15			16	246.6	280.1	431
Cjohnson	103	392	41	71	13		14	45	36	68	2			3	181.1	253.5	321
Matos	112	435	77	134	26		18	46	16	82	5	21	5	3	308	339.9	492
Roberts	74	264	44	64	9	4	2	23	25	21	3	26	2	4	242.4	315.1	330
Anderson	61	193	34	73	22	2	6	41	20	12	1	5	1	4	378.2	439.3	606
Martinez	53	135	19	38	5		2	16	14	17	1	1		1	281.5	353.3	363
Castro	31	58	11	20	2		6	9	10	6				0	344.8	441.2	690
Difelice	37	73	9	16	6		1	4	7	15	2			0	219.2	304.9	342
Mateo	1	0	0	0	0	0	0		1						---	---	---
Rjohnson	116	380	55	114	14	0	5	37	23	60	23	3	2		300	375.6	376
Pitchers	1	1	0	0	0	0	0	0	0	0	0	0	0	12	---	---	---
<b>TEAM</b>	<b>GA</b>	<b>AB</b>	<b>R</b>	<b>H</b>	<b>D</b>	<b>T</b>	<b>HR</b>	<b>RBI</b>	<b>BB</b>	<b>K</b>	<b>HBP</b>	<b>SB</b>	<b>CS</b>	<b>E</b>	<b>AVE</b>	<b>OBP</b>	<b>SLG</b>
<b>TOTALS</b>	162	5539	853	1571	324	30	201	794	435	840	101	74	15	84	283.6	346.8	462

<b>PITCHERS</b>	<b>GA</b>	<b>GS</b>	<b>CG</b>	<b>W</b>	<b>L</b>	<b>SA</b>	<b>PER</b>	<b>IP</b>	<b>H</b>	<b>R</b>	<b>ER</b>	<b>HR</b>	<b>Sh</b>	<b>HB</b>	<b>BB</b>	<b>K</b>	<b>ERA</b>
Williams	33	33	5	16	11	0	593	224	240	136	133	28	0	10	72	147	5.34
Vazquez	33	33	12	21	12	0	636	249	189	79	71	25	1	5	45	266	2.57
Wells	32	32	5	14	10	0	583	214	196	112	104	27	1	6	91	136	4.37
Eaton	32	32	3	14	9	0	609	200	200	112	104	19	0	6	69	139	4.68
Chacon	23	23	2	8	8	0	500	148	142	75	75	16	0	2	51	92	4.56
Julio	34	0	0	2	3	4	400	47	44	26	24	5	0	0	15	33	4.60
Marquis	40	0	0	5	9	18	357	44	58	32	27	5	0	0	23	17	5.52
Moss	41	5	0	3	5	2	375	117	125	72	66	17	0	3	47	43	5.08
Bong	19	0	0	0	0	1	---	46	33	20	19	3	0	1	25	35	3.72
Hackman	39	0	0	2	3	4	400	58.3	71	41	40	9	0	0	22	38	6.17
Macdougall	6	0	0	0	1	1	0	5.3	4	3	1	0	0	0	3	2	1.70
Romero	0	0	0	0	0	0	---	0	0	0	0	0	0	0	0	0	---
Rodney	4	0	0	0	0	0	---	4	3	1	1	0	0	0	1	1	2.25
Balfour	7	0	0	1	0	1	1000	12.3	10	10	10	3	0	0	12	13	7.32
Armas	4	4	1	3	1	0	750	29	27	9	9	5	0	1	5	17	2.79
Stark	1	0	0	0	0	0	---	1.3	2	0	0	0	0	0	0	0	0.00
George		0	0				---							0			---
Asencio		0	0				---							0			---
Roberts	4	0	0	1	0	0	1000	7.6	6	5	5	0	0	0	4	4	5.92
Team																	
<b>TEAM</b>	<b>GA</b>	<b>GS</b>	<b>CG</b>	<b>W</b>	<b>L</b>	<b>SA</b>	<b>PER</b>	<b>IP</b>	<b>H</b>	<b>R</b>	<b>ER</b>	<b>HR</b>	<b>Sh</b>	<b>HB</b>	<b>BB</b>	<b>K</b>	<b>ERA</b>
<b>TOTALS</b>	162	162	28	90	72	31	556	1407	1350	733	689	162	2	34	485	983	4.41

## US JARHEADS

NAME	BAVG	GM	AB	R	H	2B	3B	HR	RBI	BB	SO	HB	SB	CS	E
Anderson,G	0.306	161	656	105	201	50	4	44	154	35	104	0	4	6	2
Bloomquist	0.296	88	169	29	50	2	1	2	10	12	31	2	5	1	5
Blum	0.278	141	342	41	95	17	0	9	39	21	47	2	0	0	8
Burnitz	0.182	85	231	27	42	9	1	10	29	9	52	1	4	1	1
Cabrera,O	0.281	162	670	106	188	59	2	16	71	46	60	0	15	1	15
Chavez,En	0.257	122	268	41	69	11	3	2	35	23	28	0	21	7	1
Ford,L	0.312	67	77	11	24	4	0	2	21	20	11	5	1	0	1
Freel	0.257	75	148	23	38	9	0	5	21	11	13	4	15	3	4
Gonzalez,R		0	0	0	0	0	0	0	0	0	0	0	0	0	0
Kent	0.301	147	555	85	167	47	7	24	89	34	93	8	5	3	0
Lieberthal	0.306	151	549	79	168	26	3	17	93	35	70	19	0	0	11
Ludwick	0.247	37	93	16	23	6	2	3	15	8	28	0	1	0	0
Moeller	0	4	4	0	0	0	0	0	0	0	1	0	0	0	1
Overbay	0.241	137	274	31	66	18	1	5	27	36	67	1	0	2	2
Phelps	0.238	124	336	42	80	10	1	6	33	25	85	7	0	0	8
Tucker	0.23	147	404	55	93	15	4	15	38	41	101	5	1	0	0
Wilson,C	0.262	82	191	41	50	11	2	7	34	34	44	8	0	2	1
Young,M	0.286	159	632	84	181	31	9	13	65	39	106	0	10	5	15
ALL PITCHERS	----	162	0	0	0	0	0	0	0	0	0	0	0	0	8
TEAM TOTALS	0.274	162	5599	816	1535	325	40	180	774	429	941	62	82	31	83

NAME	ERA	W	L	PCT	G	GS	CG	SH	SV	IP	H	R	ER	HR	BB	K
Bynum	----	0	0	----	0	0	0	0	0	0.0	0	0	0	0	0	0
Benoit	9.68	0	1	0.000	4	4	0	0	0	17.7	23	19	19	6	10	13
D'Amico	4.30	13	8	0.619	29	29	3	1	0	192.7	203	96	92	20	34	89
Farnsworth	4.93	3	9	0.250	71	0	0	0	24	84.0	67	49	46	12	43	107
Fuentes	3.04	2	0	1.000	48	0	0	0	3	74.0	52	25	25	8	28	66
Glover	5.40	0	2	0.000	7	0	0	0	0	5.0	6	4	3	1	2	0
Levine	6.61	0	1	0.000	19	0	0	0	0	32.7	32	25	24	5	16	22
Lidge	4.31	6	5	0.545	76	0	0	0	4	94.0	85	46	45	16	41	119
Linebrink	4.81	6	6	0.500	19	19	0	1	0	101.0	84	57	54	10	43	76
Pineiro	4.06	16	15	0.516	37	37	1	3	0	233.0	231	116	105	116	75	188
Riske	2.73	4	2	0.667	60	0	0	0	8	79.1	55	25	24	11	14	89
Robertson	----	0	0	----	0	0	0	0	0	0.0	0	0	0	0	0	0
Rodriguez	----	0	0	----	0	0	0	0	0	0.0	0	0	0	0	0	0
Schoeneweis	3.13	3	1	0.750	49	0	0	0	2	54.7	55	21	19	7	15	42
Stanford	3.49	7	1	0.875	10	10	0	2	0	54.1	52	22	21	4	20	32
Sturtze	----	0	0	----	0	0	0	0	0	0.0	0	0	0	0	0	0
Telemaco	3.29	6	2	0.750	8	8	2	0	0	49.2	56	22	18	2	14	26
Villafuerte	----	0	0	----	0	0	0	0	0	0.0	0	0	0	0	0	0
Webb	3.52	12	10	0.545	28	28	7	3	0	196.7	157	84	77	22	7	139
Wunsch	----	0	0	----	0	0	0	0	0	0.0	0	0	0	0	0	0
Johnson,J	0.00	11	10	0.524	27	27	4	2	0	176.7	192	83	0	38	73	116
TEAM TOTALS	3.56	89	73	0.549	492	162	17	12	41	1444	1350	694	572	278	435	1124

### Wall Street Barons


Name	G	AB	R	H	2B	3B	HR	Bi	HP	BB	K	SB	CS	DP	sac	SF	E	inj	po	BA	ob%	slg
Abreu, B.	159	603	94	165	43	2	12	86	4	80	137	10	3	19		8	9	6		274	362	411
Batista, T.	22	43	2	8	3		1	3			8		1	2			2			186	186	326
Castro, J.	113	223	31	51	8	2	6	19		10	51		1	6	4		7	9	1	229	262	363
Crede, J.	157	550	60	124	29	1	9	49	5	36	91	1		13			10	2		225	279	331
Cust, J.	16	32	10	11	2	1	5	9		4	14									344	417	938
DeRosa, M.	115	265	24	61	11	1	4	32	5	10	57	1	1	7		3	8		1	230	271	325
Dye, J.	10	13		2							1									154	154	154
Floyd, C.	145	400	57	113	24	6	18	67	8	61	61		1	9			11	16	1	283	388	508
Grudzielanek, M.	150	522	61	145	37	1	3	40	11	33	74	8	2	13	1		12	8	2	278	334	370
Houston, T.	14	24	2	5	2		1	2			6							1		208	208	417
Jeter, D.	148	530	90	161	27	2	15	65	15	48	107	14	6	14	6	2	9	11	3	304	378	447
Johnson, N.	141	355	51	85	21	2	8	36	13	71	68	5	2	22		6	13	16	1	239	385	377
Kapler, G.	112	234	25	59	13		3	26		20	41	6	2	6		6	11	4	1	252	311	346
Laird, G.	13	17	2	6	1	1				4	4									353	476	529
LoDuca, P.	158	586	62	134	37	1	6	50	6	35	73			30	2	3	13	8		229	279	326
McCarty, D.	44	58	6	17	8		1	10		4	22			1		1	1			293	339	483
Quinlin, R.	22	58	5	12		1				3	14	1	1	2			1			207	246	241
Segui, D.	98	249	26	69	13	1		19		35	53		1	6		1	6	8	1	277	366	337
Ward, D.	1	1																		0	0	0
Wells, V.	157	632	94	184	42	1	32	128	9	38	71	5	3	16		4	4	11	1	291	340	513
Wilson, V.	89	160	16	33	3	2	7	23	2	6	26		1	2		1	1	1		206	244	381
pitchers		8	7	2				3							15		5			250	250	250
TOTALS	162	5563	725	1447	324	25	131	667	78	498	979	51	25	168	28	35	123	101	12	260	330	398

Pitchers	W	L	Sv	G	GS	CG	SO	IP	H	R	ER	HR	BB	IW	K	HP	WP	BK	PO	era	whip	E
Ainsworth, K.	5	3	1	15	13			75.00	83	45	39	5	34		45	3	3			4.68	14.40	
Anderson, Ja.	1	0		11				15.00	25	13	11	4	6	1	7		4			6.60	18.60	
Corey, M.	0	1		30				27.00	27	20	17	6	9	1	24	1	3		1	5.67	12.33	
Hendrickson, M.	0	1		2	2	1		16.67	17	11	11	3	9		8	1	1			5.94	14.58	
Kim, BH	5	9		28	20	1	1	134.00	121	63	61	12	39		99	9	2		1	4.10	11.35	1
Kinney, M.	4	10		23	19	4		107.33	136	105	94	22	71	1	86	5	9	1	1	7.88	17.78	
Myers, B.	10	18		31	31	6		204.00	278	163	148	27	97	1	140	17	13		2	6.53	17.29	2
Nathan, J.	6	6	6	69				87.33	63	41	36	11	42		91	4	8	1	1	3.71	11.23	
Osuna, A.	1	1	5	42				56.33	59	29	27	3	25		61	3	4			4.31	13.90	
Rhodes, A.	5	2		50				58.67	60	19	11	6	14	2	35	2	2			1.69	11.66	
Rodriguez, F.	6	11	29	60				94.33	69	36	34	11	45	1	115	4	9		3	3.24	11.26	
Shouse, B.	3	1		58				66.67	78	41	39	8	14	2	40	4	1		1	5.26	12.96	
Strickland, S.	nc																					
Tomko, B.	1	2		3	3	1		23.00	30	17	16	3	4		7	1	1			6.26	13.70	
Vargas, C.	6	7		24	22			125.67	134	74	70	23	34	1	68	7	4			5.01	12.53	
Wright, D.	4	5		15	14	2		95.00	96	68	49	15	58		68	7	7			4.64	15.25	1
Zito, B.	10	18		38	38	3		255.00	252	136	114	22	123	8	170	10	6			4.02	13.59	
TOTALS	67	95	41	162	162	18	3	1441.00	1528	881	777	181	624	18	1064	78	77	2	10	4.85	13.93	4


## Poquonock Chiefs

CHIEFS	AVG	OBP	SLG	G	AB	R	H	D	T	HR	RBI	BB	SO	SB	CS	E	hbp	sac	gidp
Oliver	.500	.500	.500	2	2	1	1	0	0	0	0	0	1	0	0	0	0	0	0
Wood	.400	.500	.400	7	5	1	2	0	0	0	0	1	1	0	0	0	0	5	0
Riggs	.390	.463	.678	24	59	11	23	5	0	4	12	8	5	2	1	3	0	0	1
Cabrera	.305	.343	.554	119	341	45	104	19	3	20	74	19	83	0	0	4	1	0	9
Laker	.291	.331	.448	59	165	17	48	15	1	3	22	10	40	4	2	0	0	1	4
Fordyce	.290	.329	.383	117	334	42	97	6	2	7	31	17	42	0	0	2	2	8	5
Petrick	.286	.366	.444	34	63	7	18	4	0	2	7	8	19	0	0	1	0	0	1
Cedeno	.281	.317	.382	123	377	41	106	26	0	4	20	20	67	9	3	5	0	1	5
Baldelli	.266	.299	.380	161	635	68	169	30	9	8	54	22	140	31	9	4	8	3	12
Hudson	.264	.326	.386	144	466	57	123	17	8	8	60	39	85	7	1	11	4	1	20
Burroughs	.260	.311	.341	154	566	56	147	26	7	2	56	36	80	2	0	16	6	0	19
Greene	.254	.329	.493	47	71	10	18	4	2	3	7	7	15	0	0	7	1	2	1
Biggio	.253	.342	.423	158	584	96	148	49	4	14	61	47	120	2	1	0	32	3	5
Drew	.251	.338	.444	116	311	43	78	19	4	11	50	34	47	1	3	0	7	1	10
Simon	.236	.277	.368	102	318	30	75	12	0	10	35	17	38	0	0	2	1	1	6
Estrada	.235	.316	.235	17	34	2	8	0	0	0	4	2	3	0	0	0	2	0	1
Womack	.229	.263	.328	86	131	14	30	3	2	2	12	5	26	18	2	7	1	8	1
Morris	.222	.277	.285	61	144	17	32	1	1	2	14	11	20	0	0	2	0	1	4
Morneau	.208	.276	.377	22	53	5	11	3	0	2	8	5	15	0	0	2	0	0	2
Uribe	.202	.251	.344	122	317	38	64	14	2	9	31	21	59	9	2	19	0	5	7
Monroe	.196	.270	.370	73	138	17	27	6	0	6	22	14	36	0	0	3	0	0	3
Burrell	.166	.278	.255	100	271	25	45	9	0	5	25	41	77	0	0	2	1	0	13
Choi	.160	.302	.311	92	206	21	33	14	1	5	22	34	77	2	0	7	8	0	5
pitchers				0	0	3	0	0	0	0	0	0	0	0	0	5	0	0	0
TOTALS	.252	.312	.387	162	5591	667	1407	282	46	127	627	418	1096	87	24	102	74	40	134

CHIEFS	E.R.A.	W	L	SV	G	GS	CG	IP	H	R	ER	BB	SO	HR	S
Baez, Danys	2.57	2	5	24	59	0	0	80 2/3	54	23	23	27	60	11	0
Dempster, Ryan	3.36	5	0	3	57	0	0	107	101	46	40	48	71	9	0
Hodges, Trey	3.48	3	8	2	47	0	0	72 1/3	67	33	28	23	68	6	0
Wood, Kerry	4.23	17	13	0	33	33	5	232	172	111	109	129	301	32	0
Mulholland, Terry	4.90	1	3	1	62	0	0	104 2/3	115	65	57	50	36	12	0
Padilla, Vicente	5.08	11	21	0	37	37	4	228 2/3	269	149	129	71	125	27	1
Fossum, Casey	5.48	0	4	4	58	0	0	67 1/3	74	44	41	36	53	10	0
Fogg, Josh	5.68	6	14	0	26	26	1	145 2/3	176	96	92	55	54	21	0
Tsao	6.57	0	0	2	9	0	0	12 1/3	16	9	9	3	6	5	
Gobble, Jimmy	7.13	1	3	0	9	9	2	53	63	52	42	24	27	10	0
Haren	7.34	2	8	0	12	12	0	57 2/3	82	48	47	27	31	8	0
Oliver, Darren	7.66	6	16	0	30	30	3	168	226	156	143	96	59	20	1
Kennedy, Joe	8.31	4	9	0	28	15	4	121 1/3	174	120	112	64	59	20	0
TOTALS	5.41	58	104	36		162	19	1450 2/3	1589	952	872	653	950	191	4



NATIONAL LEAGUE  
○  
WEST



## Jersey City G-Men 2004

	AVG	GM	AB	R	H	2B	3B	HR	RBI	BB	HBP	SO	SB	CS	E	OBP	SLG
Kotsay	.257	152	525	78	135	25	5	12	46	65	0	84	4	2	1	.339	.392
Thomas	.245	157	593	139	145	28	3	54	128	109	15	139	0	0	0	.375	.575
Klesko	.287	144	422	75	121	28	4	35	76	79	7	89	1	0	10	.407	.621
D.Young	.287	161	607	87	174	30	9	37	112	40	10	152	1	1	8	.341	.549
Salmon	.304	155	506	96	154	48	6	32	117	65	12	75	1	0	11	.396	.613
Ventura	.260	146	384	63	100	13	1	24	54	61	0	80	0	0	8	.362	.487
Belliard	.277	153	501	73	139	40	2	6	66	54	3	84	5	0	21	.351	.401
Hall	.253	147	447	60	113	22	1	20	81	21	11	47	0	0	11	.303	.441
Vizquel	.283	108	230	39	65	8	3	0	18	31	0	20	22	3	7	.368	.343
Buchanan	.305	85	167	42	51	10	2	10	39	27	3	39	5	0	0	.411	.569
Everett	.248	117	319	51	79	17	1	10	26	23	8	56	5	0	11	.314	.401
Flaherty	.327	45	98	13	32	7	0	7	23	6	2	18	0	0	0	.377	.612
Dellucci	.219	137	210	25	46	14	3	4	15	21	2	55	6	5	1	.296	.371
M.Williams	.324	80	142	36	46	9	0	14	48	25	2	12	0	0	4	.432	.683
D.Jackson	.200	75	60	8	12	20	0	1	4	4	0	9	11	3	2	.250	.583
Blake	.307	49	101	18	31	5	3	4	12	5	3	18	2	0	2	.358	.535
Butler	.323	30	62	6	20	7	1	1	4	3	0	5	0	0	1	.354	.516
Estalella	.121	26	33	6	4	0	0	2	4	7	0	16	0	0	0	.275	.303
Daubach	.045	13	22	2	1	0	0	0	1	5	0	10	0	0	1	.222	.045
Colburnn	.182	8	11	0	2	0	0	0	2	2	0	3	0	0	0	.308	.182
Nivar	.500	10	2	0	1	0	0	0	0	0	0	0	5	1	0	.500	.500
Greene	.000	1	1	0	0	0	0	0	0	0	0	0	0	0	0	.000	.000
Tatis	DNP																
Pitchers	.000	0	0	0	0	0	0	0	0	0	0	0	0	0	8	.000	.000
	.270	162	5443	917	1471	331	44	273	876	653	78	1011	68	15	107	.357	.498

	ERA	W	L	PCT	SV	G	GS	CG	SHO	IP	H	R	ER	HR	BB	SO	RATIO
Schmidt	2.66	21	7	.750	0	32	32	7	2	230.0	178	76	68	24	52	215	1.00
Moyer	3.91	17	8	.680	0	35	35	9	1	237.0	241	114	103	36	83	131	1.37
Suppan	5.06	15	12	.556	0	35	35	0	0	208.0	237	124	117	35	54	118	1.40
Penny	4.35	20	10	.667	0	33	33	1	0	213.0	240	120	103	26	44	152	1.33
Bonderman	4.20	10	4	.714	0	22	17	2	0	120.0	126	64	56	12	37	83	1.36
Towers	3.06	5	2	.714	0	12	9	1	1	64.7	57	25	22	11	14	39	1.10
Bell	3.86	1	0	1.000	0	1	1	0	0	7.0	8	4	3	1	4	4	1.71
Gordon	3.16	6	5	.545	38	56	0	0	0	74.0	50	29	26	5	24	90	1.00
Herges	3.60	5	6	.455	6	50	0	0	0	75.0	61	32	30	8	23	71	1.12
Spier	4.14	0	1	.000	6	46	0	0	0	74.0	78	36	34	11	18	59	1.30
Worrell	2.55	1	1	.500	4	44	0	0	0	70.7	59	23	20	2	18	53	1.09
J.Lopez	2.93	2	2	.500	4	52	0	0	0	55.3	54	20	18	4	17	37	1.28
Calero	3.86	0	0	----	1	6	0	0	0	7.0	6	3	3	0	3	3	1.29
Ramirez.E	1.80	0	0	----	0	10	0	0	0	10.0	7	2	2	1	1	7	0.80
Shuey	10.81	0	0	----	0	7	0	0	0	3.3	2	4	4	1	2	1	1.20
Lightenberg	6.30	0	1	.000	0	18	0	0	0	10.0	14	10	7	1	4	6	1.80
Team									6								
	3.80	103	59	.636	59	162	162	20	10	1459.0	1418	686	616	178	398	1069	1.24

## CONNECTICUT BLUE DEVILS 2004

	AVG	GM	AB	R	H	2B	3B	HR	RBI	BB	HBP	SO	SB	CS	E	OBP	SLG
Ryan,M	.478	40	69	16	33	10	0	9	26	10	0	15	2	0	0	.544	1.014
Bigbie,L	.344	112	317	56	109	11	2	13	44	34	0	61	5	2	0	.407	.514
Mueller,B	.341	155	578	96	197	40	4	20	100	61	11	101	0	0	19	.414	.528
Bryd,M	.334	148	539	96	180	30	5	9	46	44	10	105	7	4	5	.395	.458
Renteria,E	.328	162	640	105	210	50	1	19	78	64	0	57	34	12	24	.389	.498
Jenkins,G	.307	151	538	91	165	34	4	34	119	53	5	126	0	0	0	.374	.574
Hafner,T	.305	72	203	29	62	17	5	8	28	12	8	51	0	0	3	.368	.557
Boone,A	.294	130	401	63	118	20	2	15	57	16	7	70	4	3	6	.333	.466
Bay,J	.289	51	97	21	28	10	0	8	22	30	1	31	0	2	1	.461	.639
Piazza,M	.282	101	259	47	73	17	1	12	41	33	9	50	0	0	5	.382	.494
Alomar,R	.273	145	501	77	137	31	0	5	40	39	5	88	8	3	11	.332	.365
Ross,D	.268	62	138	29	37	11	0	13	39	19	0	39	0	0	3	.357	.630
Larue,J	.253	137	383	40	97	27	1	13	55	21	19	118	1	0	11	.324	.431
Williams,B	.250	25	56	8	14	2	0	1	8	11	0	7	0	0	0	.373	.339
Martinez,T	.237	133	452	58	107	18	1	12	62	55	13	60	0	1	3	.337	.361
Wigginton,T	.233	86	150	24	35	12	2	5	22	23	3	37	0	2	7	.347	.440
Encarnacion,J	.224	136	402	48	90	24	4	9	41	26	4	55	12	5	1	.278	.371
Perez,A	.171	19	35	5	6	1	0	2	3	8	0	10	2	2	1	.326	.371
Torres,A	.154	10	13	2	2	2	0	0	2	0	0	1	0	1	0	.154	.308
Pitchers	.250	162	8	1	2	1	0	0	1	0	0	0	0	0	7	.250	.375
Team Totals	.295		5,779	912	1,702	368	32	207	834	559	95	1,082	75	37	107	.366	.477

	ERA	W	L	PCT	SV	G	GS	CG	SHO	IP	H	R	ER	HR	BB	SO	RATIO
Mota,G	1.39	10	5	.667	42	74	0	0	0	116.7	82	27	18	8	29	122	0.95
Remlinger,M	3.04	3	2	.600	3	65	0	0	0	74.0	47	25	25	9	37	88	1.14
Benitez,A	3.40	7	2	.778	2	58	0	0	0	79.3	68	30	30	7	36	71	1.31
King,R	3.44	4	3	.571	1	79	0	0	0	65.3	58	29	25	2	35	53	1.42
Bradford,C	3.94	5	3	.625	0	84	0	0	0	80.0	79	37	35	11	29	65	1.35
Morris,M	4.07	13	10	.565	0	30	30	1	1	190.3	181	92	86	26	57	133	1.25
Pavano,C	4.08	19	6	.760	0	36	36	0	0	220.3	245	109	100	26	50	143	1.34
Wells,D	4.37	17	10	.630	0	36	36	2	0	230.7	260	121	112	36	42	122	1.31
Gaudin,C	4.84	4	1	.800	0	9	8	0	0	44.7	44	24	24	9	13	20	1.28
Lopez,R	4.91	1	0	1.000	0	3	3	0	0	14.7	18	8	8	1	4	13	1.50
Riedling,J	5.25	4	5	.444	0	46	12	1	0	111.3	105	67	65	8	39	60	1.29
Radke,B	6.84	15	13	.536	0	37	37	1	0	218.3	303	177	166	46	44	113	1.59
Vizcaino,L	8.03	0	0	----	0	9	0	0	0	12.3	16	11	11	3	3	19	1.54
Haynes,J	----	0	0	----	0	0	0	0	0	-	0	0	0	0	0	0	----
Howard,B	----	0	0	----	0	0	0	0	0	-	0	0	0	0	0	0	----
Griffiths,J	----	0	0	----	0	0	0	0	0	-	0	0	0	0	0	0	----
Garcia,R	----	0	0	----	0	0	0	0	0	-	0	0	0	0	0	0	----
Williams,M	----	0	0	----	0	0	0	0	0	-	0	0	0	0	0	0	----
Team									7								
Team Totals	4.35	102	60	.630	48	566	162	5	8	1,458.0	1,506	757	705	192	418	1,022	1.32

**KLEE'S KLUBBERS**

KLUBBER	G	AB	H	2B	3B	HR	R	RBI	S	SF	SB	CS	HBP	BB	K	BA	TB	OBA	SLG	E
LUIS CASTILLO	161	637	184	24	9	3	115	39	4	2	54	32	5	86	68	0.289	235	0.377	0.369	15
RANDY WINN	161	633	171	31	2	15	83	67	0	4	23	9	5	32	131	0.270	251	0.309	0.397	1
ARAMIS RAMIREZ	159	602	142	34	1	24	68	84	0	4	0	0	11	36	91	0.236	250	0.289	0.415	38
ANGEL BERROA	153	550	146	27	9	14	71	55	5	3	26	3	22	33	101	0.265	233	0.331	0.424	20
SCOTT PODSEDNIK	147	533	179	27	6	6	87	68	5	5	51	9	6	47	83	0.336	236	0.393	0.443	2
DOUG MIENTKIEWICZ	150	521	154	37	3	10	103	60	0	2	2	1	6	64	59	0.296	227	0.378	0.436	5
JORGE POSADA	154	510	162	22	6	38	103	130	2	10	1	0	13	82	101	0.318	310	0.418	0.608	8
RAFAEL PALMEIRO	142	503	128	19	3	35	68	84	0	3	1	0	5	54	64	0.254	258	0.331	0.513	
JUAN GONZALEZ	124	363	99	30	0	34	57	92	0	6	1	1	4	12	110	0.273	231	0.299	0.636	1
MATT LECROY	115	336	91	19	1	12	44	52	0	3	0	0	2	24	73	0.271	148	0.321	0.440	3
EDUARDO PEREZ	88	208	54	8	0	13	34	37	0	1	3	2	5	24	53	0.260	101	0.349	0.486	3
DUSTAN MOHR	105	196	44	7	1	7	30	33	0	2	2	1	1	12	60	0.224	74	0.270	0.378	
RAMON SANTIAGO	50	63	18	5	1	1	19	10	2	0	5	1	2	3	8	0.286	28	0.338	0.444	3
MIGUEL OLIVO	5	6	1	1	0	0	0	0	0	0	0	0	0	0	2	0.167	2	0.167	0.333	
FREDDY SANCHEZ	3	5	2	0	0	0	1	0	0	0	0	0	0	0	1	0.400	2	0.400	0.400	
STEVE SMITHERMAN	3	2	0	0	0	0	0	0	0	0	0	0	0	0	0	0.000	0	0.000	0.000	
ALFREDO AMEZAGA	9	2	1	0	0	1	1	1	0	0	0	1	0	2	0	0.500	4	0.750	2.000	
CAL ELDRED	1	1	0	0	0	0	0	0	0	0	0	0	0	0	1	0.000	0	0.000	0.000	
TIM REDDING	1	0	0	0	0	0	1	0	0	0	0	0	0	0	0	----	0	----	----	
JOHN HALAMA	1	0	0	0	0	0	0	0	0	0	0	0	0	0	0	----	0	----	----	

---

TOTAL	1732	5671	1576	291	42	213	885	812	18	45	169	60	87	511	1006	0.278	2590	0.344	0.457	99
-------	------	------	------	-----	----	-----	-----	-----	----	----	-----	----	----	-----	------	-------	------	-------	-------	----

KLUBBED	G	GS	CG	W	L	PCT	IP	H	R	ER	HR	BB	K	ERA	SV	HD	E	SHO
KEVIN MILLWOOD	38	38	8	15	16	0.484	243.33	270	168	135	30	71	190	4.99	0	0	2	1
BRIAN LAWRENCE	33	33	6	16	11	0.593	221.67	227	118	105	29	54	109	4.26	0	0	2	2
KYLE LOHSE	28	28	5	12	10	0.545	178.00	216	119	114	33	34	126	5.76	0	0	1	1
TIM REDDING	25	25	3	8	12	0.400	152.00	157	106	89	19	50	107	5.27	0	0	2	0
JOHN LACKEY	25	25	3	7	8	0.467	147.33	167	94	87	28	50	100	5.31	0	0	0	0
JOHN HALAMA	40	0	0	1	0	1.000	82.67	96	56	54	14	36	31	5.88	0	14	1	0
JOSE CONTRERAS	41	0	0	8	5	0.615	73.67	64	34	31	7	35	72	3.79	4	12	1	0
LANCE CARTER	54	0	0	4	2	0.667	69.33	57	23	23	8	18	41	2.99	1	23	0	0
BEN WEBER	45	0	0	1	1	0.500	60.33	63	26	20	7	14	26	2.98	3	19	1	0
TED LILLY	11	11	2	3	5	0.375	59.67	62	38	35	3	33	57	5.28	0	0	0	2
JOE BOROWSKI	52	0	0	5	7	0.417	59.00	40	20	18	7	26	51	2.75	27	6	0	0
STERLING HITCHCOCK	31	0	0	1	1	0.500	42.00	35	22	20	6	10	42	4.29	2	14	0	0
CLIFF POLITTE	26	0	0	1	0	1.000	26.00	31	20	19	7	9	13	6.58	0	10	0	0
NELSON FIGUEROA	6	0	0	0	0	----	17.67	15	14	10	4	3	10	5.09	0	1	0	0
AARON HEILMAN	1	1	0	0	1	0.000	5.33	3	2	1	0	2	2	1.69	0	0	0	0
CAL ELDRED	6	0	0	0	0	----	4.67	5	6	6	2	3	4	11.56	0	1	0	0
DEWON BRAZLETON	1	1	0	0	1	0.000	2.67	5	4	4	1	1	0	13.48	0	0	0	0
JUAN ACEVEDO	1	0	0	0	0	----	1.00	1	0	0	0	1	1	0.00	0	1	0	0

---

TOTAL	464	162	27	82	80	0.506	1446.3	1514	870	771	205	450	982	4.80	37	101	10	6
-------	-----	-----	----	----	----	-------	--------	------	-----	-----	-----	-----	-----	------	----	-----	----	---

Primary Player Statistics For 2004 New England Angels Totals After 162 Games

NAME	BAVG	GM	AB	R	H	2B	3B	HR	RBI	BB	SO	HB	SH	DP	SB	CS	E
C. Koski e	.315	143	479	67	151	25	0	8	71	64	97	11	1	9	8	2	11
B. Ful lmer	.310	74	200	39	62	13	3	6	37	29	34	3	0	3	7	7	0
C. Truby	.292	20	48	1	14	1	0	0	5	6	12	0	0	1	0	0	0
S. Stewart	.284	155	619	78	176	49	2	9	67	46	70	6	0	3	6	0	8
A. Kennedy	.283	136	428	72	121	19	4	16	53	38	60	13	6	7	18	11	9
J. Gui l l en	.266	147	538	57	143	23	1	19	91	23	94	11	4	13	1	0	9
J. Phi l l i ps	.264	133	416	50	110	27	0	11	49	34	51	14	0	11	0	0	8
M. Matheny	.264	137	409	41	108	21	6	6	41	23	75	3	7	6	1	0	0
X. Nady	.256	92	242	23	62	12	0	5	21	11	51	3	0	1	2	0	1
J. Davanon	.250	121	348	62	87	15	0	21	60	55	58	1	0	4	14	1	4
J. Pi erre	.250	160	681	91	170	27	9	1	53	50	73	5	4	5	76	11	2
D. Garci a	.245	28	49	4	12	2	0	1	8	3	9	2	0	0	0	0	3
C. Bl ake	.245	50	94	17	23	5	1	4	9	9	18	2	3	0	1	1	2
J. Vander Wal	.239	114	310	43	74	25	1	8	32	34	101	3	0	3	0	0	3
T. Perez	.225	92	200	15	45	14	1	5	23	7	34	0	3	7	0	0	4
J. Hernandez	.189	152	449	43	85	18	0	6	49	46	156	0	7	7	1	0	5
R. Machado	.176	7	17	0	3	0	0	0	1	1	5	0	0	0	0	0	1
B. Larson	.000	2	1	0	0	0	0	0	0	0	0	0	0	0	0	0	0
R. Tayl or	.000	4	3	1	0	0	0	0	0	0	1	0	0	0	0	0	0
ALL PI TCHERS	.500	162	10	4	5	0	0	0	2	0	0	0	0	0	5	1	10
-----																	
TEAM TOTALS	.262		5541		1451		28		672		999		35		140		80
		162		708		296		126		479		77		80		34	

NAME	ERA	W	L	PCT	G	GS	CG	SH	SV	IP	H	R	ER	HR	BB	SO	
J. Powel l	0.00	0	0	----	1	0	0	0	0	0.1	0	0	0	0	0	0	
D. Waechter	1.53	0	1	.000	9	0	0	0	2	17.2	8	3	3	0	8	11	
C. Fox	3.24	0	1	.000	5	0	0	0	0	8.1	6	3	3	0	6	3	
J. Val verde	3.61	1	2	.333	49	0	0	0	33	47.1	30	19	19	5	20	72	
P. Wal ker	3.64	1	1	.500	32	0	0	0	0	54.1	42	24	22	8	21	35	
J. Mateo	3.83	6	5	.545	70	0	0	0	3	87.0	79	38	37	19	16	63	
V. Zambrano	3.93	9	9	.500	38	23	4	0	0	183.0	168	89	80	18	96	100	
B. Sheets	3.97	15	13	.536	34	34	8	1	0	242.1	262	117	107	24	57	176	
D. Wheel er	3.99	3	5	.375	42	0	0	0	0	49.2	47	23	22	3	23	34	
M. Bati sta	4.27	10	14	.417	35	34	7	2	0	208.2	211	117	99	18	66	149	
D. Drei fort	4.79	3	3	.500	9	9	0	0	0	41.1	49	29	22	6	21	44	
J. Peavy	5.11	14	11	.560	32	31	3	0	0	214.2	192	131	122	44	103	155	
J. Kershner	5.36	3	6	.333	63	0	0	0	3	48.2	40	29	29	9	21	24	
C. Zerbe	5.82	2	0	1.000	20	0	0	0	0	34.0	48	24	22	2	12	12	
J. Davi s	6.03	8	16	.333	30	30	4	0	0	173.0	199	129	116	35	63	91	
S. Randol ph	6.35	0	0	----	20	0	0	0	1	22.2	25	16	16	2	16	21	
K. Gryboski	9.00	0	0	----	2	0	0	0	0	4.0	4	4	4	0	3	4	
A. Sel e	----	0	0	----	0	0	0	0	0	0.0	0	0	0	0	0	0	
ALL NON-PI TCHERS	----	0	0	----	0	0	0	0	0	0.0	0	0	0	0	0	0	
Team								1					+0				
-----																	
TEAM TOTALS	4.53		87		162		26		42		1410		723		552		994
		75		.463		162		4		1437.0		795		193			

## Margaritaville Parrotheads 2004

	AVG	GM	AB	R	H	2B	3B	HR	RBI	BB	HBP	SO	SB	CS	E	OBP	SLG
Sanchez A	.280	160	644	86	180	27	8	1	48	25	1	68	92	16	9	.307	.351
Lee T	.265	152	615	88	163	56	6	13	91	76	0	113	11	1	3	.346	.439
Guzman C	.263	149	579	73	152	21	17	5	44	32	7	98	47	15	8	.309	.383
Relaford D	.222	148	545	56	121	19	5	5	53	33	1	77	24	8	12	.268	.303
Hinski E	.219	135	479	57	105	38	4	13	61	55	0	114	8	2	29	.300	.397
Nixon T	.318	140	506	96	161	22	11	49	122	76	2	131	7	0	5	.409	.696
Lawton M	.264	128	405	60	107	26	2	16	50	54	7	55	10	6	2	.361	.457
Clark T	.204	85	285	21	58	14	0	10	33	14	0	93	0	0	0	.241	.358
Barajas R	.203	41	197	20	40	18	0	1	18	10	0	40	0	0	0	.242	.310
Nix L	.286	35	192	24	55	14	1	6	24	7	0	46	1	0	0	.312	.464
Davis B	.184	76	179	15	33	5	0	2	6	10	0	46	0	0	2	.228	.246
Myers G	.271	45	140	22	38	7	1	10	32	13	0	40	0	1	6	.333	.550
Kinkade M	.216	51	134	16	29	12	0	4	22	11	6	24	2	1	4	.305	.396
Fick R	.243	41	148	19	36	9	0	0	18	13	0	17	1	1	0	.304	.304
Rivera J	.227	22	119	24	27	8	0	5	16	6	0	17	0	0	2	.264	.420
Mcdonald J	.133	55	90	10	12	1	1	1	4	3	0	9	1	2	4	.161	.200
Taguchi S	.217	40	60	7	13	3	2	1	8	0	0	17	0	0	1	.217	.383
Owens E	.302	42	53	9	16	2	0	0	6	9	0	6	8	1	3	.403	.340
Bako P	.155	30	71	8	11	7	1	0	4	6	1	24	0	0	4	.231	.282
Franco J	.290	23	31	3	9	3	1	1	6	7	0	7	0	0	0	.421	.548
Rivera R	.231	17	13	1	3	1	1	0	2	1	0	4	0	0	0	.286	.462
Norton G	.246	15	65	9	16	7	0	2	9	3	1	19	0	0	4	.290	.446
Valent E	.000	0	2	0	0	0	0	0	0	0	0	0	0	0	0	.000	.000
Duncan J	.000	5	3	0	0	0	0	0	1	0	0	0	0	0	0	.000	.000
Punto N	.000	0	0	0	0	0	0	0	0	0	0	0	0	0	0	.000	.000
Hinch A	.000	0	0	0	0	0	0	0	0	0	0	0	0	0	0	.000	.000
PITCHERS	.000	162	2	0	0	0	0	0	0	0	0	0	0	0	14	.000	.000
	.249	162	5,557	724	1,385	320	61	145	678	464	26	1,065	212	54	112	.310	.407

	ERA	W	L	PCT	SV	G	GS	CG	SHO	IP	H	R	ER	HR	BB	SO	RATIO
Mahay R	2.31	4	3	.571	3	52	0	0	0	58	60	21	15	4	19	51	1.35
Shields S	3.49	9	8	.529	5	72	0	0	0	170	165	69	66	21	39	140	1.20
Rivera M	3.58	2	7	.222	29	51	0	0	0	60	55	26	24	4	11	49	1.09
Hampton M	3.67	11	6	.647	0	31	31	5	1	206	185	105	84	9	105	88	1.41
Kolb D	4.94	5	6	.455	0	44	0	0	0	55	46	30	30	8	28	37	1.35
Colon B	4.24	7	6	.538	0	18	18	2	0	127	115	64	60	23	37	83	1.19
May D	4.37	5	7	.417	0	17	17	1	0	103	100	55	50	10	36	46	1.32
Pettitte A	4.93	12	14	.462	0	37	37	2	1	232	277	135	127	25	75	167	1.52
Torres S	5.07	2	8	.200	0	17	15	0	0	94	106	55	53	12	26	56	1.40
Carrasco D	3.65	3	3	.500	1	42	3	0	0	86	99	40	35	3	29	58	1.48
Villone R	4.47	8	8	.500	0	24	24	1	0	139	136	73	69	25	74	113	1.51
Stewart S	5.55	0	3	.000	0	23	0	0	0	49	66	36	30	5	16	27	1.68
Cook A	9.00	0	13	.000	0	20	17	0	0	97	140	108	97	19	41	35	0.00
	4.51	68	94	.420	38	162	162	11	3	1,477	1,550	817	740	168	536	950	1.41

HART STREET HOGS - 2004

	AVG	GM	AB	R	H	2B	3B	HR	RBI	BB	HBP	SO	SB	CS	E	OBP	SLG
WITT,K	.276	90	286	38	79	8	0	14	43	16	0	68	0	0	5	.315	.451
PATTERSON,C.	.266	118	364	43	97	20	9	11	40	13	1	83	16	9	5	.294	.462
HOLLDWTH,T	.256	66	215	27	55	19	5	4	21	15	0	54	1	1	0	.304	.447
REBOULET,J	.254	94	280	34	71	20	3	2	21	20	4	59	3	3	7	.313	.368
BRAGG,D.	.249	83	177	11	44	5	3	0	9	13	0	31	1	0	0	.300	.311
CALLOWAY	.248	99	335	35	83	16	1	8	28	16	1	80	16	3	8	.284	.373
SPIVEY,J	.243	124	383	48	93	22	5	6	29	34	7	100	6	5	9	.316	.373
VALENTIN,J	.238	32	80	6	19	7	0	2	11	3	1	11	0	0	0	.274	.400
INFANTE,O.	.231	76	195	21	45	7	1	0	14	19	0	27	12	4	9	.299	.277
MATEO,H	.220	51	132	21	29	2	0	0	7	12	5	34	12	3	4	.309	.235
KONERKO,P	.218	139	449	39	98	16	2	19	58	29	4	57	1	0	1	.272	.390
MUNSON,E	.218	103	335	39	73	11	1	19	50	30	1	75	1	0	14	.284	.427
CLAYTON,R.	.217	161	511	52	111	13	2	16	37	38	2	86	6	0	9	.274	.344
HANSEN,D	.216	56	134	16	29	6	3	3	18	11	1	26	0	0	3	.281	.373
TEIXEIRA,M	.211	159	568	68	120	26	5	23	72	30	16	126	1	0	5	.270	.396
AUSMUS,B	.206	143	475	40	98	18	2	5	32	44	1	84	4	3	2	.275	.284
DUNN,A	.201	139	417	50	84	17	0	21	70	63	9	129	7	1	5	.319	.393
WERTH,J.	.191	22	47	3	9	2	0	1	5	0	0	23	1	0	0	.191	.298
WIDGER,C.	.109	31	55	3	6	2	0	0	1	1	0	13	0	0	0	.125	.145
PITCHERS	.333	162	3	0	1	0	0	0	0	0	0	0	0	0	6	.333	.333
	.229	152	5,441	594	1,244	237	42	154	566	407	53	1,166	88	32	92	.289	.373

	ERA	W	L	PCT	SV	G	GS	CG	SHO	IP	H	R	ER	HR	BB	SO	RATIO
PRIOR,M.	3.10	15	10	.600	0	30	30	13	2	232	212	84	80	22	55	274	1.15
MEARS	3.94	2	1	.667	1	37	0	0	0	32	26	14	14	1	15	13	1.28
FERNANDEZ,J.	4.32	0	3	.000	0	14	6	0	0	42	44	24	20	3	16	17	1.44
REITSMA,C.	4.34	1	8	.111	18	50	2	0	0	91	102	47	44	11	20	56	1.34
MAYS,J.	4.67	5	11	.313	0	40	17	1	0	143	159	84	74	16	36	58	1.37
ELARTON,S	4.89	1	6	.143	0	10	10	1	0	57	78	32	31	6	14	22	1.61
STURTZ	4.93	5	8	.385	0	16	16	2	0	97	109	53	53	12	42	55	1.56
VILLIFUERTE	5.13	1	3	.250	1	33	0	0	0	40	45	24	23	9	23	27	1.69
WILSON, K	5.40	0	4	.000	0	5	5	1	0	33	43	21	20	5	4	15	1.41
DUCKWORTH,B	5.58	1	6	.143	1	66	0	0	0	89	87	62	55	8	44	77	1.48
JOHNSON,J	5.91	1	4	.200	0	5	5	0	0	32	40	25	21	3	13	21	1.66
BEIMEL	6.34	0	1	.000	0	19	0	0	0	38	48	28	27	7	21	13	1.80
WEAVER,J	6.93	4	19	.174	0	28	28	6	1	164	250	142	126	22	45	97	1.80
KNOTTS,G.	7.20	3	8	.273	0	30	17	0	0	95	126	80	76	24	42	64	1.77
RODRIGUEZ,F	7.35	3	7	.300	0	47	0	0	0	64	90	56	52	14	30	66	1.88
OBERMUELLER	7.78	0	11	.000	0	15	15	1	0	74	109	65	64	14	33	35	1.92
CERDA	8.53	0	0	.000	0	20	0	0	0	32	43	33	30	5	29	23	2.27
ASTACIO,P	9.26	0	4	.000	0	5	5	0	0	23	36	24	24	6	13	4	2.10
BYNUM	9.66	0	5	.000	0	13	6	0	0	36	38	43	39	17	29	36	1.84
GERMAN	9.97	0	1	.000	0	16	0	0	0	22	29	24	24	2	17	19	2.12
	5.62	42	120	.259	21	499	162	25	0	1,435	1,714	965	897	207	541	992	1.57

	ERA	W	L	PCT	SV	G	GS	CG	SHO	IP	H	R	ER	HR	BB	SO	RATIO
WILSON, K (LV)	5.32	0	2	.000	1	29	5	0	0	44	52	30	26	9	11	20	1.43
WILSON, K (tot)	5.35	0	6	.000	1	34	10	1	0	77.33	95	51	46	14	15	35	1.42