





**THE
FLY-BY-NIGHT
2004 SEASON
FINAL STATISTICS**

OCTOBER 15, 2004





AMERICAN LEAGUE
○
EAST



2001 Baton Rouge Silver Bullet statistics.xls

FBN	Pct		Avg	OB	Slug	GM	AB	R	H	2B	3B	HR	RBI	BB	SO	HB	SH	DP	SB	CS	E
377	65	M Bordick	0.329	0.421	0.467	101	246	38	81	22	3	2	36	37	43	2	1	7	0	0	1
333	100	C+ Counsell	0.219	0.303	0.303	131	333	45	73	5	4	5	29	40	36	0	4	4	6	5	6
259	100	P Feliz	0.290	0.336	0.606	90	259	42	75	14	7	18	57	17	63	1	0	3	1	0	5
427	101	C+ Guillen	0.270	0.363	0.385	131	429	79	116	32	1	5	30	60	81	2	4	15	1	0	15
240	36	J Hairston Jr	0.244	0.330	0.314	37	86	9	21	4	1	0	9	9	13	2	2	3	8	1	0
602	67	K+ Lofton	0.270	0.343	0.431	126	404	74	109	33	4	8	47	41	29	4	3	3	21	4	0
648	100	M Loretta	0.330	0.388	0.449	157	648	102	214	28	5	13	89	57	63	4	2	28	6	4	7
116	1	E Marrero	0.000	0.000	0.000	1	1	0	0	0	0	0	0	0	0	0	0	0	0	0	0
306	2	J Mcewing	0.000	0.000	0.000	5	5	0	0	0	0	0	0	0	2	0	0	0	0	0	0
249	83	P Nevin	0.272	0.333	0.592	85	206	40	56	5	2	19	47	19	40	0	0	5	1	0	0
265	100	K Osik	0.253	0.361	0.283	91	265	47	67	8	0	0	16	40	39	5	2	7	0	0	2
634	93	G Sheffield	0.305	0.404	0.596	160	587	106	179	41	5	40	126	82	65	15	0	17	7	5	5
89	100	D+ Stenson	0.326	0.375	0.528	65	89	15	29	9	0	3	18	7	18	0	1	1	0	0	1
636	96	J+ Thome	0.264	0.367	0.587	162	610	111	161	29	3	54	149	94	201	5	0	10	0	0	4
220	100	Y Torrealba	0.245	0.285	0.391	97	220	18	54	12	1	6	30	6	40	0	7	3	0	0	1
537	99	R White	0.294	0.361	0.515	150	530	81	156	30	6	25	79	46	80	9	0	16	0	0	4
660	94	P Wilson	0.257	0.314	0.454	162	623	76	160	43	1	26	89	49	136	3	0	26	7	8	9
183	48	G+ Zaun	0.375	0.455	0.557	29	88	15	33	4	0	4	12	11	6	2	0	2	3	0	1
		PITCHERS	1.000	1.000	4.000		1	1	1	0	0	1	1	0	0	0	0	0	0	0	7
			0.282	0.358	0.475		5630	899	1585	319	43	229	864	615	955	54	26	150	61	27	68

FBN	Pct		PCT	ERA	W	L	G	GS	CG	SH	SV	IP	H	R	ER	HR	BB	SO	Outs		
78	97	L Ayala	0.750	2.842	6	2	68	0	0	0	5	76.0	67	25	24	5	18	47	228		
74	15	A+ Fultz	1.000	4.765	1	0	5	0	0	0	0	11.3	10	6	6	2	1	7	34		
249	100	E Loaiza	0.645	3.687	20	11	36	36	8	2	0	249.0	233	108	102	28	62	212	747		
56	96	T+ Marin	0.500	2.516	1	1	42	0	0	0	5	53.7	41	16	15	5	27	58	161		
72	99	M+ Matthews	0.400	4.310	2	3	48	0	0	0	4	71.0	76	34	34	5	37	44	213		
237	100	M Mussina	0.654	3.456	17	9	35	35	6	1	0	237.0	229	94	91	30	47	225	714		
54	92	T Percival	0.636	3.101	7	4	49	0	0	0	17	49.3	39	18	17	5	25	42	148		
140	98	O+ Perez	0.429	5.767	6	8	27	27	0	0	0	137.3	141	96	88	20	83	139	412		
149	8	R Reed	#####	0.771	0	0	7	0	0	0	0	11.7	6	1	1	1	3	7	35		
185	100	C Schilling	0.652	4.120	15	8	28	28	2	0	0	185.7	173	92	85	26	47	185	557		
42	0	D Smith	#####	#####	0	0	0	0	0	0	0	0.0	0	0	0	0	0	0	0		
50	100	M+ Stanton	0.500	2.700	3	3	47	0	0	0	8	50.0	36	19	15	2	25	40	150		
74	99	R White	0.600	4.706	3	2	49	0	0	0	3	72.7	73	46	38	11	31	54	218		
235	100	C Zambrano	0.633	4.596	19	11	36	36	4	1	0	235.0	230	134	120	20	98	159	705		
										3											
			0.617	3.973	100	62	477	162	20	7	42	1441	1354	689	636	160	504	1219	4322		

LOUISVILLE RIVER BANDITS

NAME	BAVG	GM	AB	R	H	2B	3B	HR	RBI	BB	SO	HB	SH	DP	SB	CS	E
R.Olmedo	0.375	17	56	9	21	3	0	0	8	0	8	0	3	0	0	0	0
H.Clark	0.361	28	61	5	22	1	0	0	6	6	8	0	0	5	0	0	3
A.Pujols	0.355	162	636	127	226	52	2	43	136	73	69	6	0	21	5	0	2
B.Jordan	0.352	72	159	29	56	4	0	3	28	8	25	2	1	3	3	0	1
T.Helton	0.345	158	621	139	214	51	5	41	127	96	74	2	0	29	0	0	10
F.Lopez	0.333	1	3	0	1	0	0	0	0	0	0	0	0	0	0	0	0
M.Grissom	0.331	158	652	103	216	46	8	26	125	19	85	4	1	20	10	1	9
R.Durham	0.315	130	460	77	145	35	8	13	69	44	73	2	4	8	9	8	9
I.Suzuki	0.304	162	734	114	223	25	16	16	88	40	69	3	12	7	52	16	2
J.Kendall	0.298	160	641	107	191	19	5	5	80	46	64	28	0	13	20	6	8
W.Harris	0.286	9	7	1	2	0	0	0	1	1	3	0	1	0	1	0	0
C.Everett	0.285	121	403	65	115	18	2	17	85	35	53	14	16	9	7	4	1
A.Nunez	0.278	101	263	40	73	11	5	4	34	26	41	1	20	3	4	0	3
R.Mackowiak	0.276	79	163	33	45	5	2	6	26	11	37	3	0	4	4	3	3
T.Wilson	0.269	11	26	2	7	3	0	0	2	4	8	0	0	1	0	0	1
W.Helms	0.253	141	502	83	127	24	3	25	81	36	142	6	0	11	0	0	18
A.Escobar	0.246	21	57	12	14	0	0	4	12	9	19	0	0	1	1	0	0
R.Aurilia	0.239	103	335	49	80	12	2	21	54	28	47	0	3	6	0	0	15
J.Macias	0.200	4	10	0	2	0	0	0	0	0	2	0	0	0	0	0	0
J.Cirillo	0.000	6	5	1	0	0	0	0	0	0	2	0	0	0	0	0	0
K.Robinson	0.000	0	0	0	0	0	0	0	0	0	0	0	0	0	0	0	0
ALL PITCHERS	----	162	0	0	0	0	0	0	0	0	0	0	0	0	0	0	5
TEAM TOTALS	0.307	162	5794	996	1780	309	58	224	962	482	829	71	61	141	116	38	90

NAME	ERA	W	L	PCT	G	GS	CG	SH	SV	IP	H	R	ER	HR	BB	SO
Z.Day	4.78	8	6	0.571	20	20	2	1	0	124.3	126	69	66	11	50	48
S.Williamson	3.91	3	0	1.000	34	0	0	0	1	48.3	52	23	21	6	19	56
S.Ponson	3.87	19	8	0.704	31	31	6	2	0	234.7	214	112	101	26	71	136
R.Soriano	0.94	3	2	0.600	50	0	0	0	33	57.7	27	10	6	1	10	96
R.Ortiz	5.12	12	12	0.500	34	34	5	0	0	221.3	233	132	126	32	109	144
R.Hernandez	3.86	7	3	0.700	14	14	1	1	0	100.3	95	45	43	10	36	42
N.Cornejo	4.36	4	3	0.571	10	10	1	1	0	66.0	79	32	32	9	18	18
K.Wilson	----	0	0	0.000	0	0	0	0	0	0.0	0	0	0	0	0	0
K.Foulke	2.66	9	3	0.750	69	0	0	0	10	94.7	57	28	28	10	14	104
K.Escobar	6.44	6	7	0.462	24	15	0	0	0	107.7	152	86	77	13	43	89
K.Benson	11.25	0	1	0.000	1	1	0	0	0	4.0	7	5	5	1	2	2
J.Patterson	0	0	0	0.000	1	0	0	0	0	0.3	0	0	0	0	0	1
J.Gonzalez	5.63	10	10	0.500	25	25	2	0	0	161.3	135	108	101	20	103	97
J.Foppert	4.88	2	1	0.667	10	4	0	0	0	31.3	38	17	17	6	15	28
F.Cordero	3.27	5	3	0.625	56	0	0	0	1	74.3	76	29	27	8	33	97
C.Mears	4.5	0	1	0.000	8	0	0	0	0	4.0	2	2	2	2	1	3
C.Lee	2.62	5	1	0.833	8	8	2	1	0	58.3	48	18	17	3	29	57
C.Carpenter	----	0	0	0.000	0	0	0	0	0	0.0	0	0	0	0	0	0
B.Ryan	2.93	3	2	0.600	32	0	0	0	0	27.7	31	9	9	4	10	39
B.Duckworth	9.53	1	0	1.000	5	0	0	0	0	5.7	9	6	6	3	2	2
A.Embree	2.87	2	0	1.000	27	0	0	0	1	37.7	24	12	12	6	7	33
TEAM TOTALS	4.29	99	63	0.611	459	162	19	6	46	1460	1405	743	696	171	572	1092

Primary Player Statistics For 2004 Urpaign Dragons Totals After 162 Games

NAME	BAVG	GM	AB	R	H	2B	3B	HR	RBI	BB	SO	HB	SH	DP	SB	CS	E	Rea1	FBN
M.Lopez	.396	38	48	9	19	2	2	1	5	4	10	0	0	2	1	0	0	94	103
J.Giambi*	.385	15	13	3	5	2	0	0	1	2	3	0	0	0	0	0	0	127	140
W.Ruan	.300	39	40	9	12	4	1	0	3	1	6	0	0	0	0	0	0	41	45
B.Surhoff	.297	99	290	37	86	18	0	5	31	31	28	2	0	5	4	1	5	319	351
C.Jones	.294	159	574	90	169	32	1	20	102	86	83	0	0	17	2	2	2	555	611
G.Gil	.287	55	129	21	37	2	0	5	18	11	18	3	0	3	0	0	3	169	186
B.Banks	.280	15	50	7	14	1	0	1	6	9	10	2	0	3	0	0	0	149	164
R.Hernandez	.276	149	492	49	136	32	1	17	77	36	76	9	0	15	0	0	3	483	531
R.Martinez	.275	111	251	37	69	13	1	0	29	18	52	2	1	6	0	0	10	293	322
A.Rowand	.270	111	159	17	43	7	0	2	18	6	28	0	1	3	0	0	0	157	173
M.Ensberg	.270	135	396	65	107	15	0	26	72	52	76	6	0	9	4	1	10	385	424
E.Karros	.266	68	184	31	49	12	0	6	20	21	22	0	0	7	0	1	0	336	370
J.Carroll	.263	79	236	21	62	7	0	0	18	13	33	3	1	10	4	0	2	227	250
R.Ibanez	.259	155	548	56	142	32	6	7	60	28	84	6	0	15	5	0	6	608	669
T.Zeile	.250	5	4	2	1	0	0	0	0	1	1	0	0	0	0	0	0	299	329
B.Roberts	.248	122	407	68	101	23	4	2	34	49	48	0	0	9	23	6	6	460	506
J.Valentin	.246	121	415	66	102	25	1	21	70	47	92	5	1	5	4	1	12	503	553
J.Edmonds	.243	153	474	76	115	34	1	37	90	57	140	7	0	15	0	1	4	447	495
K.Ginter	.235	93	306	55	72	11	2	11	45	21	74	7	1	9	1	2	1	358	394
B.Kieschnick	.230	34	74	10	17	1	0	7	13	6	16	0	0	3	0	0	1	70	77
S.Hatteberg	.228	161	552	68	126	28	0	5	50	71	61	11	0	23	0	0	8	541	595
ALL PITCHERS	.182	162	11	1	2	0	0	0	1	0	4	0	0	0	0	0	8		

TEAM TOTALS	.263		5653		1486		20		763		965		5		48		81		
		162		798		301		173		570		63		159		15			

NAME	ERA	W	L	PCT	G	GS	CG	SH	SV	IP	H	R	ER	HR	BB	SO	Rea1	FBN
T.Miller	3.12	4	2	.667	29	0	0	0	2	49.0	42	21	17	6	17	30	53	58
R.Rincon	3.48	0	0	----	36	0	0	0	5	31.0	27	13	12	3	23	19	55	61
B.Kieschnick	3.53	2	2	.500	19	0	0	0	2	35.2	42	17	14	1	6	23	53	58
L.Estrella	3.88	3	2	.600	34	0	0	0	11	62.2	72	29	27	5	19	21	66	73
P.Martinez	3.90	16	4	.800	31	31	2	0	0	203.0	179	93	88	16	62	231	187	206
B.Meadows	3.99	3	8	.273	35	3	0	0	6	76.2	84	36	34	8	11	35	76	84
M.Redman	4.04	16	10	.615	31	31	4	0	0	202.2	201	95	91	17	66	144	191	210
R.Bauer	4.39	3	7	.300	37	0	0	0	12	67.2	68	34	33	10	22	52	61	67
C.Sabathia	4.58	14	10	.583	32	32	5	0	0	204.1	213	111	104	24	93	149	198	218
A.Leiter	4.63	15	9	.625	31	31	1	0	0	184.2	185	99	95	15	94	134	181	199
J.Seo	4.63	10	12	.455	31	31	4	0	0	202.0	243	110	104	30	40	100	188	207
S.Kline	4.66	3	3	.500	45	0	0	0	8	67.2	57	35	35	6	37	19	64	70
J.Witasick	5.29	1	1	.500	43	0	0	0	6	47.2	45	29	28	7	20	48	46	51
K.Jarvis	6.28	1	1	.500	2	2	1	0	0	14.1	19	10	10	6	5	5	92	101
S.Loux	6.32	0	0	----	6	1	0	0	0	15.2	18	12	11	4	8	3	30	33
Team								4						+0				

TEAM TOTALS	4.32		71		162		17		52		1495		703		523				
		91		.562		162		4		1464.2		744		158		1013			

Primary Player Statistics For 2004 Maine Yaks Totals After 162 Games

NAME	BAVG	GM	AB	R	H	2B	3B	HR	RBI	BB	SO	HB	SH	DP	SB	CS	E
M. Sweeney	.333	132	415	65	138	27	1	17	66	64	53	2	0	3	3	0	1
A. Pierzynski	.312	142	516	74	161	32	1	9	60	23	66	29	1	7	0	0	4
A. Rodriguez	.295	160	623	113	184	38	5	44	126	82	131	24	0	12	18	3	7
D. Lee	.287	157	568	98	163	30	2	30	99	100	143	16	0	10	24	7	4
J. Hammonds	.274	59	135	17	37	9	0	4	15	13	21	0	0	4	0	1	0
T. Perez	.265	117	332	40	88	30	1	4	33	19	32	2	2	3	4	0	3
M. Cameron	.261	150	579	105	151	38	4	17	57	74	131	11	1	4	32	8	0
J. Gerut	.257	140	470	65	121	34	1	18	83	39	74	8	3	10	2	4	2
G. Matthews Jr	.254	134	429	53	109	24	3	6	53	38	93	0	0	5	12	3	2
H. Blanco	.240	63	154	11	37	6	1	0	14	19	18	0	2	1	0	0	1
C. Stynes	.234	145	482	57	113	26	4	12	61	52	84	6	2	6	1	0	9
A. Hyzdu	.224	25	49	8	11	5	1	2	10	10	19	1	0	1	0	0	0
E. Wilson	.215	32	93	9	20	4	0	1	6	0	13	4	1	1	2	2	2
A. Cora	.214	102	257	29	55	7	8	0	23	7	32	4	6	1	1	0	9
F. Vina	.212	88	245	25	52	17	5	1	32	12	18	11	6	4	0	3	10
T. Long	.183	36	109	9	20	3	0	4	11	3	9	0	1	2	0	1	0
J. Sandberg	.177	49	124	14	22	9	1	6	14	15	47	6	0	2	0	0	4
M. Rivera	----	0	0	0	0	0	0	0	0	0	0	0	0	0	0	0	0
J. Peralta	----	0	0	0	0	0	0	0	0	0	0	0	0	0	0	0	0
ALL PITCHERS	.000	162	1	0	0	0	0	0	0	0	0	0	0	0	0	0	14

TEAM TOTALS	.266		5581		1482		38		763		984		25		99		72
		162		792		339		175		570		124		76		32	

NAME	ERA	W	L	PCT	G	GS	CG	SH	SV	IP	H	R	ER	HR	BB	SO
T. Spooneybarger	2.47	1	2	.333	42	0	0	0	18	43.2	27	12	12	4	12	28
T. Adams	3.05	3	3	.500	55	0	0	0	0	73.2	73	29	25	2	27	55
J. Tavaraz	3.93	4	9	.308	79	0	0	0	6	87.0	95	39	38	10	16	34
T. Wakefield	4.27	14	9	.609	33	33	0	0	0	221.1	189	105	105	21	96	146
M. Clement	4.46	14	10	.583	33	33	1	0	0	222.0	203	117	110	40	114	174
S. Eyre	4.50	3	2	.600	65	0	0	0	4	60.0	70	31	30	7	26	28
R. Harden	4.50	4	5	.444	14	12	1	1	0	80.0	73	42	40	7	43	75
J. Affeldt	4.82	8	9	.471	24	23	0	0	0	136.1	120	78	73	12	46	97
S. McClung	5.10	4	3	.571	29	0	0	0	1	42.1	32	26	24	9	30	26
M. Ford	5.24	1	3	.250	34	0	0	0	0	46.1	58	28	27	6	17	32
T. Ohka	5.42	10	15	.400	33	33	2	1	0	217.1	272	141	131	30	50	93
R. Helling	5.72	10	13	.435	28	28	1	0	0	170.0	187	123	108	37	63	100
B. Koch	6.35	1	2	.333	35	0	0	0	0	51.0	59	36	36	11	32	31
ALL NON-PITCHERS	----	0	0	----	0	0	0	0	0	0.0	0	0	0	0	0	0
Team								1					+0			

TEAM TOTALS	4.71		85		162		5		29		1458		759		572	
		77		.475		162		3		1451.0		807		196		919

LAKE WOBEGON


<u>NAME</u>	<u>BAVG</u>	<u>GM</u>	<u>AB</u>	<u>R</u>	<u>H</u>	<u>2B</u>	<u>3B</u>	<u>HR</u>	<u>RBI</u>	<u>BB</u>	<u>SO</u>	<u>HB</u>	<u>SH</u>	<u>DP</u>	<u>SB</u>	<u>CS</u>	<u>E</u>
K.Mench	.380	77	142	27	54	12	1	1	23	12	15	3	0	5	0	1	0
C.Utley	.328	45	131	17	43	15	1	0	20	15	15	4	0	0	1	0	4
S.Alomar Jr	.291	65	206	19	60	9	2	4	29	8	16	0	3	7	0	0	1
J.Lugo	.291	128	433	59	126	11	7	12	61	27	83	9	1	10	10	2	1
J.Jones	.288	154	548	72	158	32	0	15	62	28	122	9	1	12	6	2	11
B.Giles	.281	155	538	98	151	37	5	22	79	111	65	5	0	27	2	1	5
M.Cairo	.278	97	205	24	57	14	3	5	20	7	12	4	0	6	3	0	5
H.Matsui	.274	162	667	90	183	42	3	15	88	64	86	2	0	28	0	1	11
F.Menechino	.253	40	91	22	23	2	0	3	15	20	18	8	1	1	0	0	3
J.Giambi	.241	162	547	113	132	25	0	52	141	126	140	30	0	19	2	0	10
E.Burks	.234	69	205	31	48	13	1	6	39	33	39	3	0	8	0	0	0
S.Halter	.228	111	281	40	64	9	1	8	28	27	55	0	4	8	1	0	2
M.McLemore	.227	110	335	46	76	16	2	1	25	40	75	2	0	8	3	1	6
M.Bellhorn	.226	91	252	40	57	7	0	1	16	46	78	1	0	2	1	1	11
A.Gonzalez	.220	160	563	81	124	33	0	22	85	52	129	8	8	20	2	0	10
T.Prince	.217	20	46	5	10	2	0	0	5	5	10	1	1	4	0	0	0
W.Pena	.207	10	29	2	6	1	1	1	2	0	6	1	0	0	1	1	1
K.Stinnett	.179	73	201	20	36	13	0	3	29	15	60	7	0	4	0	0	4
K.Cash	.155	46	103	4	16	3	0	1	9	5	21	2	3	5	0	0	1
ALL PITCHERS	----	162	0	0	0	0	0	0	0	0	0	0	0	0	0	0	5
TEAM TOTALS	.258		5523		1424		27		776		1045		22		32		91
		162		810		296		172		641		99		174		10	

<u>NAME</u>	<u>ERA</u>	<u>W</u>	<u>L</u>	<u>PCT</u>	<u>G</u>	<u>GS</u>	<u>CG</u>	<u>SH</u>	<u>SV</u>	<u>IP</u>	<u>H</u>	<u>R</u>	<u>ER</u>	<u>HR</u>	<u>BB</u>	<u>SO</u>
V.De Los Santos	2.73	3	3	.500	46	0	0	0	2	52.2	46	17	16	6	23	28
D.Davis	2.93	7	3	.700	19	19	3	1	0	116.2	92	41	38	7	47	47
J.Mecir	3.23	2	1	.667	29	0	0	0	0	39	37	15	14	7	18	24
J.Eischen	3.23	3	2	.600	47	0	0	0	16	55.2	61	22	20	7	14	42
K.Correia	3.64	4	4	.500	18	2	0	0	0	42	36	18	17	4	14	24
M.Dejean	4.00	2	5	.286	63	0	0	0	6	87.2	81	42	39	11	32	77
D.Lowe	4.49	12	13	.480	32	32	7	2	0	220.2	236	119	110	26	81	95
J.Santana	4.71	11	16	.407	30	30	1	1	0	174	180	99	91	25	68	167
K.Appier	5.40	7	6	.538	19	19	2	0	0	123.1	146	75	74	21	41	44
T.Van Poppel	5.51	3	4	.429	28	0	0	0	3	47.1	55	33	29	6	13	33
J.Sosa	5.94	10	10	.500	22	22	5	1	0	139.1	176	98	92	23	68	72
G.Jones	6.41	2	2	.500	19	0	0	0	0	26.2	25	19	19	8	28	20
W.Ledezma	6.60	3	9	.250	15	15	2	1	0	90	130	79	66	8	51	49
B.Voyles	7.53	0	0	----	12	0	0	0	2	28.2	40	25	24	2	19	29
B.Traber	7.86	2	9	.182	19	19	0	0	0	111	170	113	97	26	46	88
M.Callaway	8.74	0	0	----	33	0	0	0	1	56.2	82	55	55	10	21	35
C.Park	9.27	1	3	.250	4	4	0	0	0	22.1	39	25	23	4	22	12
Team								1					0			
TEAM TOTALS	5.17		90		162		20		30		1632		824		606	
		72		.444		162		7		1433.2		895		201		886


Illinois Prairie Dogs 2004

	AVG	GM	AB	R	H	2B	3B	HR	RBI	BB	HBP	SO	SB	CS	E	OBP	SLG
Conine,Jeff	.239	158	632	76	151	29	1	20	70	44	4	87	1	1	9	.293	.383
Crawford,Carl	.260	159	626	64	163	20	6	5	55	42	0	112	51	8	4	.307	.335
Walker,Todd	.255	152	619	75	158	33	5	10	68	47	1	63	3	1	16	.309	.373
Lee,Carlos	.246	145	586	76	144	30	0	28	84	23	5	99	5	3	4	.280	.440
Alfonzo,Edgar	.260	134	500	55	130	24	0	10	51	43	6	57	2	2	6	.326	.368
Guerrero,Vlad	.346	125	436	79	151	26	2	35	86	52	8	60	13	2	2	.425	.656
Eckstien,David	.232	122	393	47	91	16	2	4	27	29	12	45	9	1	7	.304	.313
Ortiz,David	.314	104	389	80	122	38	3	35	83	50	0	65	0	0	0	.392	.697
Bennett,Gary	.227	94	317	22	72	18	0	1	28	28	1	49	0	0	0	.292	.293
Wilson,Dan	.206	75	257	22	53	8	1	4	20	11	0	46	0	0	4	.239	.292
Glaus,Troy	.272	61	213	29	58	11	1	7	36	29	0	46	0	0	5	.360	.432
Redman,Tike	.324	47	182	21	59	9	5	2	16	9	1	17	4	2	0	.359	.462
Glanville,Doug	.302	52	179	23	54	5	0	2	21	9	0	19	6	0	0	.335	.363
Graffanino,T	.238	50	160	18	38	13	2	0	15	16	1	24	0	0	5	.311	.344
Palmeiro,O	.227	44	132	12	30	4	1	0	3	6	0	15	1	0	0	.261	.273
Hummel,Tim	.300	4	10	1	3	1	0	0	0	4	0	1	0	0	0	.500	.400
Rivera,Carlos	.000	2	8	0	0	0	0	0	0	0	0	2	0	0	0	.000	.000
Sears,Todd	.000	1	4	0	0	0	0	0	0	0	0	2	0	0	0	.000	.000
Benard,Marvin	.000	1	1	0	0	0	0	0	0	0	0	0	0	0	0	.000	.000
Pitchers	.000	162	0	0	0	0	0	0	0	0	0	0	0	0	0	.000	.000
	.262	162	5644	700	1477	285	29	163	663	442	39	809	95	20	62	.320	.409

	ERA	W	L	PCT	SV	G	GS	CG	SHO	IP	H	R	ER	HR	BB	SO	RATIO
Franklin,Ryan	5.17	8	17	.320	0	30	30	11	0	224.7	262	131	129	42	72	122	1.49
Wolf,Randy	5.16	9	13	.409	0	30	30	10	0	214.7	195	127	123	29	108	199	1.41
Dessens,Elmer	6.07	5	13	.278	0	26	26	8	0	179.3	249	132	121	28	62	96	1.73
Perez,Odalis	5.71	8	15	.348	0	25	25	7	0	176.7	222	115	112	36	51	133	1.55
Graves,Dan	6.49	5	18	.217	0	26	25	4	1	165.0	225	129	119	30	47	43	1.65
Franklin,Wayne	8.21	4	7	.364	0	24	16	1	0	106.3	152	102	97	14	56	60	1.96
Timlin,Mike	4.02	8	7	.533	4	39	0	0	0	78.3	73	37	35	13	16	54	1.14
Miceli,Dan	4.60	2	2	.500	3	40	0	0	0	60.7	58	32	31	9	23	48	1.34
Reed,Steve	5.18	3	3	.500	0	45	0	0	0	57.3	75	34	33	7	21	34	1.67
Good,Andrew	6.49	2	5	.286	0	8	8	1	0	52.7	69	39	38	12	23	26	1.75
Nelson,Jeff	8.73	0	5	.000	12	40	0	0	0	44.3	73	43	43	4	26	44	2.23
Bierbrodt,Nick	9.79	0	0	----	0	9	0	0	0	26.7	43	33	29	10	11	20	2.02
Holmes,Darren	5.04	1	1	.500	0	13	0	0	0	25.0	35	14	14	2	10	31	1.80
Stewart,Josh	4.97	0	1	.000	0	3	2	0	0	12.7	9	7	7	1	7	13	1.26
Team									0								
	5.88	55	107	.340	19	162	162	42	1	1424.3	1740	975	931	237	533	923	1.60



AMERICAN LEAGUE
○
WEST



Yorktown Admirals 2004

	AVG	GM	AB	R	H	2B	3B	HR	RBI	BB	HBP	SO	SB	CS	E	OBP	SLG
Reyes,R	.500	1	2	0	1	0	0	0	1	0	0	0	0	0	0	.500	.500
Ordonez,R	.345	14	29	5	10	5	0	0	3	4	0	0	0	0	0	.424	.517
Ramirez,M	.320	162	609	107	195	38	0	47	133	68	5	95	0	0	6	.393	.614
Cabrera,J	.320	127	344	55	110	36	7	11	54	12	11	47	9	1	2	.362	.561
Almonte,E	.308	31	39	8	12	2	0	0	5	1	1	13	0	0	2	.341	.359
Martinez,E	.291	67	227	39	66	13	0	9	43	47	5	43	0	0	0	.423	.467
Casey,S	.282	93	341	43	96	16	3	12	54	20	0	32	0	1	5	.321	.452
Pratt,T	.281	31	64	16	18	6	0	1	14	14	3	22	0	0	0	.432	.422
Chavez,E	.280	157	576	96	161	35	4	25	86	56	0	78	2	1	13	.343	.484
Rollins,J	.264	156	519	59	137	32	5	2	62	40	0	99	26	9	16	.317	.356
Kearns,A	.262	122	321	52	84	11	0	10	40	41	7	67	5	1	1	.358	.389
Mondesi,R	.260	136	466	82	121	22	3	20	69	47	1	90	18	2	4	.329	.448
Jimenez,D	.255	129	490	79	125	12	10	16	51	61	0	61	7	2	9	.338	.418
Delgado,C	.254	159	574	109	146	33	0	36	93	91	20	145	0	0	2	.375	.500
Figgins,C	.254	128	264	26	67	5	4	0	27	21	0	47	22	2	1	.309	.303
Miller,D	.239	131	339	33	81	25	0	6	45	36	0	97	0	0	0	.312	.366
Ledee,R	.208	112	120	29	25	5	2	8	18	23	0	23	0	0	0	.336	.483
Barrett,M	.183	63	131	16	24	9	0	5	16	15	1	18	0	0	0	.272	.366
Gil,B	.167	4	6	0	1	0	0	0	1	0	0	3	0	0	1	.167	.167
Romano,J	.000	7	2	2	0	0	0	0	1	0	0	0	0	0	0	.000	.000
Atkins,G	.000	2	4	0	0	0	0	0	0	0	0	1	0	0	0	.000	.000
Magruder,C (nc)	DNP																
Pitchers	.000	0	0	0	0	0	0	0	0	0	0	0	0	0	16	.000	.000
	.271	162	5467	856	1480	305	38	208	816	597	54	981	89	19	78	.348	.455

Also

Martinez,E (Cal)	.277	91	325	51	90	19	1	10	49	58	9	71	0	0	0	.401	.434
Pratt,T (Cal)	.319	31	72	16	23	7	4	1	13	15	5	20	0	0	0	.467	.569

	ERA	W	L	PCT	SV	G	GS	CG	SHO	IP	H	R	ER	HR	BB	SO	RATIO
Betancourt,R	1.83	3	0	1.000	1	32	0	0	0	39.3	22	8	8	5	11	28	0.84
Hasagawa,S	1.84	0	0	#####	3	18	0	0	0	29.3	19	7	6	1	6	10	0.85
Villareal,O	2.56	4	0	1.000	2	23	0	0	0	38.7	20	11	11	3	23	36	1.11
Hawkins,L	2.82	8	5	.615	7	64	0	0	0	83.0	71	27	26	4	14	67	1.02
Bale,J	2.97	2	0	1.000	1	46	0	0	0	36.3	29	12	12	4	5	27	0.94
Weathers,D	3.07	1	1	.500	4	46	0	0	0	82.0	88	34	28	7	34	79	1.49
Cressend,J	3.27	2	1	.667	3	34	0	0	0	44.0	42	19	16	3	14	22	1.27
Alvarez,W	3.29	6	4	.600	1	26	14	2	2	104.0	91	39	38	11	28	57	1.14
Mulder,M	3.69	17	10	.630	0	31	31	6	2	204.7	201	92	84	13	47	143	1.21
Hentgen,P	3.93	4	5	.444	0	11	10	2	0	66.3	62	32	29	7	26	28	1.33
Miller,W	4.16	14	8	.636	0	31	31	4	1	192.7	171	96	89	16	84	133	1.32
Wilson,P	4.24	10	6	.625	0	18	18	3	0	121.0	122	57	57	21	33	58	1.28
Brower,K	4.42	10	2	.833	0	15	15	3	1	99.7	96	53	49	12	50	49	1.46
Beck,R	4.85	3	5	.375	28	48	0	0	0	39.0	41	21	21	8	11	26	1.33
Anderson,B	5.22	12	13	.480	0	32	32	4	1	207.0	236	124	120	36	58	83	1.42
Burba,D	5.56	5	0	1.000	0	8	8	0	0	43.7	49	27	27	9	19	28	1.56
Tejara,M	6.35	0	1	.000	0	4	3	0	0	17.0	32	12	12	2	7	6	2.29
Ritchie,T (nc)	DNP																
Bere,J (nc)	DNP																
Team									2								
	3.94	101	61	.623	50	162	162	24	9	1447.7	1392	671	633	162	470	880	1.29

Also

Villarreal (Cal)	2.56	6	4	.600	15	41	0	0	0	66.7	49	19	19	2	40	55	1.33
Hasagawa,S (Cal)	3.08	3	2	.600	3	37	0	0	0	49.7	44	17	17	4	11	34	1.11
Hentgen,P (Cal)	4.77	5	9	.357	0	19	19	0	0	109.3	101	67	58	24	37	44	1.26

ARSENAL GUNNERS

Player	GP	AB	R	H	RBI	2B	3B	HR	W	SO	HP	SB	CS	AVG	OBP	SLG	E
Payton	161	575	64	152	80	28	3	24	39	53	6	1	1	.264	.318	.449	2
Young	65	219	27	47	21	7	1	6	24	17	3	8	2	.215	.301	.338	0
Bonds	133	428	115	122	112	17	0	50	103	64	11	0	0	.285	.435	.675	1
Polanco	153	541	75	139	67	31	2	16	51	57	12	4	2	.257	.334	.410	5
J.Lopez	139	503	102	164	125	28	3	50	39	83	8	0	0	.326	.384	.692	2
Blalock	134	414	52	125	55	39	1	14	36	67	0	0	1	.302	.358	.502	14
Cruz	63	96	13	27	14	3	0	4	3	12	0	0	0	.281	.303	.438	3
Galarraga	126	299	40	75	53	20	1	13	19	46	3	0	1	.251	.302	.455	3
D.Rolls	106	196	27	50	15	9	0	3	8	44	1	4	1	.255	.288	.347	3
Diaz	78	162	22	46	21	5	2	2	7	16	3	1	0	.284	.326	.377	2
Stairs	117	335	63	102	68	24	0	27	48	64	6	0	0	.304	.401	.618	4
Kielty	128	348	54	88	53	25	0	15	54	53	3	2	2	.253	.358	.454	4
Guiel	118	359	54	88	39	27	0	13	18	63	15	2	1	.245	.309	.429	2
Baerga	89	227	24	60	27	9	0	2	17	27	1	0	0	.264	.318	.330	0
Walker	108	385	74	118	52	23	4	10	79	65	9	0	1	.306	.436	.465	2
Izturtis	162	502	53	129	36	21	3	2	17	72	0	2	6	.257	.281	.323	19
Reese	10	3	1	1	0	0	0	0	2	1	0	2	0	.333	.600	.333	1
Pitchers	162	4	1	1	0	0	0	0	0	1	0	0	0	.250	.250	.250	7
TOTALS	162	5596	861	1534	838	316	20	251	564	805	81	26	18	.274	.349	.472	74

Player	GP	GS	CG	S	IP	R	ER	H	HR	BB	SO	W	L	ERA	SHO
F. Garcia	34	34	7	0	201	150	139	245	40	87	156	13	12	6.22	1
Willis	31	31	3	0	175.67	94	90	179	12	77	148	15	7	4.61	1
Stephenson	30	30	1	0	165	102	100	192	31	60	74	10	11	5.45	0
Clemens	35	35	5	0	224.67	135	127	252	37	65	202	11	12	5.09	0
Harang	12	12	2	0	71.67	44	42	73	13	24	31	3	5	5.27	0
Lima	14	14	3	0	81	53	47	84	12	34	35	5	6	5.22	0
Robertson	5	5	0	0	19	24	20	33	4	12	8	1	2	9.47	0
Stone	55	0	0	0	74.67	28	27	71	13	23	38	9	2	3.25	0
Harper	38	0	0	0	56	21	17	41	4	20	39	0	4	2.73	0
Leskanic	43	0	0	1	54	18	18	38	6	34	54	3	2	3.00	0
Boyd	42	0	0	0	56.67	19	18	41	8	31	26	3	1	2.86	0
Cormier	64	0	0	35	83	30	23	59	9	25	65	6	8	2.49	0
Sauerbeck	1	1	0	0	3.33	0	0	0	0	1	2	0	0	0.00	0
Veres, D	15	0	0	0	13.67	1	1	6	1	1	13	2	0	0.66	0
Spurling	23	0	0	0	32.67	18	16	31	5	12	18	0	2	4.41	0
Carrasco	15	0	0	0	19.67	5	4	18	0	9	15	2	0	1.83	0
Feliciano	20	0	0	1	31.33	11	9	24	1	19	27	0	0	2.59	0
J. Walker	59	0	0	0	65	25	24	62	5	16	39	4	0	3.32	0
Franco	15	0	0	0	15.67	9	8	21	1	5	6	0	1	4.59	0
TOTALS		162	21	37	1443.69	787	730	1470	202	555	996	87	75	4.55	2

Primary Player Statistics For 2004 Florida Sun Totals After 162 Games

NAME	BAVG	GM	AB	R	H	2B	3B	HR	RBI	BB	SO	HB	SH	DP	SB	CS	E
P. Laforest	1.000	1	1	0	1	1	0	0	0	0	0	0	0	0	0	0	0
E. Owens	.393	32	28	3	11	3	0	0	2	2	1	0	0	1	5	7	1
J. Franco	.298	48	114	20	34	13	4	2	15	10	15	0	0	6	0	0	1
I. Rodriguez	.293	151	550	82	161	40	3	7	72	63	101	7	6	27	11	3	12
M. Alou	.290	159	603	85	175	36	1	28	106	46	67	9	1	33	2	2	4
C. Woodward	.290	48	145	31	42	6	1	4	13	8	11	1	1	3	0	0	1
A. Cintron	.284	129	465	65	132	27	6	8	48	34	43	2	10	6	0	2	10
J. Snow	.282	136	354	42	100	21	4	4	42	63	56	16	1	6	0	4	3
S. Sosa	.278	124	442	70	123	19	0	32	73	54	127	5	2	15	0	0	0
V. Castilla	.275	151	585	68	161	24	2	24	84	18	101	1	1	20	1	0	22
B. Larkin	.269	101	260	30	70	18	0	4	34	22	48	2	3	10	0	0	10
L. Walker	.269	42	130	28	35	12	1	5	22	28	27	5	0	4	2	1	0
T. Hunter	.260	148	516	63	134	33	2	23	77	33	85	7	1	17	2	0	1
J. Cruz Jr	.250	159	589	106	147	24	1	27	73	112	119	0	0	11	3	3	2
R. Sanchez	.240	134	362	33	87	13	2	0	26	14	36	1	10	14	2	2	13
B. Higginson	.221	67	122	20	27	5	0	1	6	13	23	0	0	2	3	0	2
D. Hocking	.208	68	130	9	27	9	0	1	9	6	18	0	1	2	0	0	4
D. Mirelli	.167	54	96	8	16	6	0	1	11	9	16	0	1	0	0	0	3
J. Rivera	.163	28	49	6	8	2	1	2	6	0	7	0	1	0	0	0	0
B. Phillips	.000	3	1	0	0	0	0	0	0	0	0	1	0	0	0	0	1
J. Davis	.000	1	1	0	0	0	0	0	0	0	0	0	0	0	0	0	0
L. Nixon	.000	6	5	1	0	0	0	0	1	1	2	0	0	0	0	0	0
R. Nivar	----	0	0	0	0	0	0	0	0	0	0	0	0	0	0	0	0
ALL PITCHERS	.000	162	1	1	0	0	0	0	0	0	1	0	0	0	0	0	4
-----	-----	-----	-----	-----	-----	-----	-----	-----	-----	-----	-----	-----	-----	-----	-----	-----	-----
TEAM TOTALS	.269		5549		1491		28		720		904		39		31		94
		162		771		312		173		536		57		177		24	

NAME	ERA	W	L	PCT	G	GS	CG	SH	SV	IP	H	R	ER	HR	BB	SO	
D. Marte	2.54	6	6	.500	55	0	0	0	24	78.0	53	33	22	8	39	86	
D. May	2.96	5	1	.833	31	3	0	0	5	103.1	90	39	34	6	28	53	
U. Urbina	3.47	5	3	.625	59	0	0	0	7	70.0	49	30	27	11	23	78	
J. Garland	3.75	12	7	.632	24	24	7	0	0	163.1	142	70	68	17	64	73	
B. Colon	3.83	12	5	.706	19	19	7	0	0	136.1	134	67	58	17	37	84	
J. Wright	4.15	0	0	----	2	0	0	0	0	4.1	4	2	2	0	2	1	
R. Biddle	4.38	6	1	.857	46	0	0	0	1	78.0	67	43	38	8	51	45	
J. Thomson	4.98	13	15	.464	36	36	3	0	0	226.0	291	142	125	25	62	141	
G. Maddux	5.25	12	16	.429	37	37	4	0	0	221.0	267	137	129	28	50	110	
T. Glavine	5.61	7	15	.318	28	28	3	1	0	163.2	207	106	102	18	59	60	
M. Guthrie	6.05	1	0	1.000	37	0	0	0	0	38.2	39	28	26	7	25	15	
B. Boehringer	6.57	0	0	----	5	0	0	0	1	12.1	12	9	9	2	8	11	
A. Alfonso	7.09	1	1	.500	44	0	0	0	0	66.0	96	57	52	11	36	44	
S. Torres	8.49	1	10	.091	16	13	1	0	0	70.0	86	68	66	18	31	49	
I. Valdes	8.53	0	1	.000	2	2	0	0	0	6.1	9	6	6	1	2	2	
A. Cook	----	0	0	----	0	0	0	0	0	0.0	0	0	0	0	0	0	
ALL NON-PITCHERS	----	0	0	----	0	0	0	0	0	0.0	0	0	0	0	0	0	
Team								2					+0				
-----	-----	-----	-----	-----	-----	-----	-----	-----	-----	-----	-----	-----	-----	-----	-----	-----	-----
TEAM TOTALS	4.78		81		162		25		38		1546		764		517		852
		81		.500	162		3		1437.1		837		177				

HOTLANTA POSSUMS

2004 FINAL STATS

HITTERS	G	AB	R	H	RBI	D	T	HR	BB	HBP	K	SH	DP	SB	CS	E	BA	OBA	SLG
C. Febles	69	153	27	52	17	15	2	0	14	4	13	5	3	8	3	0	0.340	0.409	0.464
C. Miller	19	33	4	10	2	1	0	0	8	1	6	0	0	0	0	0	0.303	0.452	0.333
R. Hammock	92	211	33	63	32	16	2	11	19	2	56	0	11	4	1	3	0.299	0.362	0.550
M. Giles	158	606	108	176	71	54	1	19	59	15	96	26	10	8	2	10	0.290	0.367	0.477
A. Jones	160	649	89	178	102	26	3	32	42	5	116	0	21	5	0	3	0.274	0.321	0.471
J. Varitek	147	496	83	134	87	33	3	35	53	2	127	1	10	2	0	7	0.270	0.342	0.560
R. Sexson	162	606	87	163	119	47	1	33	81	3	141	0	19	0	0	10	0.269	0.355	0.513
B. McMillon	71	168	28	43	14	12	1	6	21	2	40	0	4	0	0	0	0.256	0.346	0.446
K. Harvey	30	47	4	12	7	5	0	2	4	0	7	0	2	0	0	0	0.255	0.314	0.489
R. Sierra	92	261	32	66	25	11	2	4	20	0	34	0	4	2	2	0	0.253	0.305	0.356
M. Cuddyer	46	112	18	28	23	2	5	6	14	0	28	0	4	0	0	3	0.250	0.331	0.518
A. Piatt	74	145	20	36	33	12	0	12	4	0	55	0	1	1	0	4	0.248	0.368	0.579
J. Wilson	161	546	61	130	49	21	8	4	35	5	65	19	11	7	8	18	0.238	0.290	0.328
M. Restovich	37	58	11	13	7	1	2	0	13	1	7	0	3	0	0	2	0.224	0.375	0.310
A. Beltre	159	580	72	126	55	31	4	16	30	6	113	0	17	1	1	12	0.217	0.263	0.367
S. Spencer	139	364	47	78	36	15	0	10	47	4	97	0	8	0	0	1	0.214	0.311	0.338
R. Gonzalez	15	30	4	6	4	0	0	1	4	0	6	0	1	0	0	0	0.200	0.294	0.300
K. Robinson	18	20	4	4	2	0	1	0	4	0	0	0	0	4	0	0	0.200	0.333	0.300
K. Garcia	98	265	24	51	33	4	0	11	14	0	63	0	7	0	0	6	0.192	0.231	0.332
B. Grieve	59	182	22	30	14	4	0	4	31	4	57	0	4	0	0	0	0.165	0.300	0.253
J. Borchard	4	1	0	0	0	0	0	0	1	0	0	0	0	0	0	0	0.000	0.500	0.000
Pitchers																			
TOTALS	1810	5533	779	1399	732	310	35	206	518	54	1127	51	140	42	17	97	0.253	0.322	0.433

PITCHERS	ERA	W	L	PCT	G	GS	CG	SH	SV	IP	H	R	ER	HR	BB	SO
D. Veres	0.92	2	0	1.000	16	0	0	0	1	19.1	11	2	2	0	3	18
T. Harper	1.99	3	1	0.750	23	0	0	0	0	45.1	34	17	10	3	7	32
K. Wunsch	2.72	1	1	0.500	22	0	0	0	3	36.1	23	11	11	1	25	35
J. Isringhausen	2.96	6	2	0.750	28	0	0	0	3	45.2	35	18	15	4	17	34
E. Ramirez	3.19	2	3	0.400	25	0	0	0	4	36.2	28	16	13	3	15	15
E. DuBose	3.21	4	3	0.571	18	18	0	0	0	81.1	61	30	29	7	35	44
S. Sullivan	3.23	9	7	0.563	38	0	0	0	7	69.2	45	27	25	8	27	76
S. Sparks	3.51	3	0	1.000	49	0	0	0	0	115.1	113	48	45	14	44	57
P. Shuey	3.62	3	4	0.429	39	0	0	0	5	59.2	47	25	24	8	39	49
E. Guardado	3.75	5	4	0.556	49	0	0	0	1	69.2	59	31	29	6	15	63
A. Bernero	4.06	9	8	0.529	31	27	3	1	0	146.1	137	72	66	15	65	68
M. Koplove	4.10	2	2	0.500	19	0	0	0	4	41.2	36	19	19	5	9	22
J. Williams	4.19	8	9	0.471	31	31	0	1	0	144.0	137	74	67	23	54	83
B. Lyon	4.83	2	0	1.000	39	0	3	0	1	63.1	72	36	34	8	23	34
K. Wilson	5.32	0	2	0.000	29	5	0	0	1	44.0	52	30	26	9	11	20
K. Ishii	5.63	10	13	0.435	33	33	2	2	0	161.1	143	113	101	14	139	135
B. Reith	6.23	0	1	0.000	13	0	0	0	1	21.2	16	15	15	1	17	20
TJ Tucker	6.44	1	11	0.083	37	15	0	0	1	88.0	119	65	63	13	15	48
S. Estes	6.90	6	15	0.286	33	33	1	0	0	147.1	180	117	113	23	71	90
J. Grimsley	13.50	0	0	0.000	2	0	0	0	0	2.2	9	4	4	2	0	1
team									4							
TOTALS	4.44	76	86	0.469	574	162	9	8	32	1439.2	1357	770	711	167	631	944

Orlando Redsox 2004

	AVG	GM	AB	R	H	2B	3B	HR	RBI	BB	HBP	SO	SB	CS	E	OBP	SLG
BARD	.316	68	266	18	84	3	5	2	26	18	0	33	0	0	3	.359	.379
GARCIAPARA	.269	160	609	86	164	42	11	20	73	43	9	58	15	2	17	.326	.471
FINLEY	.258	150	581	88	150	19	7	26	86	49	11	113	10	5	4	.328	.449
CRISP	.278	111	426	53	119	20	5	8	45	20	3	88	23	5	3	.316	.398
TYNER	.237	25	59	11	14	2	0	1	9	5	2	7	1	0	2	.322	.322
HILLENBRAND	.279	137	537	49	150	37	3	9	53	23	2	78	1	0	10	.311	.410
WILKERSON	.253	69	261	43	66	18	0	11	36	41	6	79	3	0	2	.367	.448
BYRNES	.240	139	479	55	115	26	9	11	59	38	0	99	5	0	2	.296	.401
KATA	.237	98	325	36	77	15	4	8	37	43	3	60	2	2	5	.332	.382
MERLONI	.246	61	130	23	32	7	0	0	8	15	2	53	0	1	7	.334	.300
BOONE	.267	160	647	92	173	36	6	34	90	48	9	137	19	7	9	.327	.497
BRANYAN	.206	42	126	20	26	10	0	8	34	28	0	34	2	0	0	.351	.476
ERSTAD	.225	85	281	18	63	8	0	4	18	12	0	42	7	4	0	.256	.294
SANTIAGO	.221	144	413	53	91	16	4	11	38	23	2	78	2	0	0	.266	.355
GRIFFEY	.216	32	88	12	19	6	0	6	23	16	1	17	0	0	2	.340	.489
SINGLETON	.226	65	235	25	53	15	2	1	21	20	0	22	1	2	4	.286	.319
MABRY	.182	4	11	1	2	1	0	0	2	1	0	2	0	0	0	.250	.273
GOMEZ	.056	5	18	0	1	0	1	0	1	1	0	4	0	0	1	.105	.167
MELHUSE	.222	4	9	1	2	0	0	0	1	0	0	2	0	0	0	.222	.222
RAINES	.500	3	2	0	1	1	0	0	0	0	0	0	0	0	0	.500	1.000
PITCHERS	.000	162	0	0	0	0	0	0	0	0	0	0	0	0	4	.000	.000
	.255	162	5,502	683	1,401	280	56	158	658	444	50	1,006	92	28	75	.316	.412

	ERA	W	L	PCT	SV	G	GS	CG	SHO	IP	H	R	ER	HR	BB	SO	RATIO
RUSCH	8.38	0	0	.000	0	3	0	0	0	10	11	9	9	1	5	7	1.66
HERNANDEZ	4.85	0	0	.000	0	5	0	0	0	13	12	8	7	0	5	9	1.31
SMOLTZ	1.40	2	1	.000	34	45	0	0	0	58	31	9	9	4	16	76	0.81
HEREDIA	2.47	3	2	.000	3	37	0	0	0	52	42	18	14	4	18	30	1.14
WENDALL	2.95	1	2	.000	1	39	0	0	0	64	46	21	21	7	25	36	1.12
WESTBROOK	3.45	3	5	.000	2	45	0	0	0	145	123	55	55	11	55	79	1.23
BURKETT	4.00	9	11	.450	0	28	28	6	0	163	169	83	73	17	47	93	1.33
BECKETT	3.96	10	17	.000	0	30	30	6	2	185	164	88	81	19	69	183	1.26
BROWN	3.66	19	10	.655	0	37	37	7	2	251	250	104	102	29	79	207	1.31
LOPEZ	4.71	4	5	.444	2	50	0	0	0	65	44	34	34	12	22	46	1.02
MAROTH	6.38	7	22	.000	0	31	31	4	0	206	288	167	146	37	92	114	1.84
RUETER	6.56	6	16	.273	0	30	30	0	0	166	201	133	121	27	61	41	1.58
GALLO	3.24	0	0	.000	0	8	0	0	0	17	15	6	6	2	6	9	1.26
JENNINGS	5.23	2	4	.000	0	6	6	0	0	31	36	20	18	5	15	21	1.65
BUMP	4.59	1	0	.000	0	10	0	0	0	18	17	10	9	3	10	14	1.53
MENDOZA	4.76	0	0	.000	0	11	0	0	0	11	15	6	6	2	5	8	1.76
MYERS	3.60	0	0	.000	0	3	0	0	0	5	5	2	2	0	0	0	1.00
	4.40	67	95	.414	42	418	162	23	1	1,459	1,470	773	714	180	531	972	1.37

2004 California Dreamers – Final Statistics

Players:

Player	.Avg	G	AB	R	H	2B	3B	HR	RBI	BB	SO	HB	SH	DP	SB	CS	E
Jose Reyes	.359	112	298	40	107	12	0	4	48	17	37	0	3	5	30	7	15
Ed Almonte (Tot)	.333	37	51	9	17	2	0	0	8	3	17	1	0	0	0	0	4
(Cal)	.417	6	12	1	5	0	0	0	3	2	4	0	0	0	0	0	2
(York)	.308	31	39	8	12	2	0	0	5	1	13	1			0	0	2
Sean Casey (Tot)	.292	160	600	78	175	26	3	15	83	46	60	0	0	7	1	2	7
(Cal)	.305	67	259	35	79	10	0	3	29	26	28	0	0	7	1	1	2
(York)	.282	93	341	43	96	16	3	12	54	20	32	0			0	1	5
Luis Gonzalez	.285	148	527	80	150	46	3	27	83	59	66	3	0	17	4	0	2
Danny Bautista	.267	96	251	31	67	14	0	2	32	17	50	4	0	4	2	2	2
Jose Molina	.253	39	91	8	23	3	0	0	10	4	15	2	2	0	0	0	0
Ron Coomer	.252	40	103	12	26	3	0	2	17	4	9	0	0	4	0	0	6
John Gibbons	.249	134	450	47	112	20	1	15	53	32	68	4	0	9	0	0	5
Johnny Damon	.245	160	669	104	164	39	5	10	52	68	93	1	1	6	34	4	2
Carlos Pena	.245	117	339	48	83	24	7	18	64	49	95	7	0	6	1	0	7
Ramon Vazquez	.240	129	429	52	103	16	5	3	32	41	93	2	2	6	7	2	13
Joe Vitiello	.237	19	38	4	9	4	0	0	6	2	11	1	0	0	0	0	0
Scott Spiezio	.226	154	500	51	113	36	12	8	53	28	73	6	0	7	3	2	13
Wil Cordero	.224	103	295	35	66	27	1	6	32	32	62	1	0	11	0	0	2
Brent Mayne	.216	125	375	22	81	10	1	3	26	23	60	1	5	6	1	1	3
Luis Rivas	.186	134	377	37	70	11	5	6	35	23	50	5	3	7	15	3	2
David Bell	.000	3	4	0	0	0	0	0	0	1	0	0	0	0	0	0	1
Bubba Trammell	.000	1	1	0	0	0	0	0	0	0	0	0	0	0	0	0	0
Pitchers																	9
Traded Players																	
Todd Pratt	.319	31	72	16	23	7	4	1	13	15	20	5	0	3	0	0	1
Rey Ordonez	.310	43	100	13	31	12	0	2	15	5	10	3	4	0	0	0	3
Ken Harvey	.300	12	30	3	9	4	0	0	1	0	4	1	0	1	0	0	0
Edgar Martinez	.277	91	325	51	90	19	1	10	49	58	71	9	0	9	0	0	0
Totals	.254	162	5545	690	1411	317	45	120	653	506	919	55	20	108	98	22	90

Pitchers:

Player	ERA	W	L	.Pct	G	GS	CG	SH	Sv	IP	H	R	ER	HR	BB	SO
Tommy Phelps	0.96	0	0	---	3	0	0	0	0	9.1	8	1	1	0	3	7
Chris Capuano	3.56	1	3	.250	37	1	0	0	5	30.1	29	15	12	5	9	21
Kent Mercker	3.63	1	5	.167	38	0	0	0	2	57	32	26	23	5	26	46
Livan Hernandez	3.77	14	14	.500	36	36	5	2	0	253	270	124	106	27	79	178
Kyle Snyder	4.29	5	6	.455	14	14	2	1	0	94.1	108	50	45	11	20	39
Kirk Saarloos	4.32	0	1	.000	6	2	0	0	0	16.2	14	8	8	3	8	12
Randy Johnson	4.37	6	6	.500	17	17	3	0	0	113.1	128	59	55	15	22	112
Paul Wilson (Tot)	4.61	11	12	.478	27	27	4	0	0	181.2	191	93	93	32	43	80
(Cal)	5.34	1	6	.143	9	9	1	0	0	60.2	69	36	36	11	10	22
(York)	4.24	10	6	.625	18	18	3	0	0	121	122	57	57	21	33	58
Horatio Ramirez	4.88	7	16	.304	31	31	4	0	0	199	211	123	108	30	91	76
Jesus Colome	4.94	5	1	.833	40	0	0	0	2	74.2	74	47	41	12	52	60
Kazuhiro Sasaki	5.40	1	4	.200	24	0	0	0	1	25	22	16	15	0	14	14
Kenny Rogers	5.42	8	17	.320	33	33	3	1	0	206	246	134	124	21	74	113
Carlos Silva	6.48	0	5	.000	34	0	0	0	0	73.2	100	63	53	10	41	38
Omar Daal	20.25	0	0	---	2	0	0	0	0	2.2	8	6	6	0	3	1
Traded Players																
Oscar Villarreal	2.57	6	4	.600	41	0	0	0	15	66.2	49	19	19	2	40	44
Shigetosi Hasegawa	3.08	3	2	.600	37	0	0	0	3	49.2	44	17	17	4	11	27
Pat Hentgen	4.77	5	9	.357	19	19	0	0	0	109.1	101	67	58	24	37	70
Totals	4.53	63	99	.389	162	162	18	5	28	1441.1	1513	811	726	180	540	880