





**THE
FLY-BY-NIGHT
2003 SEASON
FINAL STATISTICS**

OCTOBER 15, 2003





NATIONAL LEAGUE
○
WEST



Primary Player Statistics For 2003 CONNECTICUT BLUE DEVILS Totals After 162 Games

NAME	BAVG	GM	AB	R	H	2B	3B	HR	RBI	BB	SO	HB	SH	DP	SB	CS	E
B.Abernathy	1.000	4	1	0	1	0	0	0	0	0	0	0	0	0	0	0	0
M.Byrd	.400	5	5	1	2	0	0	0	0	0	2	0	0	0	0	0	0
T.Shumpert	.347	40	49	14	17	4	0	1	3	4	3	3	0	0	1	0	2
B.Williams	.331	159	599	113	198	34	5	21	76	100	85	5	0	0	5	4	3
E.Chavez	.329	60	152	28	50	6	8	4	15	8	16	0	0	0	2	4	1
G.Jenkins	.313	113	268	48	84	22	2	18	48	26	49	5	0	0	0	0	1
T.Wigginton	.292	62	130	23	38	13	0	7	23	6	31	2	0	0	1	0	0
E.Renteria	.285	162	590	81	168	39	0	10	68	35	67	5	0	0	19	2	19
J.Larue	.283	101	240	28	68	17	0	4	33	10	76	15	0	0	0	1	5
M.Piazza	.280	145	485	70	136	22	2	34	91	46	83	1	0	0	0	0	7
C.Biggio	.269	154	520	80	140	40	2	13	64	44	93	16	0	0	9	2	9
R.Gutierrez	.267	72	116	8	31	7	3	0	14	12	16	5	0	1	0	0	3
J.Encarnacion	.265	150	547	78	145	19	5	26	88	43	107	5	0	0	16	9	2
T.Martinez	.256	154	507	62	130	21	0	25	73	43	79	4	0	1	0	1	5
O.Saenz #	.256	33	82	9	21	6	0	7	17	2	16	2	0	0	0	0	1
A.Ochoa	.253	118	304	53	77	14	2	10	27	42	36	4	0	0	16	12	3
T.Hafner	.234	34	77	11	18	8	1	1	7	18	21	0	0	0	0	0	1
M.Grissom	.231	128	337	39	78	17	2	18	50	25	69	2	0	0	0	0	2
E.Munson	.214	18	42	8	9	3	0	3	7	4	8	1	0	0	0	0	0
A.Boone	.204	158	519	64	106	20	3	26	65	34	85	3	1	0	17	2	25
A.Torres	.000	5	2	1	0	0	0	0	0	1	0	0	0	0	0	1	0
L.Bigbie	.000	9	2	0	0	0	0	0	0	0	1	0	0	0	0	0	0
ALL PITCHERS	.667	162	3	0	2	0	0	0	0	1	1	0	0	0	0	0	12

TEAM TOTALS	.272	5577	1519	35	769	944	1	86	101
	162	819	312	228	504	78	2	38	

* O. Saenz (w/w.w) 42 81 8 25 8 0 0 10 6 12 6 1

NAME	ERA	W	L	PCT	G	GS	CG	SH	SV	IP	H	R	ER	HR	BB	SO
C.Bradford	2.30	9	4	.692	49	0	0	0	10	82.1	62	23	21	5	14	67
L.Vizcaino	2.86	4	6	.400	64	0	0	0	21	85.0	63	29	27	4	35	89
G.Mota	3.14	7	2	.778	39	0	0	0	0	66.0	47	25	23	7	26	55
A.Benitez	3.18	2	2	.500	49	0	0	0	0	73.2	57	30	26	5	16	94
J.Riedling	3.28	5	1	.833	22	0	0	0	2	35.2	30	15	13	2	19	18
M.Remlinger	3.45	4	6	.400	65	0	0	0	9	75.2	56	29	29	3	30	67
R.King	3.53	2	2	.500	60	0	0	0	3	51.0	41	21	20	8	16	38
B.Duckworth	3.77	6	3	.667	17	17	0	0	0	98.0	91	46	41	13	26	111
D.Wells	3.83	15	8	.652	35	35	0	0	0	223.1	238	100	95	23	47	139
M.Williams	3.86	0	1	.000	7	0	0	0	0	9.1	8	4	4	2	3	4
R.Hernandez*	3.94	7	2	.778	16	16	1	1	0	80.0	89	38	35	8	17	38
B.Radke	4.43	6	4	.600	16	16	2	0	0	91.1	98	47	45	5	26	51
R.Lopez	4.51	15	9	.625	33	33	1	0	0	213.1	202	111	107	28	79	122
J.Haynes	4.89	4	1	.800	10	10	0	0	0	53.1	53	30	29	8	26	34
M.Morris	5.28	10	15	.400	35	35	3	1	0	216.1	238	141	127	28	70	166
ALL NON-PITCHERS	----	0	0	----	0	0	0	0	0	0.0	0	0	0	0	0	0
Team									1				+0			
TEAM TOTALS	3.97	66			162	7		45		1373		642		450		
		96		.593	162	3		1454.1		689		149		1093		

KLEE'S KLUBBERS

KLUBBER	G	AB	H	2B	3B	HR	R	RBI	S	SF	SB	CS	HBP	BB	K	BA	TB	OBA	SLG	E
LUIS CASTILLO	158	671	217	24	5	3	113	46	5	1	64	13	3	56	74	0.323	260	0.378	0.387	16
RANDY WINN	157	641	183	45	9	16	83	99	4	11	24	8	7	53	122	0.285	294	0.341	0.459	1
JORGE POSADA	158	559	128	39	3	20	85	93	0	7	0	0	2	82	166	0.229	233	0.326	0.417	16
RAFAEL PALMEIRO	158	542	133	35	3	37	96	118	0	9	0	1	4	97	96	0.245	285	0.359	0.526	2
ARAMIS RAMIREZ	161	535	114	34	3	12	53	64	0	2	3	1	6	27	92	0.213	190	0.258	0.355	12
DOUG MIENTKIEWICZ	153	508	135	23	1	9	77	60	0	7	2	1	8	85	82	0.266	187	0.375	0.368	2
DUSTAN MOHR	136	401	96	22	3	13	48	50	0	3	9	2	3	16	85	0.239	163	0.272	0.406	3
GABE KAPLER	133	324	92	19	3	1	37	32	0	2	14	5	1	15	65	0.284	120	0.316	0.370	4
MARK LORETTA	128	313	102	21	0	4	42	42	8	1	0	0	2	29	34	0.326	135	0.386	0.431	15
RUSTY GREER	94	223	75	17	2	3	22	26	0	2	1	0	0	25	19	0.336	105	0.400	0.471	4
RAMON SANTIAGO	105	222	55	4	3	3	33	23	2	2	13	6	6	13	34	0.248	74	0.305	0.333	5
JUAN GONZALEZ	90	182	52	16	1	4	23	23	0	2	1	1	0	10	46	0.286	82	0.320	0.451	2
MATT LECROY	66	130	30	6	0	6	13	17	0	1	0	0	0	10	25	0.231	54	0.284	0.415	
EDUARDO PEREZ	47	79	19	3	0	8	13	22	0	1	0	0	3	6	14	0.241	46	0.315	0.582	
ANGEL BERROA	34	79	19	8	1	0	10	1	0	0	2	0	2	10	6	0.241	29	0.341	0.367	8
JASON LANE	38	64	13	2	0	2	11	9	0	1	0	2	0	6	10	0.203	21	0.268	0.328	
MIKE KINKADE	53	54	16	3	0	0	9	16	0	1	1	0	11	10	17	0.296	19	0.487	0.352	
ARMANDO RIOS	15	32	9	2	0	0	2	0	0	0	0	1	0	2	4	0.281	11	0.324	0.344	1
CHRIS RICHARD	6	4	0	0	0	0	0	0	0	0	0	0	0	2	1	0.000	0	0.333	0.000	

TOTAL	1890	5563	1488	323	37	141	770	741	19	53	134	41	58	554	992	0.267	2308	0.337	0.415	97
							4.75													

KLUBBED	G	GS	CG	W	L	PCT	IP	H	R	ER	HR	BB	K	ERA	SV	HD	E	SHO
KEVIN MILLWOOD	35	35	6	14	14	0.500	236.33	246	129	117	26	84	172	4.46	0	0	2	2
BRIAN LAWRENCE	31	31	8	9	16	0.360	210.33	270	130	121	19	56	138	5.18	0	0	0	2
KYLE LOHSE	31	31	2	8	9	0.471	184.67	222	123	114	32	94	116	5.56	0	0	0	0
JOHN LACKEY	18	18	0	5	7	0.417	106.00	117	62	56	10	31	83	4.75	0	0	0	0
TED LILLY	20	20	0	4	7	0.364	99.67	103	72	65	24	28	75	5.87	0	0	0	0
VLADIMIR NUNEZ	55	0	0	7	7	0.500	96.67	78	35	29	7	48	72	2.70	16	14	1	0
JOHN HALAMA	51	0	0	4	0	1.000	88.67	92	34	28	6	21	61	2.84	5	15	0	0
JOE BOROWSKI	56	0	0	5	2	0.714	88.00	62	25	25	8	29	91	2.56	10	11	0	0
BEN WEBER	43	0	0	4	5	0.444	71.33	74	34	25	1	28	36	3.15	1	21	3	0
PETER MUNRO	14	12	0	5	4	0.556	65.00	88	49	48	7	15	34	6.65	0	1	0	0
CLIFF POLITTE	46	0	0	5	2	0.714	62.33	55	35	34	7	25	58	4.91	6	21	0	0
JUAN ACEVEDO	37	0	0	4	2	0.667	49.33	45	20	17	2	7	30	3.10	4	11	0	0
TIM REDDING	11	10	0	1	8	0.111	43.00	76	51	51	5	29	43	10.67	0	1	0	0
NELSON FIGUEROA	5	4	0	1	2	0.333	29.00	32	20	20	6	8	10	6.21	0	0	0	0
ERIC HILJUS	1	1	0	0	1	0.000	5.00	4	2	2	0	3	5	3.60	0	0	0	0
STRLING HITCHCOCK	1	0	0	0	0	--	2.33	2	1	1	1	0	0	3.86	0	0	0	0
BRITT REAMES	1	0	0	0	0	--	1.00	5	5	5	0	1	2	45.00	0	0	0	0

TOTAL	456	162	16	76	86	0.469	1438.66	1571	827	758	161	507	1026	4.74	42	95	6	6
-------	-----	-----	----	----	----	-------	---------	------	-----	-----	-----	-----	------	------	----	----	---	---

Primary Player Statistics For 2003 Margaritaville Parrotheads Totals After 162 Games


NAME	BAVG	GM	AB	R	H	2B	3B	HR	RBI	BB	SO	HB	SH	DP	SB	CS	E
A.Sanchez	.333	118	436	78	145	15	10	0	40	37	67	1	0	0	93	17	6
T.Hollandsworth	.305	130	456	65	139	32	2	11	53	51	99	0	0	2	12	7	5
J.McDonald	.276	82	196	17	54	4	5	2	23	7	33	3	10	0	1	1	8
P.Konerko	.272	158	624	80	170	37	0	30	92	44	105	5	0	1	0	0	9
D.Relaford	.269	108	361	54	97	16	1	12	56	29	59	5	0	0	21	3	4
J.Offerman	.267	31	105	12	28	4	0	2	10	12	15	0	0	0	2	1	1
M.Alou	.257	132	482	65	124	15	1	19	64	50	51	0	0	0	6	2	0
B.Davis	.252	76	246	32	62	6	4	4	21	25	59	1	0	0	0	1	1
T.Nixon	.246	152	574	64	141	48	3	25	82	49	116	9	0	0	2	3	5
P.Reese	.243	66	243	22	59	12	1	2	24	16	46	3	0	1	3	2	3
J.Uribe	.241	158	527	51	127	24	2	6	31	22	102	3	2	0	4	0	22
S.Spencer	.231	72	169	13	39	4	1	5	17	14	26	3	0	0	0	0	1
B.Mueller	.223	113	400	46	89	15	7	10	45	40	48	0	0	0	0	0	6
R.Rivera	.197	66	152	18	30	6	1	2	12	19	44	1	2	1	8	0	1
K.Huckaby	.192	64	208	8	40	5	0	1	13	8	37	0	0	1	0	0	0
B.Agbayani	.185	10	27	4	5	1	0	0	4	3	4	0	0	0	0	0	0
A.Hinch	.176	59	125	14	22	2	0	2	13	11	27	1	0	0	0	0	0
G.Norton	.161	22	62	3	10	5	0	0	2	3	19	0	0	0	0	1	0
V.Castilla	.148	43	162	7	24	6	0	2	14	10	16	0	0	0	0	0	0
ALL PITCHERS	----	162	0	0	0	0	0	0	0	0	0	0	0	0	0	0	18
-----	-----	-----	-----	-----	-----	-----	-----	-----	-----	-----	-----	-----	-----	-----	-----	-----	-----
TEAM TOTALS	.253		5555		1405		38		616		973		14		152		90
		162		653		257		135		450		35		6		38	

NAME	ERA	W	L	PCT	G	GS	CG	SH	SV	IP	H	R	ER	HR	BB	SO	
M.Crudale	2.43	1	3	.250	28	0	0	0	12	33.1	27	11	9	2	9	34	
D.Kolb	2.56	3	2	.600	34	0	0	0	0	31.2	22	9	9	1	15	17	
J.Tam	2.93	3	4	.429	25	0	0	0	0	46.0	50	16	15	2	13	23	
J.Lieber	3.22	10	9	.526	28	28	0	0	0	156.2	160	64	56	16	29	78	
B.Colon	3.26	20	12	.625	37	37	9	2	0	251.0	218	96	91	23	73	145	
S.Stewart	3.36	0	8	.000	49	0	0	0	10	61.2	47	27	23	7	18	61	
C.Fossum	3.66	4	3	.571	45	0	0	0	4	118.0	112	52	48	18	40	117	
A.Pettitte	4.03	9	9	.500	27	27	0	0	0	149.2	159	74	67	20	38	107	
C.Bailey	4.30	0	2	.000	14	0	0	0	1	29.1	33	14	14	1	13	18	
T.Driskill	4.58	8	8	.500	27	24	3	0	0	145.1	162	78	74	17	52	97	
S.Lowe	5.08	0	1	.000	10	0	0	0	2	28.1	29	17	16	4	8	18	
R.Quevedo	5.08	3	7	.300	22	15	3	1	0	113.1	135	67	64	14	41	57	
J.Nelson	5.15	1	6	.143	41	0	0	0	2	50.2	44	32	29	6	33	59	
T.Armaz Jr.	5.75	6	16	.273	31	31	1	1	0	164.1	174	111	105	19	84	108	
S.Mullen	5.82	0	0	----	38	0	0	0	1	43.1	53	30	28	7	15	22	
P.Mahomes	6.75	0	4	.000	20	0	0	0	4	36.0	41	27	27	7	20	22	
ALL NON-PITCHERS	----	0	0	----	0	0	0	0	0	0.0	0	0	0	0	0	0	
Team								1					+0				
-----	-----	-----	-----	-----	-----	-----	-----	-----	-----	-----	-----	-----	-----	-----	-----	-----	-----
TEAM TOTALS	4.16		94		162		16		36		1466		675		501		983
		68		.420		162		5		1458.2		725		164			


Primary Player Statistics For 2003 New England Angels Totals After 162 Games

NAME	BAVG	GM	AB	R	H	2B	3B	HR	RBI	BB	SO	HB	SH	DP	SB	CS	E
B.Larson	.444	11	18	5	8	2	0	5	10	0	4	0	0	0	0	0	0
T.Helton	.331	49	172	31	57	20	1	8	31	22	25	2	0	2	1	0	3
A.Kennedy	.292	47	168	12	49	8	3	1	12	6	25	3	4	3	10	1	3
J.Vander Wal	.276	95	232	22	64	17	0	7	39	26	59	0	0	2	1	1	4
M.Lawton	.270	144	452	82	122	21	0	23	46	83	44	8	1	8	19	12	3
E.Owens	.270	95	304	37	82	13	2	6	38	11	28	0	4	0	18	4	2
B.Fullmer	.269	97	297	52	80	20	5	14	49	24	25	15	0	1	3	1	0
R.Machado	.260	94	219	24	57	15	0	4	24	15	46	2	4	4	3	0	0
S.Hatteberg	.255	149	482	70	123	13	5	14	62	65	59	8	1	7	0	0	4
C.Koskie	.253	158	517	77	131	26	4	16	66	77	139	9	0	11	13	10	8
D.Minor	.248	70	137	19	34	5	0	7	22	8	27	2	0	4	0	0	0
R.Velarde	.247	44	93	12	23	7	0	0	2	10	24	2	1	0	1	0	0
N.Perez	.229	153	450	34	103	11	7	4	40	19	54	0	10	6	9	5	15
T.Perez	.222	93	212	23	47	13	1	5	24	13	43	0	4	3	2	0	2
M.Matheny	.217	130	332	25	72	10	0	3	33	32	41	1	9	4	0	4	2
C.Stynes	.203	26	59	5	12	2	1	4	12	3	7	0	0	0	0	0	1
C.Knoblauch	.196	114	276	31	54	9	1	7	25	28	30	2	2	3	15	4	1
R.Taylor	.195	68	221	18	43	11	2	7	21	7	56	1	3	2	8	4	8
M.Bradley	.188	125	329	29	62	13	1	7	32	22	62	0	0	5	10	3	5
D.Jimenez	.180	86	327	35	59	7	3	3	18	30	59	0	3	7	4	1	6
C.Truby	.059	10	17	0	1	0	0	0	1	0	3	0	0	0	0	0	0
J.Cruz	----	0	0	0	0	0	0	0	0	0	0	0	0	0	0	0	0
ALL PITCHERS	.146	162	41	1	6	1	0	1	2	1	11	0	0	1	0	0	8
-----	-----	-----	-----	-----	-----	-----	-----	-----	-----	-----	-----	-----	-----	-----	-----	-----	-----
TEAM TOTALS	.241		5355		1289		36		609		871		46		117		75
		162		644		244		146		502		55		73		50	

NAME	ERA	W	L	PCT	G	GS	CG	SH	SV	IP	H	R	ER	HR	BB	SO	
S.Shields	3.10	3	4	.429	47	0	0	0	34	52.1	36	18	18	2	39	29	
M.Batista	3.29	13	10	.565	31	29	5	3	0	205.1	185	86	75	18	86	120	
J.Powell	3.30	2	3	.400	48	0	0	0	3	46.1	32	19	17	5	23	29	
J.Fogg	4.21	10	14	.417	32	31	3	1	0	205.1	198	102	96	28	56	110	
C.Zerbe	4.24	3	3	.500	59	0	0	0	2	51.0	49	27	24	6	24	26	
P.Walker	5.32	8	9	.471	53	9	0	0	1	138.2	161	86	82	23	52	59	
B.Sheets	5.46	7	18	.280	33	33	4	0	0	199.1	221	132	121	24	67	150	
J.Baldwin	5.62	4	2	.667	39	5	1	0	0	123.1	171	78	77	16	49	61	
G.Stebschulte	5.68	1	1	.500	15	0	0	0	0	19.0	18	13	12	4	8	17	
J.Phillips	6.07	1	0	1.000	15	1	1	0	1	29.2	27	22	20	3	21	16	
V.Zambrano	6.17	3	3	.500	47	6	0	0	0	89.0	106	63	61	9	56	59	
J.Peavy	7.10	8	8	.500	16	16	1	0	0	77.1	102	65	61	14	28	72	
J.D'Amico	7.71	0	3	.000	6	4	1	0	0	28.0	41	24	24	5	7	20	
A.Sele	7.95	3	13	.188	23	23	1	0	0	129.0	199	117	114	22	57	60	
K.Olsen	8.31	0	3	.000	7	4	0	0	0	26.0	27	30	24	5	19	20	
K.Gryboski	13.50	1	1	.500	8	0	0	0	1	5.1	11	8	8	2	8	2	
ALL NON-PITCHERS	----	0	0	----	0	0	0	0	0	0.0	0	0	0	0	0	0	
Team								4					-1				
-----	-----	-----	-----	-----	-----	-----	-----	-----	-----	-----	-----	-----	-----	-----	-----	-----	-----
TEAM TOTALS	5.26		95		162		17		42		1584		833		600		850
		67		.414		162		8		1425.0		890		186			



NATIONAL LEAGUE
○
EAST



HAZARDVILLE	ave	oba	slug	g	ab	r	h	rbi	d	t	hr	bb	so	hbp	sb	cs	e	PA	card	110%	rem
Nieves, Wil	.1000	.1000	.1000	2	2	0	2	0	0	0	0	0	0	0	0	0	0	2	72	79	77
Henderson,R (Haz)	.476	.607	.714	12	21	5	10	8	2	0	1	7	7	0	2	0	1	28			128
Schneider,Brian	.371	.435	.629	61	132	19	49	20	19	3	3	15	23	0	0	0	0	147	206	227	95
Vidro, Jose	.309	.374	.500	157	654	117	202	82	47	9	20	65	70	3	3	0	12	722	604	664	10
Berg,Dave	.309	.364	.449	84	243	30	75	38	19	3	3	14	36	7	0	0	8	264	374	411	168
Crawford, Carl	.307	.333	.458	62	153	23	47	34	14	3	1	5	25	1	5	8	0	159	259	285	132
Olerud,John	.299	.413	.479	156	603	113	180	80	39	2	22	109	71	9	0	0	4	721	553	608	5
Tejada,Miguel	.295	.336	.469	162	667	100	197	106	34	2	26	29	91	12	1	2	17	708	662	728	61
Rolen,Scott	.289	.380	.574	161	605	123	175	126	41	4	41	77	121	11	2	0	14	693	580	638	33
Sanders,Reggie	.287	.343	.500	55	94	16	27	9	4	2	4	7	20	1	1	2	0	102	505	556	462
Green,Shawn	.278	.367	.562	158	605	126	168	130	30	2	46	79	111	6	3	2	0	690	582	640	35
Bagwell,Jeff	.265	.380	.492	160	618	115	164	105	28	2	36	94	143	20	2	2	2	732	571	628	10
Beltran,Carlos	.263	.332	.495	162	616	101	162	104	42	13	25	61	114	3	26	10	6	680	637	701	85
Catalanotto, Frank	.235	.347	.435	68	170	23	40	25	12	5	4	22	19	7	7	1	2	199	212	233	63
Molina,Ben	.228	.262	.299	138	435	52	99	42	16	0	5	16	41	4	0	0	1	455	428	471	36
Lewis,Darren	.156	.308	.188	72	32	8	5	4	1	0	0	5	7	2	0	1	0	39	79	87	55
Hall, Billy	.000	.000	.000	5	2	1	0	0	0	0	0	0	2	0	0	0	0	2	36	40	38
Pitchers	----	----	----	1	0	0	0	0	0	0	0	0	0	0	0	0	6	0			
TOTALS	.283	.362	.488	162	5652	972	1602	913	348	50	237	605	901	86	52	28	73				
Henderson (Total)	.275	.451	.406	43	69	18	19	13	3	0	2	21	18	1	5	2	2	65	179	197	128

Pitchers	era	w	l	s	pct	g	gs	cg	ip	h	hra	r	er	bb	k	hbp	sho	pts	card	110%	rem
Henriquez, Oscar	0.00	0	0	0	-----	2	0	0	1.33	1	0	0	0	0	1	0	0	28	31.0	29.7	
James, Delvin	0.00	0	0	0	-----	1	0	0	1.00	0	0	0	0	0	2	0	0	34	37.0	36.0	
Kent, Steven	0.00	0	0	0	-----	1	0	0	1.00	1	0	0	0	1	2	0	0	57	63.0	62.0	
Rincon, Juan	0.00	0	0	0	-----	1	0	0	1.00	0	0	0	0	0	2	0	0	29	32.0	31.0	
Gagne,Eric (Haz)	0.92	1	0	8	1.000	14	0	0	19.67	8	2	2	2	1	26	0	17			11.3	
Donnelly, Brendan	1.67	5	3	9	0.625	30	0	0	37.67	25	2	7	7	19	43	1	17	50	55.0	17.3	
Condrey,Clay	1.69	0	0	2	-----	5	0	0	5.33	2	1	1	1	0	3	0	4	27	30.0		
Hammond, Chris	1.96	2	4	11	0.333	40	0	0	46.00	37	2	10	10	13	31	2	16	76	84.0	38.0	
Jimenez, Jose	2.78	1	2	3	0.333	41	0	0	55.00	56	6	18	17	13	41	3	3	73	80.0	25.0	
Oswalt,Roy*	3.38	20	8	0	0.714	34	34	6	255.33	221	24	100	96	56	218	12		233	256.0	0.7	
White, Gabe	3.52	1	0	1	1.000	30	0	0	30.66	24	3	12	12	9	19	2	3	54	59.0	28.3	
Buehrle,Mark*	3.61	21	8	0	0.724	34	34	12	247.00	246	15	106	99	51	111	16	3	239	263.0	16.0	
Washburn,Jarrod*	3.68	22	7	0	0.759	31	31	5	213.00	211	26	89	87	66	148	10	2	206	227.0	14.0	
Cruz, Juan	3.75	0	1	2	0.000	34	0	0	60.00	38	8	26	25	43	60	3	2	97	107.0	47.0	
Lidle,Cory	4.52	16	7	0	0.696	29	29	4	191.00	216	18	108	96	42	79	7	2	192	211.0	20.0	
Hudson,Tim*	4.67	16	15	0	0.516	34	34	8	237.00	271	26	132	123	63	144	9		238	262.0	25.0	
Cruz, Nelson	5.01	1	1	2	0.500	19	0	0	41.33	39	7	23	23	11	30	1	3	78	86.0	44.7	
Lloyd,Graeme	5.40	0	0	0	-----	2	0	0	3.33	3	1	2	2	1	1	1	0	57	63.0	59.7	
Wright,Jamey	-----	0	0	0	-----	0	0	0	0.00	0	0	0	0	0	0	0		129	142.0	142.0	
Team	----																5				
TOTALS	3.73	106	56	38	0.654		162	35	1446.67	1399	141	636	600	389	961	67	12	65	1897	2088	648
Gagne (Total)	2.17	3	4	35	0.429	55	0	0	78.67	46	8	21	19	7	116	0	0	65	82	90.0	11.3

Allyn Street 2003

PLAYERS	GA	AB	R	H	D	T	HR	RBI	BB	K	HBP	SB	CS	E	AVE	OBP	SLG
Stewart	154	622	110	195	56	8	12	55	46	56	10	4	4	2	314	370	487
Furcal	162	584	70	141	33	6	5	57	42	109	1	28	9	28	241	293	344
Millar	144	458	78	135	46	0	12	65	48	68	3	1	0	4	295	365	474
Berkman	156	580	119	170	49	5	41	118	91	123	5	7	0	5	293	393	607
Soriano	161	640	96	180	39	3	29	120	32	144	10	41	11	13	281	326	488
McGriff	150	467	60	114	22	2	20	73	54	76	2	7	2	12	244	325	428
Lowell	147	453	74	133	40	1	19	73	42	77	4	3	0	8	294	359	512
Singleton	142	381	56	111	21	10	10	64	18	73	0	20	1	5	291	323	478
Vizcaino	111	166	13	38	8	1	1	9	10	17	0	1	0	2	229	273	307
Inge	61	121	15	23	4	2	0	5	7	34	1	0	0	0	190	240	256
Redmond	101	198	18	56	7	0	1	16	17	43	4	0	0	3	283	352	333
Hidalgo	82	158	11	21	4	0	1	7	13	30	5	0	0	1	133	222	177
Michaels	45	84	16	21	7	4	1	12	7	28	0	1	0	1	250	308	464
Durazo	73	123	18	33	15	0	9	23	32	36	1	1	0	0	268	423	610
Wooten	58	108	7	34	8	0	3	20	6	24	0	0	1	4	315	351	472
Goodwin	71	65	22	21	3	3	1	8	9	13	0	11	4	1	323	405	508
McCracken	55	152	14	41	9	2	1	22	14	31	0	2	2	0	270	331	375
Bako	58	156	21	45	9	1	3	20	12	23	0	0	0	5	288	339	417
Guillen	5	4	2	2	1	0	0	0	1	1	1	0	0	0	500	667	750
Williams	8	16	3	3	0	0	2	3	0	4	0	0	0	0	188	188	563
Icantara	8	7	1	2	0	0	1	2	2	0	0	0	0	0	286	444	714
Pitchers	162	11	5	3	0	0	0	0	1	2	0	0	0	10	273	333	273
TEAM	GA	AB	R	H	D	T	HR	RBI	BB	K	HBP	SB	CS	E	AVE	OBP	SLG
TOTALS	162	5554	829	1522	381	48	172	772	504	1012	47	127	34	104	274	340	453
McCrcKn BR	79	238	25	67	20	2	2	25	23	53	1	5	5	1	282	347	408
McCrcKnYTD	134	390	39	108	29	4	3	47	37	84	1	7	7	1	277	341	395
PITCHERS	GA	GS	CG	W	L	SA	PER	IP	H	R	ER	HR	Sh	HB	BB	K	ERA
Halladay	41	41	2	24	11	****	686	262.3	224	106	90	14	5	15	58	131	3.09
Ortiz,Ra.	38	38	0	21	10	****	677	233	198	96	90	32	2	6	69	168	3.48
Trachsel	29	29	3	13	10	****	565	167.6	174	103	90	15	2	8	67	97	4.83
Simontacchi	15	15	0	7	5	****	583	82.67	81	46	45	13	2	2	34	42	4.9
Kile	19	19	0	8	7	****	533	91.67	98	49	46	14	1	5	26	42	4.52
Fiore	25	15	1	8	3	0	727	97.67	91	40	36	14	1	4	41	57	3.32
Reynolds	1	1	0	0	1	****	0	4	5	6	6	2	0	0	1	2	13.5
Anderson	9	4	0	2	2	2	500	33	45	24	23	5	0	2	6	10	6.27
Dotel	67	****	****	4	7	42	364	88.33	56	21	18	5	****	0	28	124	1.83
Wagner	63	****	****	2	4	7	333	75.67	50	27	22	9	****	4	25	81	2.62
Sasaki	56	****	****	3	1	0	750	60.33	43	15	15	6	****	3	14	59	2.24
Quantrill	44	****	****	3	0	6	1000	74	76	22	22	3	****	4	16	44	2.68
Looper	65	****	****	3	1	1	750	94	87	37	36	17	****	1	24	59	3.45
Lincoln	25	****	****	2	0	1	1000	48.33	44	20	17	3	****	1	19	29	3.17
Van Poppel	1	****	****	0	0	0	#####	2	2	1	1	1	****	1	0	1	4.5
Plesac	20	****	****	0	0	0	#####	6.33	3	4	4	0	****	0	8	6	5.69
Mantei	6	****	****	0	0	0	#####	5.33	3	1	1	1	****	0	2	2	1.69
Venafro	1	0	0	0	0	0	#####	1	1	0	0	0	0	0	0	0	0
Hermanson	0	0	0	0	0	0	#####	0	0	0	0	0	0	0	0	0	#####
TEAM	GA	GS	CG	W	L	SA	PER	IP	H	R	ER	HR	Sh	HB	BB	K	ERA
TOTALS	162	162	6	100	62	59	617	1427	1281	618	562	154	13	56	438	954	3.54

Windham Warriors

<i>PLAYERS</i>	<i>GA</i>	<i>AB</i>	<i>R</i>	<i>H</i>	<i>D</i>	<i>T</i>	<i>HR</i>	<i>RBI</i>	<i>BB</i>	<i>K</i>	<i>HBP</i>	<i>SB</i>	<i>CS</i>	<i>E</i>	<i>AVE</i>	<i>OBP</i>	<i>SLG</i>
Roberts	129	463	89	120	8	7	2	33	41	54	4	55	5	0	259	325	320
Anderson	119	389	57	122	23	7	7	44	11	40	3	2	0	5	314	337	463
Ellis	118	326	46	95	15	3	5	52	30	59	1	1	0	9	291	353	402
Huff	131	498	72	151	26	3	26	98	26	52	0	2	0	1	303	338	524
Ordonez	156	589	84	166	46	4	30	102	37	80	8	2	0	4	282	333	526
Oleary	96	226	36	65	14	0	2	24	28	21	5	0	0	0	288	378	376
Grace	99	325	45	74	10	1	6	26	35	32	0	1	0	5	228	303	320
Randa	154	566	55	149	40	11	7	61	34	64	7	2	0	10	263	313	410
Mora	150	505	58	120	29	6	10	58	44	89	18	9	4	2	238	321	378
Difelice	75	180	24	40	8	0	8	25	16	21	1	0	0	3	222	289	400
Johnson	101	261	26	54	25	1	7	33	26	63	0	0	0	0	207	279	391
Wilson	136	486	57	122	26	8	4	49	33	69	7	3	1	20	251	308	362
Mateo	35	67	13	24	8	0	3	12	5	14	2	0	0	0	358	419	612
Saenz	42	81	8	25	8	0	0	10	6	12	6	0	0	1	309	398	407
Castro	35	87	11	19	4	1	5	11	9	17	0	0	0	1	218	292	460
Gonzalez	12	39	2	4	1	0	0	2	2	11	1	0	0	0	103	167	128
Broussard	23	79	6	17	7	1	0	5	1	16	2	0	0	1	215	244	329
Pitchers	0	0	0	0	0	0	0	0	0	0	0	0	0	22			
<i>TEAM</i>	<i>GA</i>	<i>AB</i>	<i>R</i>	<i>H</i>	<i>D</i>	<i>T</i>	<i>HR</i>	<i>RBI</i>	<i>BB</i>	<i>K</i>	<i>HBP</i>	<i>SB</i>	<i>CS</i>	<i>E</i>	<i>AVE</i>	<i>OBP</i>	<i>SLG</i>
TOTALS	162	5167	689	1367	298	53	122	645	384	714	65	77	10	84	265	323	414

<i>PITCHERS</i>	<i>GA</i>	<i>GS</i>	<i>CG</i>	<i>W</i>	<i>L</i>	<i>SA</i>	<i>PER</i>	<i>IP</i>	<i>H</i>	<i>R</i>	<i>ER</i>	<i>HR</i>	<i>Sh</i>	<i>HB</i>	<i>BB</i>	<i>K</i>	<i>ERA</i>
Vazquez	31	31	5	17	13	0	567	225	242	99	94	21	0	4	52	141	3.76
Wells	31	31	8	11	11	0	500	213	190	93	89	20	0	5	62	124	3.76
Moss	28	28	2	11	11	0	500	165	138	93	89	24	0	10	75	76	4.85
Stark	24	24	1	9	9	0	500	139	112	77	75	18	0	8	76	62	4.86
Williams	20	20	0	10	6	0	625	109	117	47	42	7	0	3	24	70	3.47
Julio	51	0	0	3	4	34	429	65	52	22	22	2	0	1	17	45	3.05
Romero	47	0	0	7	5	4	583	69.6	56	32	31	3	0	4	24	43	4.01
Roberts	43	0	0	0	1	1	0	82	100	64	52	10	0	1	45	54	5.71
Howry	39	0	0	4	3	0	571	63	63	30	28	5	0	1	17	44	4.00
Karsay	44	0	0	5	3	1	625	75.5	65	36	34	7	0	1	23	44	4.05
Moehler	12	12	1	3	7	0	300	61	74	46	40	11	0	3	17	27	5.90
Arroyo	4	0	0	0	0	0	----	6.6	11	10	10	1	0	0	4	4	13.64
Creek	0	0	0	0	0	0	----	0	0	0	0	0	0	0	0	0	----
Marquis	8	8	0	1	3	0	250	30	35	25	25	7	0	1	12	16	7.50
Asencio	2	0	0	0	0	0	----	6.3	6	7	7	1	0	0	4	3	10.00
Chacon	8	8	0	1	4	0	200	50.6	52	32	31	8	0	1	28	17	5.51
Eaton	0																----
George	0																----
Hackman	1	0	0	0	0	0	----	3	6	3	3	0	0	1	1	1	9.00
Team																	
<i>TEAM</i>	<i>GA</i>	<i>GS</i>	<i>CG</i>	<i>W</i>	<i>L</i>	<i>SA</i>	<i>PER</i>	<i>IP</i>	<i>H</i>	<i>R</i>	<i>ER</i>	<i>HR</i>	<i>Sh</i>	<i>HB</i>	<i>BB</i>	<i>K</i>	<i>ERA</i>
TOTALS	162	162	17	82	80	40	506	1364	1319	716	672	145	0	44	481	771	4.44

Wall Street Barons

Name	G	AB	R	H	2B	3B	HR	Bi	HP	BB	K	SB	CS	DP	sac	SF	E	inj	pb	ba	ob%	slg
Batista, T.	132	383	56	90	27	2	17	42	8	32	68	2		10		4	15	7		235	307	449
Belliard, R.	3	1																		0	0	0
Castro, J.	90	64	7	13	3			4		6	20			1	1		1	7		203	271	250
Cedeno, R.	125	402	63	123	15	3	10	44	2	34	72	20	4	9	3	2		1		306	363	433
Crede, J.	74	219	22	49	14	1	6	31		13	43			2			3	10		224	267	379
Dawkins, T.	2	1	1																	0	0	0
DeRosa, M.	95	232	37	76	12	3	5	22	3	9	25		1	7		2	7	4		328	361	470
Dye, J.	150	439	62	96	19	2	16	65	4	37	105	1	2	16		4	5	2		219	285	380
Floyd, C.	156	564	94	164	57	1	26	97	13	59	110	8	6	11		3	6	8		291	371	534
Grudzielanek, M.	132	408	33	107	16	1	8	49	2	8	61	1	1	15		1	5	3		262	280	365
Houston, T.	54	149	18	39	10	1		18	1	11	32	1		3			8			262	317	342
Jeter, D.	161	651	86	168	20	2	14	66	7	69	110	8	13	19	1	4	14	5		258	336	359
Johnson, N.	101	262	29	50	8		5	28	13	30	66			13	1	3	12	5		191	305	279
LoDuca, P.	162	638	65	173	45	3	11	61	13	25	65	2	5	27	2	3	12		15	271	312	403
Long, T.	81	185	28	50	12		7	23	4	15	32			5			2			270	338	449
Ozuna, P.	18	43	5	14	4	1		5			3			1			1			326	326	465
Quinn, M.	26	42	6	8	4		1	4		3	3	3		1				3		190	244	357
Ramirez, J.	19	32	3	5	1		3	5	2	2	16									156	250	469
Segui, D.	46	104	12	31	9			8		10	23	1				1	1	4		298	360	385
Walbeck, M.	53	95	7	22	2			7		3	21			1			1		1	232	255	253
Wells, V.	155	617	61	155	25	6	13	70	5	29	93	3	3	23		1	2	11		251	290	374
Wilson, V.	80	131	9	25	6		2	11	4	6	31			2		1	2	7	2	191	248	282
pitchers		5						2			1				10		10	6		0	0	0
TOTALS	162	5667	704	1458	309	26	144	662	81	401	1000	50	35	166	18	29	107	83	18	257	315	397
OPP	162	5621	749	1488	314	37	181	689	53	515	1083	94	34	129	47	47	96	69	16	265	332	430

Pitchers	W	L	Sv	G	GS	CG	SO	IP	H	R	ER	HR	BB	IW	K	HP	WP	BK	inj	era
Hendrickson, M.	4	1	1	56	2			40.2	38	13	13	3	8	1	25	1				2.91
Kim, BH	3	8	23	59				90.2	62	32	29	7	37	1	101	1	4		1	2.89
Kinney, M.		4		5	5	2		31.0	36	24	17	5	18	2	16	1	3			4.94
Middlebrook, J.	2	6	1	23	9			56.0	71	38	36	3	29	1	51		1	2		5.79
Myers, B.	1	5		9	9	1		55.2	56	32	30	11	34		36	5	1	1		4.89
Osuna, A.	3	2	2	55				74.2	69	31	24	5	22	1	79	4			2	2.91
Person, R.		3		5	5	1		29.2	31	26	26	8	17		16	1	1			8.01
Reichert, D.	2			8	1	1		27.1	41	24	21	2	11		15	3	1		1	6.97
Rhodes, A.	8	5	9	63				77.0	55	23	21	5	15	1	86	3				2.45
Rodriguez, F.		1		10				7.0	9	4	4		3		9					5.14
Strickland, S.		3		70				74.1	76	36	32	4	27	2	65	4	2			3.89
Tomko, B.	14	11		33	33	9		224.0	235	123	114	36	63	1	123	7	6			4.58
Weaver, J.	11	10	1	42	25	9	2	220.2	233	108	92	12	51	2	135	4	8		1	3.76
Wright, D.	9	16		35	35	6		216.0	248	152	140	44	85	2	136	9	17	3		5.83
Zito, B.	21	9		38	38	8	2	252.1	228	83	73	36	95	3	190	10	4	2		2.61
TOTALS	78	84	37	162	162	37	5	1476.0	1488	749	672	181	515	17	1083	53	48	8	6	4.10
Opponents	84	78	39	162	162	28	9	1474.2	1458	704	634	144	401	15	1000	81	41	5	3	3.87

Poquonock Chiefs

max	rem	CHIEFS	AVG	OBP	SLG	G	AB	R	H	D	T	HR	RBI	BB	SO	SB	CS	E	hbp	sac	gidp
466	359	Drew - PQ	.346	.444	.561	37	107	20	37	8	0	5	16	16	17	2	0	0	3	1	2
372	409	Kearns - t	.300	.390	.458	88	277	48	83	25	2	5	22	33	55	2	2	3	8	0	8
590	649	Alomar, R.	.290	.337	.410	145	541	82	157	24	1	13	57	38	61	16	3	13	0	4	5
651	478	Pierre - PQ	.289	.328	.312	44	173	23	50	2	1	0	15	8	9	20	8	3	2	1	3
192	211	8 Burroughs	.286	.344	.350	76	203	25	58	9	2	0	18	18	33	0	0	13	0	0	12
460	506	9 Ordonez	.276	.304	.376	157	497	45	137	34	5	2	46	18	47	4	3	15	2	27	15
453	498	Ward, D.	.268	.298	.438	112	354	35	95	27	0	11	40	15	63	1	0	0	0	0	10
347	382	22 Magee	.267	.290	.378	115	360	39	96	21	2	5	41	11	62	1	2	4	1	0	6
482	530	2 Simon	.265	.298	.430	145	528	62	140	20	2	21	102	24	48	0	0	9	1	0	10
586	645	71 Burrell	.256	.355	.495	158	574	85	147	41	3	30	105	82	154	0	1	7	6	0	14
197	217	10 Harris, L.	.251	.326	.324	66	207	32	52	6	0	3	21	22	18	4	2	4	1	0	4
215	237	Williams, M.	.240	.299	.531	89	179	28	43	7	0	15	37	15	40	2	0	5	0	0	3
192	211	Hudson, O.	.230	.322	.373	81	161	20	37	5	6	2	14	19	25	0	0	0	3	0	5
263	289	19 Johnson, M.	.215	.309	.337	100	270	30	58	7	4	6	26	35	50	0	0	7	2	8	4
245	270	26 Jackson, D.	.205	.281	.275	91	244	23	50	14	0	1	10	23	39	10	7	10	3	0	1
569	626	Mondesi - t	.204	.280	.354	111	398	42	81	22	1	12	46	38	73	13	3	5	4	0	13
281	309	25 Flaherty	.190	.220	.285	103	284	21	54	16	1	3	15	9	52	2	1	9	2	0	8
161	177	4 Cordero	.173	.243	.266	74	173	15	30	8	1	2	10	14	32	1	0	2	2	0	5
		Choi, HS.	.71	.71	.286	7	14	1	1	0	0	1	2	0	4	0	0	0	0	0	0
		Cust, J.	.0	.143	.0	7	6	0	0	0	0	0	0	1	5	0	0	0	0	0	1
		Rushford, J.	.0	.0	.0	2	3	0	0	0	0	0	0	0	2	0	0	0	0	0	0
0	0	0 Anderson, B.	.	.	.	2	0	1	0	0	0	0	0	0	0	0	0	0	0	0	0
0	0	1 Wood, K.	.	.	.	5	1	1	0	0	0	0	0	1	0	0	0	0	0	4	0
17	18.7	1 Mercado, H.	.	.	.	1	1	0	0	0	0	0	0	0	1	0	0	0	0	0	0
0	0	0 Alcantara - t	.	.	.	9	11	0	1	1	0	0	0	0	4	0	0	0	0	0	0
0	0	0 pitchers	.	.	.	2	4	1	0	0	0	0	0	1	0	0	0	6	0	0	0
1034		TOTALS	.253	.312	.391	162	5570	679	1407	297	31	137	643	441	894	78	32	115	40	45	129

CHIEFS	E.R.A.	W	L	SV	G	GS	CG	IP	H	R	ER	BB	SO	HR	S	HB	IBB	max	ip	rem	
Mercado, H.	2.93	2	2	19	28	0	0	27 2/3	19	11	9	14	27	2	0	1	2	-15	43	39	15
Wood	3.03	13	14	0	32	32	8	235	168	87	79	109	237	18	0	5	1	0	235	214	0
Roberts, G.	3.06	1	1	1	38	0	0	47	38	16	16	11	21	6	0	1	0	-3	50	45	3
May, D.	3.63	6	5	0	56	5	0	141 1/3	122	65	57	52	86	22	0	6	3	-3	144	131	3
Ginter, M.	3.91	3	3	3	41	0	0	46	52	25	20	19	42	3	0	1	3	-13	59	54	13
Alvarez, W. - t	4.16	2	5	0	11	10	2	62 2/3	62	32	29	41	57	4	1	1	1				
Padilla	4.41	8	17	0	32	32	5	226 2/3	248	131	111	58	131	18	1	4	3	7	227	206	0
Tucker, T.J.	5.00	0	1	0	10	0	0	18	17	14	10	8	8	3	0	0	0				
Loaiza	5.21	5	15	0	26	26	4	162 1/3	216	96	94	35	73	21	0	1	3		166	151	
Baez	5.49	13	10	5	43	18	3	173 2/3	178	116	106	102	125	24	0	3	1	-8	182	165	8
Dempster	5.55	1	2	0	5	5	0	24 1/3	31	17	15	15	12	4	0	0	1				
Miller, J.	6.04	1	5	0	31	1	1	76	83	57	51	52	45	10	0	2	0	-36	112	102	36
Anderson, B. - t	6.96	3	13	0	18	18	3	120 1/3	164	101	93	23	59	21	0	4	0	10	172	156	51
Stephens	7.96	1	6	0	10	10	2	57 2/3	90	60	51	24	43	4	0	4	0	-14	72	65	14
Neugebauer	11.57	1	3	0	5	5	0	21	24	28	27	24	16	5	0	0	0				
TOTALS	4.80	60	102	28	162	28		1439 2/3	1512	856	768	587	982	165	5	33	18		76	69	

	Player	G	AB	R	H	2B	3B	HR	RBI	BB	SO	SB	CS	HBP	E	BA
702	Anderson G	160	662	83	188	47	5	30	89	30	83	5	1		1	.284
405	Blum	133	386	50	105	31	2	14	46	44	58	1	2	3	14	.272
527	Burnitz	142	401	49	80	9	1	16	38	60	126	15	6	7	8	.200
619	Cabrera O	162	614	71	159	44	1	10	55	48	61	26	5	2	35	.259
143	Fordyce	13	32	1	2	1				4	3			1	1	.063
437	Fryman	84	204	19	46	4	1	3	19	17	39			1	7	.225
436	Justice	23	75	11	21	5	1	1	9	16	14	1	1			.280
623	Kent	162	623	101	192	35	3	42	105	48	100	1	5	1	10	.308
524	Lieberthal	148	503	48	114	22	3	7	38	26	78			18	9	.227
116	Moeller C	48	94	6	24	11	1		9	13	19					.255
107	Nieves J	19	42	4	11				1	1	6					.261
292	Phelps	109	291	27	79	19	2	15	46	26	79			1		.271
175	Selby	15	24	4	6	1		2	4	1	3					.250
398	Shinjo	82	156	21	43	9	5	2	15	3	19			5	1	.276
394	Stevens L	119	320	36	65	5	1	11	33	41	81				5	.203
523	Tucker	151	510	76	124	34	7	16	65	55	112	30	5	1	5	.243
405	Wilson CA	123	344	50	85	12	4	16	46	31	95			16	1	.247
630	Young M	124	346	24	67	8	2	3	19	15	76	1	1		10	.194
11	Beimel#5WL	1	1													.000
	Oth Pitchers														11	
89	LUDWICK	8	15	1	2	1			1	1	7					.133
	Team Total	162	5643	682	1413	298	39	188	638	480	1059	80	26	56	108	.250

	Pitcher	W	L	SV	G	GS	CG	IP	R	ER	ERA	H	HR	BB	SO	ShO
44	Alvarez J	1	6		37			41.1	20	17	3.70	27	3	20-1	29	
94	Beimel	3	12	1	23	16	2	93.2	70	66	6.34	110	12	38-4	69	1
94	Benoit	5	8	1	17	15	1	94	75	68	6.51	110	9	63-1	61	
30	Bynum		2		5	5		30	24	21	6.30	37	5	9	27	
84	Escobar K	5	1	1	17			24.1	9	9	3.33	16	2	9	30	
52	Farnsworth K		2		23			25.1	19	18	6.40	31	5	12-1	20	
76	Ficak	2	4		30			64.2	47	43	5.99	80	17	18	51	
30	Fuentes	1	1		25			28	14	14	4.50	17	5	19-1	29	
152	Glover	2	10		52	10	2	151.2	79	70	4.15	131	17	56-4	53	
70	Levine	2	3	5	44			70	36	32	4.11	68	6	25-4	49	
30	Perez Y				10			9	1	1	1.00	6			10	
213	Pineiro	11	13		32	32	6	210.1	116	104	4.45	234	28	55-9	129	1
56	Riske		4	1	26			26.2	28	27	9.11	41	8	26	26	
45	Rodriguez R	1	5		9	9		45	34	33	6.60	51	7	20-1	17	
130	Schoeneweis	4	7		28	18	1	130	97	90	6.23	151	19	69-6	57	
246	Sturtze	8	19		39	39	2	246	173	154	5.63	304	38	85-8	125	
36	Thurman		4		8	7		36	31	26	6.50	51	3	15-1	19	
36	Villafuerte	1	3	13	34			36.1	19	18	4.46	33	5	13-4	37	
36	Wunsch	1	2	1	49			33	20	18	4.91	38	3	21-1	12	
89	Cabrera	2	7		11	11	1	60.2	48	45	6.68	71	12	21-1	31	
NC	CORDOVA															
	Team Total	49	113	23		162	15	1456	960	874	5.40	1607	204	594	881	2