





**THE
FLY-BY-NIGHT
2003 SEASON
FINAL STATISTICS**

OCTOBER 15, 2003





AMERICAN LEAGUE
○
WEST



2003 - California Dreamers - Team Statistics

Batting

Player	.Avg	G	AB	R	H	2B	3B	HR	RBI	BB	SO	HB	SH	DP	SB	CS	E	Max AB's
Esteban German	.400	8	10	1	4	1	0	0	3	1	3	2	0	0	0	0	0	39
Todd Pratt	.397	65	116	17	46	19	1	3	22	15	21	7	3	0	0	1	0	117
Matt Franco	.325	77	231	29	75	19	11	4	31	20	34	0	0	3	0	1	0	226
Danny Bautista	.323	95	164	31	53	4	0	7	37	7	18	1	0	1	9	2	1	169
Bubba Trammell	.312	73	189	30	59	17	2	7	39	15	23	2	0	2	0	0	1	443
Carlos Delgado	.306	147	477	111	146	32	7	52	120	94	116	8	0	10	3	1	7	556
Scott Spiezio	.284	129	475	79	135	34	5	14	73	54	52	1	0	10	4	1	6	540
Tony Womack	.279	160	645	96	180	18	4	10	70	43	77	4	12	11	46	6	17	649
Jose Molina	.278	37	72	9	20	3	0	0	4	4	12	0	2	2	0	0	1	77
Luis Gonzales (Tot.)	.271	160	568	104	154	23	2	28	102	95	77				0	0	0	576
(Cal.)	.297	23	74	16	22	3	0	8	24	10	7	0	0	4	0	0	0	
Edgar Martinez	.266	116	346	75	92	29	1	17	87	73	81	6	0	10	1	0	0	361
Luis Rivas	.261	15	23	3	6	1	1	0	0	0	2	1	0	0	0	0	0	347
Ramon Vazquez	.258	140	383	52	99	21	7	1	31	46	69	0	3	6	4	1	6	465
Gary Matthews	.258	125	364	51	94	28	3	6	55	49	82	0	0	4	16	4	10	380
Carlos Pena	.256	16	43	6	11	6	1	1	11	5	11	0	0	1	0	0	1	437
Greg Myers	.255	58	149	27	38	3	1	11	29	41	31	0	2	3	0	0	1	158
Johnny Damon	.255	161	679	118	173	32	7	16	86	72	78	8	1	7	42	7	0	685
David Bell	.242	162	594	80	144	28	1	19	93	45	89	11	0	10	0	2	7	607
John Valentin	.228	75	202	21	46	16	0	0	24	18	27	12	0	4	0	0	11	229
Jason Romano	.222	6	9	2	2	1	0	0	0	0	2	0	0	0	2	0	2	100
Tom Lampkin	.217	74	198	25	43	9	0	6	22	23	45	4	2	5	3	1	3	309
Jay Gibbons	.194	86	222	27	43	8	0	7	37	21	18	0	0	3	0	0	2	539
Dee Brown	.000	1	1	0	0	0	0	0	0	0	0	0	0	0	0	0	0	
Greg Vaughn	.000	2	1	0	0	0	0	0	0	1	0	0	0	0	0	0	0	
All Pitchers	.000	162	2	2	0	0	0	0	0	0	1	0	0	0	0	0	9	
Totals	.270	162	5669	908	1531	332	52	188	870	663	883	66	25	96	130	27	85	

Pitching

Player	ERA	W	L	.Pct	G	GS	CG	SH	SV	IP	H	R	ER	HR	BB	SO	Max IP
Luke Prokopec	1.08	0	0	.---	5	0	0	0	0	8.1	5	1	1	0	0	5	
Latroy Hawkins	1.40	4	2	.667	54	0	0	0	39	83.2	51	14	13	5	22	71	88
Jon Rauch	2.70	0	1	.000	2	2	0	0	0	16.2	8	5	5	3	7	9	31
Randy Johnson	2.84	33	7	.825	41	41	9	3	0	285.1	219	99	90	24	80	349	286
Shigetosi Hasegawa	3.50	0	2	.000	36	0	0	0	7	61.2	55	26	24	6	20	33	77
Mark Wohlers (Tot.)	3.69	0	1	.000	35	0	0	0	3	61	67	28	25	6	22	45	78
(Cal.)	1.93	0	0	.000	4	0	0	0	0	4.2	4	3	1	1	2	4	
Omar Daal	3.81	17	7	.708	27	26	3	1	1	174.2	168	83	74	21	58	117	177
Armando Almanza	3.86	3	0	1.000	30	0	0	0	3	39.2	27	17	17	9	21	56	51
Todd Jones	3.88	1	0	1.000	54	0	0	0	3	72	73	33	31	8	14	53	90
Joe Kennedy	4.19	17	10	.630	30	30	7	0	0	212.2	227	109	99	31	58	111	217
Dave Veres	4.57	7	3	.700	50	0	0	0	4	84.2	87	45	43	11	42	76	91
Kenny Rogers	4.73	14	12	.539	33	33	3	0	0	222.2	229	131	117	22	74	106	232
Livan Hernandez	5.71	11	11	.500	30	30	3	0	0	197	246	130	125	23	72	115	238
Mike Hampton					Did	Not	Pitch										
Jesus Colome					Did	Not	Pitch										
Totals	3.94	107	55	.661	162	162	26	7	57	1463.2	1399	696	640	164	470	1105	

Primary Player Statistics For 2003 Florida Sun Totals After 162 Games

NAME	BAVG	GM	AB	R	H	2B	3B	HR	RBI	BB	SO	HB	SH	DP	SB	CS	E
P.Bergeron	.333	8	9	1	3	1	1	0	3	0	3	0	0	0	0	0	1
S.Sosa	.333	160	585	133	195	19	8	52	128	112	156	8	0	19	1	0	0
R.Sanchez	.324	139	386	50	125	18	2	0	38	15	28	7	15	13	1	2	5
L.Walker	.297	152	495	87	147	39	1	17	87	68	78	5	0	11	6	4	3
M.Lamb	.295	121	322	41	95	13	0	9	50	36	52	2	0	5	0	0	19
I.Rodriguez	.293	136	433	62	127	44	2	10	71	17	93	0	2	21	6	2	1
R.Barajas	.290	18	62	11	18	0	1	9	4	1	9	0	0	1	0	0	1
T.Hunter	.287	149	568	99	163	30	2	41	119	27	136	8	0	21	20	3	3
J.Snow	.282	137	394	59	111	30	0	7	40	52	67	7	1	5	0	0	11
B.Hill	.276	65	192	45	53	15	0	0	14	21	37	4	4	1	3	2	3
C.Woodward	.258	98	295	40	76	15	7	17	54	20	79	3	0	10	0	0	10
J.Rivera	.253	25	87	7	22	3	0	0	5	7	8	0	0	1	3	1	2
T.Wilson	.251	96	235	32	59	10	0	4	25	42	66	5	0	11	0	0	6
H.Perry	.244	88	262	30	64	10	3	13	34	22	47	3	0	7	2	2	9
B.Larkin	.243	68	251	37	61	14	1	6	35	17	31	1	3	5	6	1	7
D.Justice	.234	107	320	56	75	13	3	9	35	81	57	0	0	12	0	1	1
D.Hocking	.227	99	238	26	54	12	0	0	10	24	49	1	4	5	0	0	4
R.Lankford	.222	15	54	6	12	1	0	5	6	6	24	0	0	1	0	0	0
J.Cruz Jr.	.221	113	258	37	57	13	4	15	36	32	64	0	0	2	2	0	2
H.Bocachica	.212	18	33	2	7	0	0	2	3	0	6	0	0	1	0	1	1
D.Mirabelli	.195	61	149	17	29	5	0	6	22	19	33	1	0	6	0	0	0
A.Cintron	.183	18	60	11	11	4	0	3	5	10	16	0	1	0	0	0	2
C.Donnels	----	0	0	0	0	0	0	0	0	0	0	0	0	0	0	0	0
ALL PITCHERS	----	162	0	3	0	0	0	0	0	0	0	0	0	0	0	0	3
-----	-----	-----	-----	-----	-----	-----	-----	-----	-----	-----	-----	-----	-----	-----	-----	-----	-----
TEAM TOTALS	.275		5688		1564		35		824		1139		30		50		94
		162		892		309		225		629		55		158		19	

NAME	ERA	W	L	PCT	G	GS	CG	SH	SV	IP	H	R	ER	HR	BB	SO	
A.Cook	0.00	1	0	1.000	1	1	1	1	0	9.0	2	0	0	0	2	6	
S.Torres	1.91	3	0	1.000	4	4	1	0	0	28.1	33	9	6	1	10	15	
D.Marte	2.76	6	3	.667	71	0	0	0	5	65.1	48	21	20	5	20	75	
T.Hoffman	2.89	3	3	.500	55	0	0	0	16	62.1	64	23	20	5	25	89	
G.Maddux	3.01	17	8	.680	34	34	5	2	0	218.0	201	88	73	19	62	127	
U.Urbina	3.27	2	4	.333	63	0	0	0	7	55.0	54	21	20	13	13	68	
M.Guthrie	3.46	5	5	.500	53	0	0	0	2	52.0	55	21	20	2	19	51	
T.Glavine	3.61	16	13	.552	35	35	6	2	0	239.1	205	100	96	15	92	121	
R.Arrojo	3.78	2	6	.250	64	0	0	0	5	88.0	82	43	37	4	42	55	
A.Alfonseca	3.86	2	2	.500	24	0	0	0	2	37.1	34	16	16	3	16	29	
I.Valdes	3.86	13	6	.684	30	30	2	1	0	196.0	210	85	84	21	47	99	
J.Garland	4.63	11	8	.579	29	29	4	1	0	182.2	176	100	94	26	88	96	
J.Thomson	4.74	12	6	.667	29	29	4	0	0	186.0	204	103	98	31	61	94	
D.Tankersley	4.79	1	2	.333	10	0	0	0	0	20.2	17	13	11	2	13	14	
R.Biddle	6.04	1	1	.500	14	0	0	0	1	28.1	29	19	19	6	11	20	
ALL NON-PITCHERS	----	0	0	----	0	0	0	0	0	0.0	0	0	0	0	0	0	
Team								4					-1				
-----	-----	-----	-----	-----	-----	-----	-----	-----	-----	-----	-----	-----	-----	-----	-----	-----	-----
TEAM TOTALS	3.76		67		162		23		38		1414		613		521		959
		95		.586		162		11		1468.1		662		153			

Yorktown Admirals - 2003 Hitting**162 Games**

<u>Player</u>	<u>G</u>	<u>AB</u>	<u>H</u>	<u>2B</u>	<u>3B</u>	<u>HR</u>	<u>R</u>	<u>RBI</u>	<u>W</u>	<u>K</u>	<u>SB</u>	<u>CS</u>	<u>HBP</u>	<u>E</u>	<u>AVG</u>
Casanova, R.	3	4	2	0	0	0	0	0	0	1	0	0	0	0	0.500
Kearns, A.	38	131	44	5	0	5	17	20	12	22	1	1	1	1	0.336
Kennedy, A. *	95	315	96	19	2	6	34	37	13	54	7	3	7	9	0.305
Coomer, R.	54	101	29	5	0	2	16	10	1	11	0	0	0	5	0.287
Barrett, M.	116	349	97	17	1	16	51	67	28	65	11	1	2	8	0.278
Miller, D.	109	258	71	27	1	5	41	30	25	75	0	0	2	0	0.275
Casey, S.	114	312	84	20	3	5	41	41	21	32	0	0	3	5	0.269
Owens, E.	38	93	25	1	6	0	10	8	5	15	4	1	0	0	0.269
Gonzalez, L. *	137	494	132	20	2	20	88	78	85	70	0	0	9	0	0.267
Pierre, J. *	113	467	124	13	4	0	51	42	26	44	47	12	5	0	0.266
Rollins, J.	161	585	155	25	10	8	67	52	31	91	36	9	2	13	0.265
Larson, B. *	29	38	10	2	0	3	9	7	3	8	0	0	2	2	0.263
Cordova, M.	109	328	86	20	6	12	38	44	27	66	0	1	1	0	0.262
Chavez, E.	159	592	155	31	4	39	87	112	42	136	7	0	0	21	0.262
Gil, B.	90	138	34	9	1	0	12	10	8	42	1	0	0	4	0.246
Ledee, R.	74	171	42	14	1	7	29	32	29	35	0	2	1	1	0.246
Dunn, A.	161	588	143	31	4	36	115	97	105	195	22	1	11	12	0.243
Magruder, C.	15	17	4	2	0	0	0	1	3	5	0	0	0	0	0.235
Jiminez, D.	37	145	34	5	0	3	23	18	19	25	2	1	0	7	0.234
Drew, J.D. *	105	345	80	10	2	15	50	49	45	77	5	0	9	8	0.232
Mondesi, R.	32	108	25	5	1	3	18	6	18	20	6	4	2	0	0.231
Cabrera, J.	13	37	5	0	0	0	2	1	4	6	1	0	0	2	0.135
Pitchers															6
TOTALS	162	5616	1477	281	48	185	799	762	550	1095	150	36	57	104	0.263

*=Traded

Also:	G	AB	H	2B	3B	HR	R	RBI	W	K	SB	CS	HBP	E	AVG
Jiminez, J.	86	327	59	7	3	3	35	18	30	59	4	1	0	6	0.18
Owens, E.	95	304	82	13	2	6	37	38	11	28	18	4	0	2	0.27
Kearns, A.	88	277	83	25	2	5	48	22	33	55	2	2	8	3	0.3
Mondesi, R.	111	398	81	22	1	12	42	46	38	73	13	3	4	5	0.204

Yorktown Admirals - 2003 Pitching**162 Gm.**

<u>PLAYER</u>	<u>G</u>	<u>GS</u>	<u>GC</u>	<u>W</u>	<u>L</u>	<u>S</u>	<u>IP</u>	<u>H</u>	<u>R</u>	<u>ER</u>	<u>W</u>	<u>K</u>	<u>ERA</u>	<u>HR</u>	<u>SH</u>
Yan, E.	6	0	0	0	0	0	9	6	0	0	3	5	0.00	0	0
Bere, J.	5	5	3	3	2	0	34.7	28	13	10	10	29	2.60	2	1
Borbon, P.	5	0	0	0	0	0	3.33	4	1	1	0	3	2.70	0	0
Weathers, D.	50	0	0	3	5	11	81.7	72	34	32	37	78	3.53	10	0
Tejera, M.	62	5	1	5	2	6	134	123	58	55	52	92	3.68	17	0
Mulder, M.	31	31	5	11	11	0	228	204	104	95	74	175	3.75	25	0
Brower, J.	52	0	0	7	7	6	87.3	84	43	40	35	66	4.12	10	0
Alvarez, W.	5	3	0	2	1	0	18.3	17	11	9	7	9	4.42	3	0
Silva, C.	50	0	0	4	4	2	83.3	105	50	43	27	52	4.64	7	0
Carrara, G.	56	0	0	4	9	10	97.3	104	56	51	39	50	4.72	20	0
Anderson, B.	5	5	0	2	2	0	33	34	18	18	6	14	4.91	6	0
Burba, D.	27	27	4	6	11	0	156	157	100	94	71	88	5.42	15	2
Miller, W.	31	31	5	10	11	0	181	207	113	112	66	147	5.57	26	0
Dempster, R. *	22	22	2	9	8	0	129	154	90	83	69	94	5.78	17	0
Wilson, P.	32	32	2	9	14	0	175	225	132	117	84	84	6.02	30	0
Smith, M.	3	0	0	0	0	0	4	8	4	4	0	2	9.00	1	0
Saarloos, K.	5	1	0	0	0	0	9.33	17	13	12	1	2	11.58	4	0
Cressend, J.	0	0	0	0	0	0	0	0	0	0	0	0	0.00	0	0
Ritchie, T.	0	0	0	0	0	0	0	0	0	0	0	0	0.00	0	0
Riggan, J.	0	0	0	0	0	0	0	0	0	0	0	0	0.00	0	0
Player	0	0	0	0	0	0	0	0	0	0	0	0	0.00	0	0
TEAM															1.00
TOTALS	162	162	22	75	87	35	1465	1549	840	776	581	990	4.77	193	4

*=Traded

Primary Player Statistics For 2003 Orlando Red Sox Totals After 162 Games

NAME	BAVG	GM	AB	R	H	2B	3B	HR	RBI	BB	SO	HB	SH	DP	SB	CS	E
S.Finley	.321	147	549	92	176	27	4	26	110	63	71	4	0	15	9	3	0
M.Mordecai	.317	20	63	10	20	5	0	0	5	6	16	0	1	0	1	0	3
N.Garciaparra	.311	152	637	93	198	68	3	23	105	40	66	4	0	27	4	0	25
S.Hillenbrand	.310	161	616	85	191	38	6	20	90	20	89	14	0	23	3	1	21
B.Santiago	.304	132	451	49	137	13	1	15	59	18	76	3	0	17	2	2	5
J.Mabry	.296	60	226	29	67	9	0	11	44	19	57	3	0	4	2	0	0
B.Boone	.290	160	603	87	175	26	2	19	89	65	110	9	1	9	10	2	8
O.Merced	.285	77	274	38	78	12	2	5	33	25	51	0	0	13	2	0	6
D.Erstad	.284	142	637	105	181	18	6	9	55	22	68	2	2	7	20	7	1
E.Byrnes	.276	33	98	10	27	5	1	5	12	3	16	3	0	3	2	0	3
L.Merloni	.266	48	158	16	42	15	3	2	24	14	26	3	0	2	0	1	2
B.Haselman	.265	48	136	19	36	7	1	1	18	9	23	2	0	3	0	0	1
B.Wilkerson	.261	144	540	113	141	29	4	29	77	101	176	7	7	7	4	8	14
K.Griffey Jr.	.260	58	177	26	46	7	0	8	31	21	28	4	0	8	1	2	2
C.Crisp	.250	31	108	15	27	7	2	1	6	14	19	0	4	2	3	0	1
G.Larocca	.250	5	16	1	4	0	0	0	1	1	1	0	0	0	0	0	0
K.Orie	.250	1	4	0	1	0	0	0	0	0	1	0	0	0	0	0	1
R.Branyan	.239	88	301	54	72	13	0	24	46	42	123	2	0	8	3	0	2
J.Bard	.200	5	20	2	4	0	0	1	1	0	2	0	0	1	0	0	0
J.Tyner	.178	18	45	8	8	2	0	0	2	2	5	0	0	0	3	0	0
C.Gomez	.154	11	39	1	6	1	0	0	2	3	9	1	0	0	0	1	0
ALL PITCHERS	.000	162	1	0	0	0	0	0	0	0	1	0	0	0	0	0	6
TEAM TOTALS	.287		5699		1637		35		810		1034		15		69		101
		162		853		302		199		488		61		149		27	

NAME	ERA	W	L	PCT	G	GS	CG	SH	SV	IP	H	R	ER	HR	BB	SO
J.Fassero	1.96	0	0	----	10	0	0	0	1	18.1	21	4	4	1	6	11
R.Mendoza	3.26	3	4	.429	48	0	0	0	2	94.0	106	34	34	8	22	53
K.Rueter	3.69	15	8	.652	28	28	5	1	0	197.2	213	102	81	16	52	82
M.Yoshii	3.83	7	4	.636	35	5	0	0	3	122.1	132	57	52	13	36	58
J.Smoltz	4.42	4	7	.364	57	0	0	0	30	59.0	53	31	29	8	25	60
M.Maroth	5.07	7	8	.467	18	18	3	1	0	129.2	161	79	73	16	35	63
J.Beckett	5.11	4	7	.364	21	16	1	1	0	107.1	119	71	61	16	46	114
F.Heredia	5.54	2	5	.286	37	0	0	0	2	50.1	59	36	31	7	38	25
K.Brown	5.65	1	5	.167	8	8	0	0	0	43.0	60	32	27	4	16	36
G.Rusch	5.78	9	13	.409	28	28	2	1	0	157.1	195	114	101	28	62	98
M.Myers	5.79	1	2	.333	27	0	0	0	2	32.2	40	26	21	5	19	26
J.Burkett	5.84	7	13	.350	24	24	4	0	0	154.0	188	109	100	34	44	120
J.Jennings	6.02	6	13	.316	29	29	2	0	0	176.1	231	126	118	26	81	91
J.Westbrook	7.20	1	3	.250	12	6	0	0	0	45.0	66	38	36	6	17	27
R.Hernandez	7.95	1	1	.500	38	0	0	0	0	54.1	81	49	48	9	19	45
M.Fetters	8.24	1	0	1.000	13	0	0	0	0	19.2	25	18	18	5	17	14
ALL NON-PITCHERS	----	0	0	----	0	0	0	0	0	0.0	0	0	0	0	0	0
Team								2						-1		
TEAM TOTALS	5.13		93		162		17		40		1750		833		535	
		69		.426		162		6		1461.0		926		202		923

HOTLANTA POSSUMS

HITTERS	G	AB	R	H	RBI	D	T	HR	BB	HBP	K	SB	CS	E	BA	OBA	SLG
R. Sexson	155	604	79	176	95	40	2	25	55	11	154	0	0	5	0.291	0.361	0.488
K. Garcia	104	221	25	64	39	7	0	15	10	0	38	0	0	0	0.290	0.320	0.525
B. Grieve	142	509	83	142	50	30	2	20	71	8	112	5	1	0	0.279	0.376	0.464
B. Mayne	64	119	19	33	8	4	2	3	11	1	15	3	4	1	0.277	0.344	0.420
C. Miller	46	122	12	32	13	14	1	1	10	4	17	0	0	2	0.262	0.338	0.418
R. Fick	155	560	69	146	72	40	2	12	47	9	96	0	0	14	0.261	0.328	0.404
M. Giles	88	219	26	56	33	14	1	11	12	2	41	1	2	7	0.256	0.300	0.479
R. Sierra	119	387	50	98	47	17	1	16	25	0	65	1	0	7	0.253	0.299	0.426
C. Febles	141	377	41	95	43	21	4	5	45	7	68	11	5	19	0.252	0.343	0.369
A. Jones	159	616	93	148	96	32	1	34	81	10	177	4	3	1	0.240	0.338	0.461
J. Varitek	140	443	59	104	40	19	6	13	44	10	79	2	0	6	0.235	0.318	0.393
C. Guzman	160	605	66	142	56	40	6	8	27	2	84	9	2	17	0.235	0.270	0.360
A. Beltre	162	592	61	130	62	21	7	14	37	4	105	5	6	25	0.220	0.270	0.350
M. Cuddyer	41	110	12	21	7	4	0	2	5	1	37	2	0	5	0.191	0.233	0.282
A. Piatt	79	151	17	28	10	9	0	2	6	5	40	2	1	1	0.185	0.241	0.285
J. Borchard	23	32	4	5	3	1	1	0	2	0	18	0	0	0	0.156	0.206	0.250
Pitchers	2	0	0	0	0	0	0	0	0	0	0	0	0	20	0	0	0
TOTALS		5667	716	1420	674	313	36	181	488	74	1146	45	24	130	0.251	0.318	0.414

PITCHERS	W	L	SV	G	GS	CG	IP	R	ER	ERA	H	HR	BB	HBP	K	SHO	PCT	REL
J. Isringhausen	5	6	11	57	0	0	71.3	21	21	2.65	50	6	26	3	86	0	0.455	15
E. Guardado	4	3	9	58	0	0	74.7	25	25	3.01	55	9	19	2	71	0	0.571	16
P. Shuey	4	7	6	53	0	0	74.7	31	29	3.50	70	6	32	1	66	0	0.364	2
G. Swindell	1	1	2	22	0	0	33.0	13	13	3.55	28	4	7	1	21	0	0.500	3
M. Koplove	0	4	3	51	0	0	68.0	35	28	3.71	57	8	40	4	43	0	0.000	-2
M. Wohlers	0	1	3	31	0	0	56.3	25	24	3.83	63	5	20	4	41	0	0.000	4
B. Neal	2	3	2	19	0	0	30.0	15	15	4.50	32	0	8	0	26	0	0.400	0
C. Maduro	0	1	2	56	0	0	62.7	39	33	4.74	70	17	24	1	34	0	0.000	2
S. Estes	11	13	0	33	33	1	166.0	104	91	4.93	190	11	88	9	109	1	0.458	-15
T. Harper	2	12	0	24	12	1	89.0	59	51	5.16	115	13	25	2	75	1	0.143	-22
R. Jensen	8	14	0	33	33	5	188.7	119	111	5.30	205	32	83	5	101	1	0.364	-20
E. Milton	11	12	0	33	33	0	185.3	119	110	5.34	214	36	44	9	132	0	0.478	-13
S. Sparks	11	12	0	34	33	3	199.7	146	130	5.86	270	29	76	9	102	0	0.478	-13
S. Sullivan	0	0	0	43	0	0	75.0	64	50	6.00	103	16	29	3	80	0	0.000	0
A. Bernero	0	5	0	7	6	0	38.0	29	27	6.39	43	7	19	2	19	0	0.000	-10
A. Van Hekken	2	2	0	7	7	0	31.0	27	26	7.55	42	3	19	2	10	0	0.500	-2
B. Lyon	0	5	0	7	5	0	19.3	27	21	9.78	33	9	7	2	12	0	0.000	-10
team									0							3		
TOTALS	61	101	38	568	162	10	1462.7	898	805	4.95	1640	211	566	59	1028	3	0.377	-65


ARSENAL GUNNERS 2003

Player	GP	AB	R	H	RBI	2B	3B	HR	W	SO	HP	SB	CS	AVG	OBP	SLG	E	left	Tot	Pace	produced
Payton	130	489	60	148	98	21	5	18	25	55	3	7	3	.303	.340	.464	1	000	489	0.00	130
Young	146	542	74	146	35	27	6	6	37	52	9	40	10	.269	.327	.375	11	004	546	4.00	103
Bonds	146	442	131	143	117	29	1	51	165	49	18	1	1	.324	.520	.740	6	001	443	1.00	197
Polanco	147	580	58	160	61	24	4	13	18	59	7			.268	.299	.385	8	043	603	43.00	106
J.Lopez	137	369	40	78	36	11		17	31	63	10			.206	.286	.374	23	013	382	13.00	59
Anderson	44	83	11	13	4	3	1	1	16	27	1	2		.157	.300	.253	0	005	88	5.00	14
Blalock	76	153	22	40	25	7	2	5	20	46	2			.261	.354	.431	8	008	161	8.00	42
Cruz	124	419	41	97	35	25	2	2	18	49	1	1	2	.232	.265	.315	8	146	566	146.00	74
Galarraga	110	295	32	84	34	9	0	7	22	81	7	1		.285	.349	.386	11	026	321	26.00	59
D.Rolls	41	98	18	40	14	8	1		4	12	2	1	1	.408	.442	.510	2	000	98	0.00	32
Diaz	94	195	7	20	8	3	1		10	26	9			.103	.182	.128	3	167	362	157.00	15
Stairs	96	291	48	74	75	20	2	24	34	46	8			.254	.348	.584	0	006	297	6.00	99
Escalona	59	49	12	10		1			1	15	1	21	7	.204	.235	.224	2	123	172	123.00	12
Kielty	116	318	60	83	43	11	4	16	61	73	1		1	.261	.365	.472	2	000	318	0.00	87
Vaughn	154	531	60	113	73	19		23	60	167	9			.213	.303	.379	10	005	536	5.00	110
Guiel	52	151	10	24	12	11		3	8	40	1	2		.189	.206	.291	8	077	228	77.00	19
Reese	71	215	31	52	28	6		1	7	43	2	5	2	.242	.272	.284	3	005	220	5.00	58
Baerga	71	190	19	48	24	11		3	6	19	2	3	1	.253	.283	.358	5	038	228	38.00	0
A. Brown	70	157	16	26	13	7		2	20	21		14	11	.166	.260	.248	3	071	228	71.00	27
Fitchers	162	2	0	1	1	0	0	0	0	1	0	0	0	.500	.500	.500	14				1
TOTALS	-162	5549	-760	-1388	-724	-253	-29	190	553	943	91	96	41	.250	.328	.409	128			728.00	


Player	GP	GS	CG	S	IP	R	ER	H	HR	BB	SO	W	L	ERA	SHO	Tot	Pace	Left
F. Garcia	33	39	6	0	206.67	165	154	271	37	80	180	10	17	6.71	1	246	39.33	39.33
Erickson	31	31	4	0	172.33	151	143	238	29	100	81	6	17	7.47	0	177	4.67	4.67
Neagle	49	18	4	0	180.67	112	104	200	27	79	132	6	12	5.18	1	180	-0.67	-0.67
Clemens	33	33	7	0	188.33	127	119	209	30	64	223	8	21	5.69	0	198	9.67	9.67
Drese	14	14	0	0	67.33	68	64	108	9	30	42	2	8	8.55	0	198	130.67	130.67
Rupe	14	14	3	0	92	61	60	107	16	29	62	5	6	5.87	0	99	7.00	7
Fhyrie	42	0	0	0	54	30	28	48	8	25	24	2	1	4.67	0	54	0.00	0
Santana	44	0	0	4	59.33	29	28	49	12	39	38	3	1	4.25	0	62	2.67	2.67
Sauerbeck	60	0	0	6	65	27	25	54	6	29	68	2	7	3.46	0	69	4.00	4
Bierne	17	0	0	0	27.67	18	16	28	3	18	15	0	1	5.20	0	31	3.33	3.33
Harang	15	15	0	0	83.33	63	58	98	11	48	62	5	8	6.26	0	85	1.67	1.67
Stephenson	15	4	1	0	27	46	46	36	10	32	22	1	3	15.33	0	50	23.00	23
Myette	33	0	0	3	46.67	15	13	47	2	15	29	1	0	2.51	0	50	3.33	3.33
Powell	22	0	0	0	50	48	46	72	11	23	44	0	1	8.28	0	60	10.00	10
S.Douglass	56	0	0	1	84	53	48	85	15	33	63	2	4	5.14	0	84	0.00	0
TOTALS	162	25	15	1451.66	1068	1002	1727	231	686	1117	54	106	6.21	2	1693	241.34		

Relief Pts.

12



AMERICAN LEAGUE
○
EAST



Primary Player Statistics For 2003 Maine Yaks Totals After 162 Games

NAME	BAVG	GM	AB	R	H	2B	3B	HR	RBI	BB	SO	HB	SH	DP	SB	CS	E
B.Jordan	.322	149	516	73	166	36	6	20	87	28	98	13	0	8	0	2	2
M.Sweeney	.310	140	516	83	160	29	0	29	104	48	61	6	0	4	8	0	0
A.Rodriguez	.301	162	661	120	199	34	3	51	137	60	127	8	0	6	7	0	11
T.Perez	.297	134	387	55	115	27	5	9	56	19	32	1	9	8	11	5	4
A.Pierzynski	.295	149	434	50	128	26	4	6	50	20	69	13	1	8	1	0	5
J.Cirillo	.281	118	256	37	72	3	1	6	30	12	43	5	10	6	1	1	6
J.Hammonds	.271	126	292	62	79	17	8	7	28	48	69	5	1	1	6	2	4
J.Sandberg	.258	122	329	55	85	28	3	16	66	33	119	2	0	3	0	0	16
D.Lee	.253	160	592	101	150	30	13	24	76	85	183	7	1	7	15	3	5
F.Vina	.250	161	633	75	158	26	11	2	56	28	56	13	16	5	7	4	20
M.Cameron	.236	156	590	93	139	30	6	33	96	72	205	10	0	4	33	13	6
A.Hyzdu	.205	64	151	27	31	4	0	10	29	25	47	1	0	0	0	0	0
M.Rivera	.193	34	83	10	16	7	2	0	6	4	34	2	0	1	0	0	0
K.Robinson	.182	7	11	2	2	0	0	0	2	1	2	0	0	0	3	0	0
H.Blanco	.178	49	73	13	13	0	0	5	7	6	19	0	0	0	0	0	1
E.Wilson	.132	29	53	9	7	1	2	1	2	7	11	0	0	0	1	0	3
J.Bell	----	0	0	0	0	0	0	0	0	0	0	0	0	0	0	0	0
B.Berger	----	0	0	0	0	0	0	0	0	0	0	0	0	0	0	0	0
C.Stynes	----	0	0	0	0	0	0	0	0	0	0	0	0	0	0	0	0
ALL PITCHERS	----	162	0	0	0	0	0	0	0	0	0	0	0	0	0	0	11
TEAM TOTALS	.273		5577		1520		64		832		1175		38		93		94
		162		865		298		219		496		86		61		30	

NAME	ERA	W	L	PCT	G	GS	CG	SH	SV	IP	H	R	ER	HR	BB	SO
F.Cordero	1.46	3	5	.375	45	0	0	0	35	49.1	35	9	8	5	13	56
A.Embree	2.62	6	4	.600	75	0	0	0	7	65.1	43	19	19	7	24	85
B.Koch	2.87	6	0	1.000	72	0	0	0	11	87.2	67	30	28	5	41	56
T.Spooneybarger	3.16	1	3	.250	49	0	0	0	1	51.1	36	18	18	1	30	37
T.Wakefield	3.23	17	4	.810	26	26	4	3	0	175.2	118	67	63	21	87	121
T.Ohka	3.37	17	5	.773	31	31	4	3	0	211.0	184	83	79	21	43	122
M.Jackson	3.88	0	0	----	35	0	0	0	1	51.0	52	24	22	5	13	36
S.Eyre	3.97	4	2	.667	48	2	0	0	1	77.0	81	38	34	12	35	60
M.Clement	4.07	20	8	.714	34	34	2	1	0	219.0	168	109	99	24	107	208
J.Affeldt	4.19	5	4	.556	11	11	2	1	0	77.1	63	37	36	3	37	65
M.Herges	5.17	0	2	.000	20	0	0	0	0	31.1	42	19	18	6	7	18
R.Helling	5.27	14	13	.519	30	30	2	0	0	193.0	213	120	113	34	78	125
T.Adams	5.39	8	8	.500	26	24	1	1	0	137.0	163	98	82	14	73	83
A.Benes	6.04	1	1	.500	4	4	0	0	0	22.1	32	16	15	4	8	17
S.Greisinger	----	0	0	----	0	0	0	0	0	0.0	0	0	0	0	0	0
J.Tavarez	----	0	0	----	0	0	0	0	0	0.0	0	0	0	0	0	0
ALL NON-PITCHERS	----	0	0	----	0	0	0	0	0	0.0	0	0	0	0	0	0
Team									0				+0			
TEAM TOTALS	3.94		59		162		15		56		1297		634		596	
		102		.634		162		9		1448.1		687		162		1089

2003 Lake Wobegon Whippets

NAME	OBP	SLG	AVG	GM	AB	R	H	2B	3B	HR	RBI	BB	SO	HBP	SH	DP	SB	CS	E
Kelly Stinnett	.413	.420	.260	47	100	19	26	1	0	5	15	26	33	0	0	2	0	0	2
Brian Giles	.411	.574	.268	156	544	120	146	40	9	36	97	118	98	14	0	10	12	2	11
Jason Giambi	.409	.622	.292	162	606	122	177	36	1	54	143	99	144	21	0	12	1	3	4
Mark McLemore	.393	.417	.257	131	362	73	93	20	4	10	31	81	69	0	2	10	29	7	7
Ramon Martinez	.352	.450	.290	90	200	26	58	15	1	5	29	16	31	3	2	3	1	0	1
Julio Lugo	.333	.333	.333	8	6	1	2	0	0	0	0	0	1	0	0	0	0	1	0
Frank Menechino	.333	.367	.224	25	49	6	11	4	0	1	5	7	16	1	1	2	0	0	0
Mark Bellhorn	.330	.461	.220	144	490	92	108	26	4	28	72	74	166	6	1	5	8	2	12
Ellis Burks	.322	.451	.265	154	565	73	150	27	0	26	100	37	123	10	1	21	1	1	0
Sandy Alomar Jr	.308	.432	.282	108	301	38	85	15	0	10	42	10	35	1	1	9	0	0	5
Andy Sheets	.308	.373	.241	75	166	23	40	5	1	5	16	16	31	0	1	1	1	1	1
Jacques Jones	.303	.420	.267	154	550	71	147	40	1	14	75	26	119	2	2	11	2	1	6
Kevin Mench	.302	.361	.221	130	380	46	84	16	2	11	44	37	81	7	0	6	0	1	1
Jose Valentin	.299	.421	.245	139	437	41	107	31	5	12	67	30	87	4	2	12	2	0	9
Joe Girardi	.276	.269	.212	77	156	13	33	4	1	1	10	14	14	0	4	4	1	0	10
Alex S Gonzalez	.255	.343	.212	158	565	60	120	26	3	14	47	31	156	1	7	16	1	2	22
Ryan Thompson	.204	.371	.172	66	151	13	26	8	5	4	15	4	30	2	1	6	0	0	1
Brent Butler	.200	.357	.143	9	14	3	2	0	0	1	2	1	5	0	0	0	0	0	0
ALL PITCHERS	.000	.000	.000	162	1	1	0	0	0	0	1	0	0	0	3	0	0	0	12
TEAM TOTALS	.333	.446	.251	162	5643	841	1415	314	37	237	811	627	1239	72	28	130	59	21	104

NAME	ERA	W	L	PCT	G	GS	CG	ShO	SV	IP	H	R	ER	HR	BB	SO
Brandon Puffer	0.00	0	0	----	8	0	0	0	0	7.1	2	0	0	0	2	6
Derek Lowe	2.23	21	5	.808	34	34	3	2	0	242.0	199	68	60	17	55	140
Joey Eischen	2.70	4	1	.800	54	0	0	0	2	56.2	51	21	17	1	15	46
Keith Foulke	2.86	6	3	.667	64	0	0	0	33	85.0	60	27	27	7	22	62
Robb Nen	3.05	8	5	.615	68	0	0	0	4	79.2	95	32	27	4	20	75
Johan Santana	3.73	8	5	.615	44	10	0	0	1	111.0	99	57	46	15	56	140
Andy Benes	4.09	4	4	.500	16	16	1	0	0	92.1	84	49	42	6	59	67
Mickey Callaway	4.14	2	2	.500	6	6	0	0	0	37.0	34	19	17	4	13	28
Kevin Appier	4.45	9	11	.450	30	30	1	0	0	196.0	198	106	97	26	70	161
Mike DeJean	4.46	4	0	1.000	45	0	0	0	3	70.2	73	39	35	8	45	59
Hideo Nomo	4.51	18	12	.600	35	35	6	0	0	235.2	208	132	118	30	107	209
Chuck Finley	5.42	11	16	.407	30	30	2	0	0	196.0	219	129	118	23	80	164
Jim Mecir	6.00	2	1	.667	45	0	0	0	1	69.0	71	48	46	6	42	56
Corey Thurman	6.75	0	0	----	3	0	0	0	0	1.1	1	1	1	1	0	2
Sun-Woo Kim	6.75	0	0	----	2	0	0	0	0	1.1	1	1	1	0	1	3
Chan Ho Park	DNP															
Shawn Sedlacek	DNP															
Doug Davis	DNP															
Blake Stein	DNP															
Team								2					0			
TEAM TOTALS	4	97	65	.599	484	161	13	4	44	1481	1395	729	652	148	587	1218

Illinois Prairie Dogs 2003

PLAYER	B.A.	Gms	AB	RUNS	HITS	2B	3B	HR	RBI	BB	K	IBP	DP	SB	CS	E	O.B.A.	SLUG.
Alfonzo, Ed.	338	137	534	98	181	37	2	15	53	66	58	9	9	1	1	16		
Bennard, Marvin	218	25	96	11	21	2	2	2	9	4	21	2	5	3		3		
Bennett, Gary	353	90	269	37	95	11	3	3	39	16	31	4	12		1	2		
Coupe, Jeff	308	90	331	41	102	19	5	9	47	14	58	1	12			4		
Eckstein, Dave	291	162	615	96	179	20	9	2	55	39	60	26	10	18	9	13		
Gant, Ron	251	51	163	32	41	8	1	9	30	16	29	1	5			1		
Glauville, Doug	500	2	2	1	1													
Total	206	36	87	10	18	3	2	1	10	3	7		1	1		1		
Graffano, Tony	280	33	75	20	21	4	2	4	7	12	11	1	2			1		
Guerreo, Vlad	317	158	618	124	196	29	1	48	159	60	88	8	8	30	10	6		
Hall, Toby	232	105	323	33	75	16		11	36	11	41		13			4		
Hinske, Eric	298	127	462	79	138	37	6	24	101	53	120	2	9	2		1		
Kingale, Gene	160	58	212	18	34	5	2		11	20	55		6	7	4	3		
Ortiz, Dave	269	92	342	40	92	24		17	49	27	86	4	9			1		
Palmeiro, Orlando	316	74	221	33	70	5			24	30	33		3	3				
Walker, Todd	258	154	596	62	154	24	4	6	73	42	92	2	16	2		5		
Suzuki, Ichiro	336	159	665	110	224	37	17	5	105	40	81	11	20	44	13	2		
Young, Dmitri	318	7	22	3	7	2		1	5	1	7							
Young, Kevin	226	51	168	22	38	8		6	17	13	23	2	3	1		3		
TOTALS	291		5714	860	1668	288	56	162	820	464	894	73	143	113	38	67		
PITCHER	E.R.A	WON	LOST	Gms	GS	CG	SH	SV	IP	HITS	RUNS	ER	HR	BB	K			RATIO
Burnett, AJ	2.40	15	2	17	17	6	1		131.1	87	36	35	9	50	141			
Total	3.44	21	9	30	30	8	1		222.1	178	92	85	16	101	235			
Byrd, Paul	5.03	18	10	33	33	8	1		216.1	246	137	121	41	55	126			
Dessous, Elmer	4.47	13	11	29	29	3	1		191	203	103	95	25	48	101			
Franklin, Ryan	4.61	5	8	17	17	2			113.1	117	59	58	19	27	66			
Gravel, Dan	7.23	1		4					11.2	25	11	9	2		2			
Total	4.39	2	1	28					49.2	68	28	24	6	9	27			
Holmes, Darren	2.68		1	35				26	30.2	33	10	9	3	8	17			
Perez, Odalis	3.44	16	12	32	32	12			235	223	97	90	27	51	195			
Pote, Lou	5.89		3	23				4	29.0	29	19	19	4	18	24			
Reed, Steve	3.41	2	2	31				1	42.2	27	17	16	3	13	36			
Soriano, Rafael	3.78		2	3	3	1			19.0	17	11	8	3	3	15			
Timlin, Mike	4.02	1	5	43				2	78.2	80	35	35	11	21	41			
Vilque, Ron	3.78	1		24	1	1			57.0	61	27	24	3	14	34			
Wolf, Randy	3.42	17	11	29	29	8	2		226.0	194	96	86	30	112	188			
TOTALS	2.47	3	3	36				3	58.1	50	16	16	4	21	52			
	3.88	92	70		162	49	5	36	1440	1392	674	64	104	441	1028			

Baton Rouge

Actual	FBN	Pct			Avg	OB	Slug	GM	AB	R	H	2B	3B	HR	RBI	BB	SO	HB	SH	DP	SB	CS	E
367	404	79	M	Bordick	0.230	0.289	0.347	114	317	35	73	16	0	7	25	24	64	2	4	2	9	1	0
436	480	100	C	Counsell	0.263	0.335	0.348	146	480	64	126	25	2	4	42	52	59	0	8	5	13	1	5
560	616	28	S	Cox	0.310	0.415	0.540	89	174	31	54	12	2	8	38	27	31	4	0	2	0	0	0
98	108	100	A	Echevarria	0.324	0.365	0.546	39	108	19	35	10	1	4	17	6	22	1	0	3	0	0	4
146	161	21	P	Feliz	0.235	0.257	0.353	11	34	4	8	1	0	1	1	1	6	0	0	0	0	0	0
72	79	86	C	Gipson	0.206	0.260	0.294	67	68	9	14	2	2	0	3	5	15	0	0	1	7	1	5
475	523	53	C	Guillen	0.265	0.322	0.367	93	275	28	73	16	3	2	31	23	51	0	0	3	1	2	5
426	469	100	J	Hairston	0.273	0.323	0.386	140	469	72	128	32	6	3	44	34	63	1	2	4	20	5	11
266	293	8	T	Hundley	0.182	0.250	0.409	10	22	2	4	2	0	1	1	2	12	0	0	0	0	0	1
532	585	92	K	Lofton	0.261	0.353	0.417	139	540	105	141	36	6	12	49	77	77	0	7	6	46	15	0
397	437	98	E	Marrero	0.248	0.297	0.388	137	428	45	106	20	2	12	64	30	78	0	4	6	10	4	7
349	384	62	Q	McCracken	0.282	0.347	0.408	79	238	25	67	20	2	2	25	23	53	1	2	4	5	5	1
407	448	100	P	Nevin	0.292	0.351	0.399	127	449	48	131	24	0	8	71	41	91	0	0	13	0	0	23
104	114	7	J	Paul	0.250	0.400	0.250	5	8	0	2	0	0	0	1	2	3	0	0	0	0	0	0
492	541	100	G	Sheffield	0.297	0.401	0.469	148	542	97	161	37	1	18	80	76	85	18	0	17	8	2	4
480	528	100	J	Thome	0.282	0.404	0.670	150	528	109	149	22	3	59	150	105	145	3	0	5	0	0	9
136	150	100	Y	Torrealba	0.273	0.363	0.360	73	150	19	41	13	0	0	9	19	26	2	1	6	0	0	1
455	501	49	R	White	0.235	0.285	0.444	75	243	29	57	12	0	13	42	11	54	6	0	1	1	1	0
510	561	83	P	Wilson	0.216	0.292	0.429	138	464	56	100	20	2	25	71	45	148	5	0	12	19	6	2
185	204	35	G	Zaun	0.239	0.280	0.324	22	71	10	17	3	0	1	9	4	15	0	1	2	0	0	0
																							7
					0.265	0.341	0.430		5608	807	1487	323	32	180	773	607	1098	43	29	92	139	43	85

Actual	FBN	Pct			PCT	ERA	W	L	G	GS	CG	SH	SV	IP	H	R	ER	HR	BB	SO	Outs	
56	62	100	M	Bacsik	1.000	3.649	4	0	39	0	0	0	3	61.7	61	26	25	5	18	26	185	
41	45	17	A	Fultz	----	5.870	0	0	6	0	0	0	0	7.7	8	5	5	0	5	8	23	
125	138	9	J	Hamilton	0.000	12.41	0	2	3	2	1	0	0	12.3	25	17	17	4	7	7	37	
146	161	100	O	Hernandez	0.320	4.025	8	17	43	19	4	0	10	161.0	151	74	72	25	53	112	483	
46	51	31	M	Matthews	0.000	7.468	0	1	11	0	0	0	0	15.7	20	13	13	1	13	12	47	
216	238	100	M	Mussina	0.516	5.491	16	15	38	38	5	0	0	237.7	289	161	145	41	53	204	713	
56	62	86	T	Percival	0.429	3.226	3	4	43	0	0	0	10	53.0	34	19	19	4	25	48	159	
90	99	100	O	Perez	0.429	3.636	3	4	17	17	0	0	0	99.0	70	45	40	10	66	110	297	
188	207	92	R	Reed	0.727	5.296	16	6	28	28	7	0	0	190.3	220	117	112	30	47	126	571	
259	285	100	C	Schilling	0.556	4.047	20	16	40	40	14	3	0	284.7	257	132	128	41	70	344	854	
47	52	94	D	Smith	0.500	4.068	3	3	34	0	0	0	8	48.7	36	22	22	6	22	40	146	
78	86	100	M	Stanton	0.750	5.463	3	1	52	0	0	0	2	85.7	89	57	52	10	45	42	257	
63	69	87	R	White	0.667	3.300	2	1	34	0	0	0	3	60.0	65	23	22	1	16	32	180	
108	119	100	C	Zambrano	0.571	3.346	8	6	31	18	0	0	0	118.3	100	48	44	10	85	104	355	
												2										
					0.531	4.489	86	76	419	162	31	5	36	1436	1425	759	716	188	525	1215	4307	

2003 Urpaigh Dragons

NAME	BAVG	GM	AB	R	H	2B	3B	HR	RBI	BB	SO	HB	SH	DP	SB	CS	E
J.Carroll	.386	35	70	12	27	9	4	0	16	5	10	0	1	4	0	2	3
B.Hunter	.351	50	171	24	60	21	2	5	28	4	40	0	1	1	1	1	0
J.Edmonds	.305	156	515	106	157	29	8	31	107	90	150	11	0	18	6	3	5
C.Jones	.302	159	587	97	177	43	3	20	83	101	112	3	0	19	4	2	6
J.Hernandez	.287	150	550	81	158	15	3	30	101	54	196	4	0	9	4	0	14
M.Ensberg	.286	42	119	25	34	6	2	5	14	35	17	0	0	5	2	0	0
A.Fox	.280	136	454	76	127	19	2	4	27	54	88	7	2	15	41	12	9
E.Karros	.268	91	299	43	80	11	0	9	33	22	42	2	0	4	3	1	0
T.Prince	.267	45	116	17	31	7	0	10	26	14	23	8	2	2	0	0	2
M.Little	.261	53	115	16	30	6	4	0	8	8	31	10	0	0	1	3	1
R.Ibanez	.260	144	527	79	137	33	3	19	94	46	86	1	0	16	2	0	3
B.Surhoff	.260	26	77	7	20	5	1	0	7	8	5	0	0	0	0	0	0
M.Cairo	.242	69	149	12	36	9	1	1	16	5	27	1	4	2	0	0	3
S.Halter	.239	33	88	16	21	4	2	3	20	13	25	1	0	3	0	0	4
T.Zeile	.227	148	532	63	121	16	2	10	61	65	101	0	0	28	2	0	18
J.Giambi	.226	109	323	52	73	13	0	16	42	89	103	4	0	7	0	0	10
R.Hernandez	.222	130	418	43	93	23	1	8	43	48	75	6	4	10	0	0	3
G.Gil	.219	14	32	4	7	0	0	0	1	2	7	0	0	2	0	0	0
K.Ginter	.207	33	87	10	18	9	0	0	9	16	23	3	0	1	0	0	4
B.Roberts	.201	49	134	16	27	7	0	0	10	22	20	0	2	2	11	0	2
A.Rowand	.198	91	217	21	43	8	1	4	26	11	44	4	8	6	0	0	5
ALL PITCHERS	.167	162	18	1	3	0	0	0	0	0	3	0	0	1	0	0	18

TEAM TOTALS	.264		5598		1480		39		772		1228		24		77		110
		162		821		293		175		712		65		155		24	

NAME	ERA	W	L	PCT	G	GS	CG	SH	SV	IP	H	R	ER	HR	BB	SO
R.Rincon	1.34	7	0	1.000	33	0	0	0	10	53.2	39	8	8	2	10	46
P.Martinez	2.34	19	10	.655	32	32	0	0	0	219.0	145	67	57	21	61	269
J.Mesa	3.11	5	2	.714	42	0	0	0	5	63.2	47	24	22	7	36	56
K.Jarvis	3.46	3	1	.750	5	5	1	0	0	39.0	39	19	15	6	8	22
V.De Los Santos	3.50	4	1	.800	31	0	0	0	5	54.0	43	21	21	0	18	43
J.Witasick	4.01	5	3	.625	44	0	0	0	7	74.0	72	38	33	8	15	72
R.Bauer	4.26	0	0	----	37	0	0	0	0	76.0	76	37	36	10	27	37
C.Sabathia	4.77	10	15	.400	33	33	1	0	0	209.1	217	119	111	18	96	156
C.Paronto	4.81	2	3	.400	21	0	0	0	3	33.2	41	19	18	3	11	17
A.Leiter	5.10	10	18	.357	33	33	1	0	0	210.0	235	129	119	26	77	167
B.Meadows	5.45	4	6	.400	10	10	0	0	0	67.2	81	46	41	13	12	31
M.Redman	5.53	8	12	.400	32	32	2	0	0	211.2	264	141	130	30	50	110
B.Jones	6.05	5	3	.625	10	10	4	0	0	74.1	92	52	50	16	18	41
D.Williams	7.27	4	2	.667	7	7	0	0	0	43.1	37	38	35	10	24	29
S.Kline	8.87	0	0	----	11	0	0	0	0	23.1	40	23	23	3	11	15
ALL NON-PITCHERS	----	0	0	----	0	0	0	0	0	0.0	0	0	0	0	0	0
Team								5					+0			

TEAM TOTALS	4.45		76		162		9		30		1468		719		474	
		86		.531		162		5		1452.2		781		173		1111

Primary Player Statistics For 2003 Louisville River Bandits Totals After 162 Games

NAME	BAVG	GM	AB	R	H	2B	3B	HR	RBI	BB	SO	HB	SH	DP	SB	CS	E
M.Ramirez	.348	94	316	59	110	37	2	24	73	44	70	8	0	4	0	0	9
T.Lee	.296	138	506	52	150	26	8	9	75	43	94	0	1	10	1	3	2
A.Pujols	.296	159	631	112	187	38	0	38	107	60	76	15	0	34	3	2	25
W.Gonzalez	.291	26	86	8	25	7	1	2	9	10	13	1	0	3	0	0	2
F.Tatis	.269	46	167	17	45	9	0	6	21	10	23	1	0	9	0	0	0
J.Macias	.264	83	277	26	73	17	1	2	29	14	44	1	0	4	6	3	5
J.Kendall	.263	145	598	72	157	24	4	4	40	47	51	4	0	8	27	5	13
C.Lee	.258	150	539	85	139	29	3	22	54	80	83	1	0	7	3	4	0
R.Aurilia	.257	112	408	48	105	21	1	6	44	27	73	3	1	10	2	1	10
C.Everett	.248	97	351	39	87	14	1	12	46	32	70	2	0	13	0	1	0
R.Mackowiak	.241	120	316	35	76	21	0	10	40	27	88	1	0	3	5	1	3
C.Hermansen	.236	40	140	15	33	7	1	6	22	10	43	1	0	2	0	3	4
A.Nunez	.222	47	180	13	40	7	0	0	17	14	31	4	0	2	3	4	2
F.Lopez	.221	58	226	34	50	11	3	4	15	19	71	0	2	5	6	1	7
J.Conti	.217	71	189	20	41	14	4	2	13	18	55	0	0	5	2	0	4
C.Izturis	.216	113	301	20	65	9	0	0	18	18	31	1	54	2	7	10	5
D.Glanville	.202	37	89	9	18	3	2	1	11	3	7	0	11	1	2	0	1
W.Helms	.200	30	100	9	20	7	0	0	4	6	26	2	0	2	1	0	2
W.Harris	.160	49	81	6	13	2	0	0	1	3	14	0	7	2	6	2	3
H.Bush	.143	4	14	1	2	0	0	0	1	1	2	0	0	0	0	0	0
L.Alicea	----	0	0	0	0	0	0	0	0	0	0	0	0	0	0	0	0
ALL PITCHERS	----	162	0	0	0	0	0	0	0	0	0	0	0	0	0	0	5

TEAM TOTALS	.260		5515		1436		31		640		965		76		74		102
		162		680		303		148		486		45		126		40	

NAME	ERA	W	L	PCT	G	GS	CG	SH	SV	IP	H	R	ER	HR	BB	SO
J.Patterson	1.69	1	2	.333	4	4	2	1	0	32.0	24	6	6	2	4	33
S.Williamson	3.15	3	4	.429	61	0	0	0	23	74.1	49	27	26	10	40	100
D.Graves	3.46	1	1	.500	25	0	0	0	0	39.0	43	17	15	4	9	22
R.Soriano	4.24	0	3	.000	26	0	0	0	1	40.1	38	26	19	5	15	36
Z.Day	4.36	0	1	.000	25	1	0	0	0	33.0	31	17	16	6	5	22
K.Escobar	4.43	3	1	.750	69	0	0	0	4	63.0	70	39	31	13	39	103
K.Ishii	4.68	8	11	.421	21	21	3	1	0	132.2	117	81	69	13	87	121
A.Burnett	4.76	6	6	.500	14	14	2	0	0	98.1	96	58	52	7	58	104
C.Pavano	5.19	3	7	.300	11	11	2	1	0	76.1	90	52	44	8	30	41
B.Ryan	5.63	2	2	.500	61	0	0	0	0	54.1	69	39	34	7	32	55
J.Sosa	5.67	1	1	.500	26	0	0	0	0	60.1	57	40	38	12	43	14
D.Coggin	6.15	0	3	.000	44	0	0	0	0	67.1	65	56	46	8	49	61
J.Johnson	6.25	3	14	.176	22	22	0	0	0	126.2	161	97	88	23	47	93
R.Ortiz	6.48	8	19	.296	30	30	4	1	0	184.2	221	136	133	19	99	127
C.Carpenter	6.55	1	8	.111	10	10	2	0	0	56.1	82	52	41	8	16	35
N.Cornejo	6.82	1	4	.200	5	5	0	0	0	30.1	50	23	23	3	11	21
S.Ponson	7.09	5	14	.263	26	26	1	1	0	141.0	168	117	111	32	74	102
K.Benson	7.29	1	12	.077	18	18	1	0	0	96.1	142	87	78	18	44	57
J.Santiago	7.90	0	0	----	8	0	0	0	0	13.2	25	13	12	2	5	8
J.Cabrera	13.69	0	2	.000	11	0	0	0	0	23.2	50	37	36	9	10	13
ALL NON-PITCHERS	----	0	0	----	0	0	0	0	0	0.0	0	0	0	0	0	0
Team								1					+0			

TEAM TOTALS	5.72		115		162		17		28		1648		918		717	
		47		.290		162		6		1443.2		1020		209		1168