


2002 Baton Rouge Silver Bullets - Final Official Stats

Actual	FBN	Pct	Avg	OB	Slug	GM	AB	R	H	2B	3B	HR	RBI	BB	SO	HB	SH	DP	SB	CS	E
229	252	88	0.244	0.301	0.385	82	221	29	54	11	1	6	27	14	31	4	0	5	9	0	7
127	140	99	0.237	0.333	0.410	57	139	24	33	15	0	3	28	20	28	0	0	3	1	0	1
458	504	99	0.248	0.344	0.295	141	501	76	124	15	3	1	33	74	70	0	6	11	2	0	11
342	376	100	0.231	0.297	0.343	119	376	37	87	22	1	6	28	24	80	11	0	13	1	1	13
133	146	34	0.300	0.364	0.480	21	50	6	15	6	0	1	8	4	6	1	0	1	0	0	1
220	242	63	0.281	0.325	0.569	50	153	24	43	7	2	11	30	8	24	2	1	3	0	0	8
64	70	18	0.154	0.214	0.231	9	13	1	2	1	0	0	0	0	3	1	0	0	0	0	0
456	502	91	0.233	0.314	0.313	143	454	61	106	27	3	1	29	53	100	0	5	11	3	0	0
532	585	49	0.263	0.331	0.449	115	285	48	75	18	7	7	33	21	46	8	12	1	20	1	7
246	271	0	1.000	1.000	1.000	1	1	0	1	0	0	0	0	0	0	0	0	0	0	0	5
517	569	2	0.300	0.300	0.300	7	10	2	3	0	0	0	0	0	1	0	0	0	0	0	0
203	223	99	0.270	0.347	0.342	79	222	45	60	10	0	2	32	26	34	0	3	5	22	4	0
237	261	100	0.268	0.305	0.372	118	261	24	70	9	6	2	28	13	46	1	0	7	3	2	7
200	220	26	0.263	0.344	0.439	22	57	8	15	1	0	3	9	7	7	0	0	5	0	0	1
546	601	100	0.322	0.397	0.603	161	600	102	193	41	4	40	135	70	163	5	0	17	0	1	18
120	132	79	0.250	0.328	0.337	59	104	16	26	4	1	1	10	12	28	0	0	2	1	0	1
139	153	99	0.252	0.319	0.397	49	151	17	38	10	0	4	20	15	27	0	1	2	8	1	2
515	567	100	0.266	0.404	0.476	157	567	104	151	27	1	30	100	121	92	10	0	10	8	0	1
526	579	83	0.273	0.409	0.644	154	480	119	131	20	1	52	117	106	159	5	0	7	0	0	9
323	355	100	0.310	0.375	0.530	110	355	63	110	22	1	18	76	24	77	13	0	16	1	0	1
468	515	98	0.292	0.346	0.613	152	507	83	148	29	1	44	113	38	118	4	0	19	19	9	1
125	138	99	0.301	0.367	0.574	38	136	23	41	7	0	10	17	14	30	0	0	4	0	0	6
			0.270	0.354	0.464	###	5643	912	1526	302	32	242	873	664	1170	65	28	142	100	19	104



Phil Nevin

Actual	FBN	Pct	PCT	ERA	W	L	G	GS	CG	SH	SV	IP	H	R	ER	HR	BB	SO	Outs
71	78	100	0.667	3.102	2	1	51	0	0	0	6	78.3	64	28	27	8	24	61	235
140	154	3	0.000	6.231	0	1	1	1	0	0	0	4.3	6	4	3	1	1	3	13
95	105	100	0.714	3.783	10	4	20	20	1	0	0	104.7	92	48	44	13	54	87	314
89	98	100	0.300	7.096	6	14	36	12	0	0	3	97.7	113	84	77	26	48	64	293
229	252	100	0.586	4.571	17	12	38	38	8	4	0	252.0	280	132	128	38	47	239	756
58	64	95	0.500	1.790	5	5	45	0	0	0	23	60.3	37	17	12	4	22	79	181
202	222	100	0.654	4.750	17	9	36	36	2	0	0	221.7	278	133	117	36	33	143	665
141	155	16	0.000	5.040	0	1	4	4	0	0	0	25.0	28	15	14	4	9	17	75
76	84	98	0.875	3.402	7	1	22	9	2	0	0	82.0	60	31	31	12	37	66	246
257	283	99	0.697	4.105	23	10	42	42	7	1	0	280.7	272	140	128	34	76	329	842
80	88	100	0.444	4.807	4	5	65	0	0	0	5	88.0	112	49	47	4	25	89	264
70	77	100	0.333	5.844	1	2	51	0	0	0	4	77.0	114	53	50	13	22	60	231
71	78	99	0.400	3.273	2	3	67	0	0	0	15	77.0	53	29	28	14	21	65	231
			0.580	4.386	94	68	478	162	20	10	56	1449	1509	763	706	207	419	1302	4346



Eric Milton

HOTLANTA POSSUMS

GAMES PLAYED
GAMES TO GO

162
0

HITTERS	G	AB	R	H	RBI	D	T	HR	BB	HBP	K	SB	CS	E	BA	OBA	SLG
B. Mayne	126	359	45	113	36	17	0	2	39	2	58	1	0	3	0.315	0.385	0.379
J. Varitek	80	191	25	59	27	8	1	7	13	2	36	0	1	1	0.309	0.359	0.471
C. Guzman	155	541	85	159	73	33	20	10	27	8	95	27	6	29	0.294	0.337	0.484
A. Piatt	56	104	18	29	6	5	0	0	11	0	22	0	0	0	0.279	0.348	0.327
A. Jones	160	614	92	170	103	30	1	39	42	5	115	7	2	0	0.277	0.328	0.520
M. Giles	106	268	39	73	32	11	5	9	28	0	43	0	1	6	0.272	0.341	0.451
D. Bell	146	479	62	127	67	34	1	22	25	4	61	2	3	18	0.265	0.307	0.478
R. Sexson	161	616	91	161	120	31	4	37	61	12	169	0	0	6	0.261	0.340	0.505
R. Fick	124	441	72	115	60	28	2	18	37	3	72	0	0	7	0.261	0.322	0.456
R. Sierra	113	378	41	98	52	23	2	20	20	0	71	0	1	0	0.259	0.296	0.489
R. Brown	34	91	10	22	15	7	0	5	8	0	11	0	0	0	0.242	0.303	0.484
B. Grieve	157	595	79	138	41	27	7	6	88	11	198	0	2	4	0.232	0.341	0.331
A. Beltre	130	447	55	103	56	19	3	17	32	5	78	9	3	9	0.230	0.289	0.400
M. Colangelo	90	98	19	22	10	4	2	1	13	1	33	0	0	0	0.224	0.321	0.337
C. Febles	136	314	35	64	33	8	2	8	25	3	73	6	1	7	0.204	0.269	0.318
K. Garcia	26	50	7	10	8	3	0	5	0	3	14	0	0	1	0.200	0.245	0.560
C. Miller	20	51	8	7	4	1	0	3	6	3	17	0	0	0	0.137	0.267	0.333
Pitchers	7	0	1	0	0	0	0	0	0	0	0	0	0	5	#DIV/0!	#DIV/0!	#DIV/0!
TOTALS		5637	784	1470	743	289	50	209	475	62	1166	52	20	96	0.261	0.325	0.441

PITCHERS	W	L	SV	G	GS	CG	IP	R	ER	ERA	H	HR	BB	HBP	K	SHO	PCT	REL
J. Isringhausen	2	3	35	53	0	0	78.0	13	13	1.50	47	5	16	2	89	0	0.400	66
E. Guardado	12	2	5	63	0	0	73.3	19	19	2.33	50	5	19	4	70	0	0.857	18
S. Sullivan	6	9	5	68	0	0	113.7	45	43	3.40	124	12	34	6	84	0	0.400	-2
J. Christiansen	3	2	1	25	0	0	38.7	18	15	3.49	25	5	16	0	48	0	0.600	1
M. Wohlers	1	1	3	41	0	0	69.0	36	27	3.52	75	6	26	6	53	0	0.500	5
P. Shuey	2	1	0	35	0	0	55.7	29	26	4.20	51	8	23	2	78	0	0.667	0
G. Swindell	2	3	1	39	0	0	58.3	30	29	4.47	59	9	13	4	44	0	0.400	-2
T. Mulholland	3	4	0	15	12	0	68.0	36	34	4.50	72	10	16	1	40	0	0.429	-5
Jo. Acevedo	7	5	0	18	18	1	105.0	57	55	4.71	116	18	37	4	82	0	0.583	-3
S. Estes	11	9	0	27	27	0	171.7	93	92	4.82	176	16	93	8	103	0	0.550	-7
C. Maduro	5	5	0	20	15	1	103.0	59	57	4.98	98	12	44	5	55	1	0.500	-5
M. Suzuki	5	4	0	17	14	1	76.3	47	44	5.19	81	13	39	4	48	1	0.556	-3
E. Milton	15	15	0	41	41	2	242.3	153	145	5.39	256	47	79	9	193	0	0.500	-15
L. Davis	9	8	0	22	22	2	116.0	75	74	5.74	133	16	42	5	54	0	0.529	-7
B. Lyon	1	7	0	13	13	1	68.7	52	46	6.03	80	15	26	0	36	0	0.125	-13
H. Carrasco	0	0	1	11	0	0	21.0	22	19	8.14	35	4	12	4	19	0	#DIV/0!	2
R. Kohlmeier	0	0	0	1	0	0	0.0	0	0	#DIV/0!	1	0	0	0	0	0	#DIV/0!	0
B. Reith	0	0	0	0	0	0	0.0	0	0	#DIV/0!	0	0	0	0	0	0	#DIV/0!	0
team																		6
totals	84	78	51	509	162	8	1458.7	784	738	4.55	1479	201	535	64	1096	8	0.519	30

Batting Total

ILLINOIS

2002

Pitching Total



Vladimir Guerrer

PLAYER	B.A.	Gms	AB	RUNS	HITS	2B	3B	IIR	RBI	BB	IK	IIBP	DP	SB	CS	TI
Allen, Chad	308	41	149	27	46	13	3	5	25	14	26	3	6	1	1	1
Barrett, Mike	237	121	430	65	102	16	6	6	35	19	60	3	15	1	3	3
Bennard, MARIC	231	107	401	44	93	22	3	7	39	24	75	2	7	12	2	6
Bennett, GARY	111	130	36	5	4	1			4	7	6					
Clayton, Royce	280	42	121	22	34	10		4	21	10	23	1				
Daubach, BRIAN	259	83	304	44	79	23	6	14	58	29	94	3	7	3	3	8
Eckstein, David	296	147	586	80	174	25	5	3	61	33	69	27	5	25	6	18
Graffano, Tony	276	27	76	13	21	3	1	2	8	14	13		4			
Guerrero, Vlad	341	159	617	115	211	59	3	23	133	43	84	11	20	27	6	2
Hall, Toby	313	40	134	14	42	14		2	20	4	16	3	3	1		
Helm, Wes	222	39	150	12	33	5	1	4	18	10	37	1	2	1		
Liefer, Jeff	186	41	123	15	23	4		6	16	7	44		6			
Lopez, Felipe	205	33	107	11	22	3	2	3	9	8	23		1	5		
Ortiz, David	000	1	3													
Palmerio, Calando	217	60	179	22	39	8		3	21	21	30	4	2	9	5	2
Stynes, Chris	291	93	346	46	101	29	3	5	36	30	96	5	12	4	2	7
Suzuki, Ichiro	360	143	685	122	247	33	7	14	90	29	62	8	7	53	3	10
Walkee, Todd	271	148	570	72	155	29	2	16	61	49	87	3	17	6	2	8
Young, Dmitra	304	132	539	70	164	30	3	24	89	29	82	3	18	3	3	8
Young, Kevin	239	64	209	22	50	16		4	32	14	43	3	7	2		1
TOTALS	551	66	96	377	162	28	2	35	1472	1703	940	887	237	556	977	3
PITCHER																
Byrd, Paul	5.22	5	4	15	15	2	1		93	114	59	54	9	24	43	
Dessens, Ethen	4.95	7	13	30	30	7	1		209	224	122	115	37	70	116	
McKnight, Tom	4.63	3	3	10	10	2			68	87	36	35	11	17	27	
Perez, Odalis	5.86	6	6	16	16	3			95.1	119	66	62	14	40	61	
Rapp, PAT	5.45	11	9	24	24	3			47.2	57	35	33	9	28	50	
Sanchez, Jesus	6.29	2	5	8	8	3			113	157	83	77	17	38	59	
Tollbear, BRIAN	6.13	7	8	17	17	2			154.2	173	93	91	21	66	145	
Wakefield, Tim	5.31	7	10	48	14	3			161.2	203	114	105	36	54	137	
Wolf, Randy	5.86	5	12	24	24	3			53	80	60	60	14	32	42	
Davis, Kane	10.18	3	3	28				30	64	62	25	24	8	24	71	
Fox, Chad	3.87	3	3	46				2	48.2	50	27	21	6	12	40	
Phelps, Travis	3.92	3	5	29				3	62.2	15	15	10	29	52		
Pote, Lou	3.76	3	5	33				3	12.2	15	15	2	11	7		
Reed, Steve	11.06	1	5	10					52.1	77	44	42	11	16	34	
Timlin, Mike	7.25	2	2	25					33.1	37	16	16	14	13	20	
Villone, Russ Row	4.35	1	10	4					23.1	28	19	17	5	14	13	
Haynes	6.62	4	6	20	3				84.1	93	50	46	17	32	57	
Haynes	4.92	4	6	11	11											


82
36
148
139
74
990
394
776
155
40
515
74
990
394
776
155
40
515

82
36
148
139
74
990
394
776
155
40
515
74
990
394
776
155
40
515

2002 Lake Wobegon Whippets

NAME	OBP	SLG	AVG	GM	AB	R	H	2B	3B	HR	RBI	BB	SO	HB	SH	DP	SB	CS	E	OPS
J.Giambi	.473	.666	.355	155	569	135	202	68	2	35	131	111	108	16	0	22	0	0	1	1.139
R.Davis	.354	.616	.299	63	164	27	49	17	1	11	30	14	27	0	0	3	1	1	11	.970
B.Giles	.378	.543	.288	161	619	113	178	38	6	36	131	81	86	9	0	12	17	3	4	.921
M.McLemore	.421	.498	.327	141	450	109	147	17	18	8	41	73	97	0	4	4	40	3	22	.918
J.Valentin	.354	.533	.271	143	443	57	120	24	1	30	88	52	136	5	10	8	8	2	28	.887
K.Stinnett	.311	.548	.265	61	166	23	44	19	2	8	28	7	63	4	0	1	0	0	10	.859
R.Palmeiro	.353	.467	.248	161	597	95	148	29	3	32	122	90	84	7	0	21	0	0	7	.820
E.Burks	.337	.472	.226	138	483	82	109	28	2	29	101	77	115	4	0	13	0	1	3	.809
J.Jones	.326	.411	.266	152	504	80	134	23	1	16	52	45	99	0	4	11	4	2	1	.737
S.Dunston	.267	.459	.251	63	183	23	46	12	4	6	25	4	22	0	0	6	3	0	2	.726
F.Menechino	.353	.334	.224	134	362	62	81	19	0	7	34	59	66	13	2	6	1	0	16	.687
D.Fletcher	.275	.366	.223	100	265	35	59	16	2	6	34	16	23	3	0	7	0	0	7	.641
A.Gonzalez	.301	.333	.230	161	586	65	135	24	3	10	59	56	144	3	9	15	10	5	9	.634
J.Lugo	.274	.253	.207	74	87	12	18	4	0	0	6	8	16	0	3	0	3	1	1	.527
F.Lunar	.250	.216	.176	77	153	11	27	6	0	0	11	10	31	5	0	8	0	0	6	.466
B.McMillon	.000	.000	.000	5	6	0	0	0	0	0	1	0	1	0	0	0	0	0	0	.000
B.Butler	.000	.000	.000	9	7	0	0	0	0	0	0	0	1	0	0	1	0	0	0	.000
E.Valent				1	0	0	0	0	0	0	0	0	0	0	0	0	0	0	0	.000
Pitchers				162	0	1	0	0	0	0	0	0	0	0	0	0	0	0	2	.000
Team Total	.354	.467	.265	162	5644	930	1497	344	45	234	894	703	1119	69	32	138	87	18	130	.820

NAME	ERA	W	L	PCT	G	GS	CG	SH	SV	IP	H	R	ER	HR	BB	SO
C.Finley	0.00	1	0	1.000	1	1	0	0	0	8	2	2	0	0	2	6
A.Benes*	0.00	0	0		1	0	0	0	0	1	0	0	0	0	0	2
J.Santana	0.00	0	0		1	0	0	0	0	2	1	0	0	0	0	1
K.Foulke	1.43	6	4	.600	63	0	0	0	39	88.1	56	17	14	7	16	67
J.Mecir	2.47	3	2	.600	51	0	0	0	3	65.2	51	19	18	5	27	61
M.Dejean	2.55	5	1	.833	56	0	0	0	0	84.2	70	25	24	6	42	51
C.Park	2.70	23	7	.767	36	36	5	3	0	257	191	87	77	21	108	218
R.Nen	2.76	9	5	.643	65	0	0	0	6	81.2	63	26	25	4	20	93
K.Appier	3.68	15	9	.625	32	32	7	2	0	227.1	208	98	93	24	57	176
J.Jimenez	4.73	1	0	1.000	11	0	0	0	0	13.1	27	8	7	2	4	6
H.Nomo	4.81	12	9	.571	33	33	2	0	0	209.2	193	126	112	32	99	229
D.Davis	4.95	13	11	.542	31	31	2	1	0	200	241	134	110	17	83	135
B.Stein	5.18	11	8	.579	30	22	3	1	0	140.2	133	89	81	15	87	119
D.Lowe	5.53	5	2	.714	36	7	0	0	6	94.1	118	64	58	11	31	84
W.Cunnane	6.75	0	0		1	0	0	0	0	1.1	2	1	1	0	0	0
S.Kim	9.00	0	0		1	0	0	0	0	1	1	1	1	0	0	1
Team Total	3.79	104	58	.642	162	162	19	7	54	1476	1357	697	621	144	576	1249




Jason Giambi

NAME	BAVG	GM	AB	R	H	2B	3B	HR	RBI	BB	SO	HB	SH	DP	SB	CS	E
R.Aurilia	.343	162	683	119	234	24	5	49	119	42	88	0	0	17	3	2	23
W.Gonzalez	.335	46	164	33	55	12	0	9	28	12	24	2	0	3	4	0	2
M.Encarnacion	.333	9	27	4	9	1	0	0	0	7	4	0	0	1	1	1	0
T.Clark	.320	74	256	32	82	14	4	11	35	30	68	0	0	7	0	0	3
A.Pujols	.311	156	602	100	187	52	2	34	95	69	102	10	0	9	1	4	22
C.Izturis	.280	32	25	6	7	1	0	0	0	1	2	0	0	0	2	1	0
D.Glanville	.265	152	676	80	179	22	3	14	52	20	111	4	6	11	41	11	3
C.Lee	.259	147	555	55	144	29	1	18	85	39	114	3	0	13	10	2	1
A.Nunez	.257	46	136	16	35	2	4	0	6	15	26	1	3	1	2	1	2
M.Ramirez	.255	149	565	93	144	33	1	35	100	64	172	10	1	6	0	0	6
J.Kendall	.249	133	542	64	135	15	2	6	52	30	62	14	0	14	15	12	10
T.Lee	.249	119	358	38	89	24	0	15	47	39	71	2	0	13	0	0	7
A.Ochoa	.243	143	510	55	124	26	6	3	30	49	83	3	0	7	19	7	1
C.Hermansen	.239	12	46	6	11	1	0	2	6	2	20	0	0	1	0	0	1
C.Paquette	.237	86	291	27	69	17	1	9	36	9	64	5	0	7	0	1	13
F.Tatis	.235	5	17	1	4	2	0	0	0	2	7	1	0	1	0	0	2
J.Ortiz	.232	44	168	28	39	6	2	11	32	14	19	2	0	10	0	0	7
D.Ward	.212	9	33	5	7	3	0	1	6	1	7	0	0	1	0	0	0
A.Escobar	.128	11	39	2	5	0	0	1	4	2	15	0	0	3	0	0	0
ALL PITCHERS	----	162	0	0	0	0	0	0	0	0	0	0	0	0	0	0	6
TEAM TOTALS	.274	5693	1559	31	733	1059	10	98	109	162	764	284	218	447	57	125	42

LOUISVILLE
RIVER
BANDITS

NAME	ERA	W	L	PCT	G	GS	CG	SH	SV	IP	H	R	ER	HR	BB	SO
J.Cabrera	2.75	6	2	.750	44	0	0	0	18	55.2	39	17	17	4	16	39
R.Ortiz	3.38	17	11	.607	33	33	10	1	0	239.2	230	103	90	20	78	199
B.Ryan	3.83	0	2	.000	44	0	0	0	1	49.1	45	23	21	5	19	45
J.Rocker	4.09	0	6	.000	42	0	0	0	4	61.2	39	28	28	7	43	51
D.Graves	4.22	5	5	.500	64	0	0	0	1	89.2	105	45	42	8	20	47
A.Burnett	4.80	8	14	.364	27	27	4	3	0	180.0	186	102	96	22	85	127
J.Santiago	5.40	0	1	.000	57	0	0	0	0	100.0	137	68	60	12	23	55
J.Johnson	5.43	9	16	.360	30	30	4	0	0	185.2	222	125	112	32	83	102
S.Ponson	7.32	3	13	.188	21	21	0	0	0	118.0	146	102	96	19	50	75
C.Carpenter	7.45	6	17	.261	30	30	2	0	0	170.1	232	151	141	37	81	117
J.Wallace	7.78	0	3	.000	43	0	0	0	1	56.2	70	52	49	10	49	58
D.Coggin	8.10	1	6	.143	13	11	1	0	0	66.2	94	63	60	13	37	38
N.Cornejo	8.31	1	4	.200	5	5	0	0	0	26.0	33	29	24	4	14	14
C.Pavano	13.26	0	6	.000	5	5	0	0	0	19.0	41	31	28	4	12	12
ALL NON-PITCHERS	----	0	0	----	0	0	0	0	0	0.0	0	0	0	0	0	0
Team																+0
TEAM TOTALS	5.48	106	162	21	25	1619	864	610	56	.346	162	4	1418.1	939	197	979



Rich Aurilia

JOXX V


NAME	BAVG	GM	AB	R	H	2B	3B	HR	RBI	BB	SO	HB	SH	DP	SB	CS	E
A.Rodriguez	.329	162	644	134	212	33	2	58	150	73	135	14	0	7	20	3	18
J.Cirillo	.314	148	582	99	183	30	6	17	59	36	72	5	1	3	5	0	4
M.Sweeney	.308	157	610	103	188	52	1	33	117	53	63	5	0	7	6	1	1
F.Vina	.295	161	648	101	191	29	5	7	67	38	63	29	6	1	15	4	6
Robinson	.290	95	200	47	58	6	0	1	20	15	21	2	0	1	15	6	1
Jordan	.286	156	609	83	174	31	6	28	97	31	94	10	2	8	3	3	7
D.Lee	.270	157	610	87	165	36	2	24	90	48	132	6	0	8	0	0	11
M.Cameron	.265	157	588	105	156	30	3	30	90	81	145	13	0	5	40	9	5
T.Perez	.262	85	248	24	65	13	1	4	21	7	22	2	0	0	1	3	2
B.Estalella	.242	15	33	4	8	2	0	1	4	3	5	0	0	0	0	2	0
J.Sandberg	.235	5	17	2	4	1	1	0	1	1	7	0	0	0	0	0	1
W.Magee	.234	99	201	25	47	8	0	7	33	15	31	4	0	3	1	0	1
J.Hammonds	.221	48	68	3	15	2	0	2	7	4	20	1	0	0	2	3	1
T.Lampkin	.218	75	170	15	37	3	0	5	18	19	34	8	1	0	0	0	3
H.Blanco	.209	117	268	24	56	15	4	2	29	14	50	2	0	5	0	0	1
S.Fasano	.207	38	82	10	17	2	1	0	6	5	29	4	0	0	0	0	3
F.Seguignol	.111	3	9	0	1	0	0	0	0	0	1	1	0	0	0	0	0
E.Wilson	.101	41	89	6	9	1	1	0	3	1	15	0	2	1	0	0	0
A.Pena	----	0	0	0	0	0	0	0	0	0	0	0	0	0	0	0	0
ALL PITCHERS	----	162	0	0	0	0	0	0	0	0	0	0	0	0	0	0	18

MAINE YAKS

TEAM TOTALS	.279	5676	1586	33	812	939	12	108	83
	162	872	294	219	444	106	49	34	

NAME	ERA	W	L	PCT	G	GS	CG	SH	SV	IP	H	R	ER	HR	BB	SO
M.Herges	3.55	6	7	.462	56	0	0	0	6	91.1	93	37	36	7	34	64
R.Dempster	4.06	14	11	.560	34	34	4	2	0	223.2	217	110	101	20	110	159
B.Koch	4.08	2	7	.222	67	0	0	0	29	64.0	66	33	29	7	28	43
T.Adams	4.12	10	7	.588	82	0	0	0	3	157.1	140	75	72	15	54	114
M.Clement	4.67	11	10	.524	28	28	2	2	0	181.0	177	103	94	14	103	125
R.Helling	4.77	5	13	.278	26	26	1	0	0	164.0	168	96	87	27	52	108
P.Wilson	4.81	8	7	.533	42	12	1	0	0	134.2	155	80	72	20	35	112
Wuckworth	5.08	4	4	.500	12	12	0	0	0	72.2	72	48	41	5	40	46
Chen	5.41	8	6	.571	26	24	0	0	0	148.0	145	96	89	34	72	109
A.Embree	5.87	0	1	.000	7	0	0	0	0	7.2	10	5	5	3	2	7
J.Tavarez	5.89	9	7	.563	26	26	3	0	0	159.0	189	112	104	23	80	85
J.Nunez	6.28	0	5	.000	36	0	0	0	0	38.2	46	28	27	5	14	49
T.Drew	----	0	0	----	0	0	0	0	0	0.0	0	0	0	0	0	0
ALL NON-PITCHERS	----	0	0	----	0	0	0	0	0	0.0	0	0	0	0	0	0
Team								2					+0			

TEAM TOTALS	4.72	85	162	11	38	1478	757	624
	77	.475	162	6	1442.0	823	180	1021




Alex Rodriguez

Primary Player Statistics For 2002 **Orlando Red Sox** Totals After 162 Games

NAME	BAVG	GM	AB	R	H	2B	3B	HR	RBI	BB	SO	HB	SH	DP	SB	CS	E
J.Abbott	.500	4	16	5	8	2	0	0	4	0	4	0	0	0	0	0	0
L.Merloni	.336	38	140	18	47	14	0	3	18	4	29	4	0	8	0	0	1
N.Garciaparra	.329	30	70	12	23	5	0	5	18	5	8	0	0	0	0	0	3
B.Boone	.326	160	653	97	213	49	3	31	115	29	137	10	0	16	4	0	10
K.Griffey Jr.	.318	115	377	64	120	26	4	33	96	33	90	9	2	6	0	0	0
B.Haselman	.298	31	84	14	25	9	0	3	14	7	17	1	0	1	0	0	1
C.Gomez	.297	76	293	28	87	25	1	1	23	12	37	1	0	7	2	0	11
B.Santiago	.297	137	485	40	144	27	4	12	56	15	80	3	0	26	0	0	7
J.Mabry	.286	51	154	15	44	10	0	6	24	9	43	1	0	5	0	0	3
D.Erstad	.283	160	667	117	189	33	4	10	61	72	104	4	0	10	49	7	2
S.Hillenbrand	.279	128	477	59	133	21	4	6	40	13	68	10	0	14	0	1	22
S.Javier	.276	98	301	40	83	16	0	4	25	54	65	4	0	6	5	2	4
C.Latham	.269	16	67	6	18	3	1	2	4	13	30	1	0	1	4	1	2
S.Finley	.267	145	528	67	141	26	7	12	64	54	71	0	0	11	11	1	1
D.Hamilton	.257	41	109	17	28	7	0	1	5	10	14	2	0	2	2	0	0
M.Mordecai	.251	81	267	33	67	17	0	5	31	21	54	1	0	9	0	0	11
C.Truby	.246	41	130	18	32	11	1	5	17	17	25	1	0	4	0	1	1
J.Zuleta	.243	33	107	18	26	8	0	8	25	12	38	5	1	6	0	0	0
E.Davis	.214	58	168	9	36	7	1	3	22	22	38	0	0	2	0	0	1
R.Branyan	.214	103	336	50	72	12	4	18	50	47	135	4	0	3	0	0	8
B.Wilkerson	.204	37	113	10	23	6	1	1	9	18	43	0	0	0	3	2	3
ALL PITCHERS	.226	162	62	9	14	4	0	2	8	5	18	1	0	1	0	0	10
TEAM TOTALS	.281	5604	1573	35	729	1148	3	80	101	162	746	338	171	472	62	138	15

NAME	ERA	W	L	PCT	G	GS	CG	SH	SV	IP	H	R	ER	HR	BB	SO
J.Shaw	2.64	3	7	.300	44	0	0	0	2	64.2	38	23	19	6	22	42
J.Fassero	2.83	7	4	.636	40	0	0	0	0	70.0	59	23	22	3	16	81
C.Duncan	3.38	3	0	1.000	27	0	0	0	0	40.0	38	17	15	4	15	44
K.Brown	3.42	9	4	.692	16	16	1	0	0	102.2	110	45	39	16	45	99
J.Smoltz	3.50	4	7	.364	55	0	0	0	27	61.2	71	27	24	5	16	76
M.Fetters	3.67	1	0	1.000	41	0	0	0	0	49.0	55	23	20	7	24	40
M.Myers	3.86	5	1	.833	27	0	0	0	0	30.1	31	15	13	0	19	28
M.Yoshii	4.01	5	5	.500	17	16	0	0	0	107.2	108	52	48	14	36	63
R.Hernandez	5.37	1	4	.200	48	0	0	0	0	70.1	90	46	42	10	29	33
K.Rueter	5.84	10	11	.476	32	32	5	0	0	202.0	231	138	131	26	84	97
J.Jennings	6.00	3	1	.750	6	6	0	0	0	36.0	49	26	24	5	17	23
A.Levrault	6.67	0	5	.000	41	8	0	0	1	139.0	183	109	103	34	52	71
C.Reitsma	7.57	6	20	.231	32	32	4	1	0	195.0	298	176	164	40	51	84
R.Ellis	9.20	0	2	.000	20	10	0	0	0	74.1	109	84	76	15	43	34
C.Smith	9.33	2	6	.250	10	10	1	0	0	54.0	89	60	56	14	20	33
G.Rusch	10.14	4	22	.154	32	32	1	0	0	176.2	302	213	199	47	60	150
ALL NON-PITCHERS	----	0	0	----	0	0	0	0	0	0.0	0	0	0	0	0	0
Team								1					-1			
TEAM TOTALS	6.07	99	162	12	30	1861	994	549	998	63	.389	162	2	1473.1	1077	246




Ken Griffey Jr.

Primary Player Statistics For 2002 Urpaigh Dragons Totals After 162 Games

NAME	BAVG	GM	AB	R	H	2B	3B	HR	RBI	BB	SO	HB	SH	DP	SB	CS	E
A.Rowand	.382	60	123	25	47	8	0	3	17	14	24	6	1	2	10	1	1
M.Little	.347	33	98	23	34	8	0	2	16	5	20	1	0	1	10	0	2
W.Guerrero	.338	45	148	16	50	8	1	0	26	5	19	0	10	8	6	3	0
C.Jones	.319	161	611	120	195	43	3	32	115	93	103	3	0	18	2	5	17
C.Biggio	.293	160	598	99	175	31	2	17	69	72	110	30	1	9	5	1	6
B.Hunter	.289	92	166	21	48	4	0	2	19	21	32	0	0	5	20	6	0
M.Cairo	.288	55	156	20	45	10	2	2	22	16	25	0	2	3	1	1	1
J.Tyner	.284	112	412	62	117	13	5	0	35	27	37	5	7	5	37	8	6
R.Ibanez	.281	85	295	40	83	10	8	11	60	29	53	0	0	11	0	0	2
M.Valdez	.277	23	47	10	13	1	0	4	11	14	14	1	0	0	0	0	1
J.Edmonds	.276	151	547	91	151	43	2	17	81	75	169	2	0	15	1	0	6
B.Surhoff	.276	127	450	57	124	30	3	9	54	32	59	0	0	7	3	2	2
S.Halter	.275	142	491	63	135	33	7	6	65	42	124	3	21	11	3	1	9
G.Gil	.268	21	56	5	15	2	0	0	8	8	8	2	0	4	0	0	0
J.Hernandez	.268	115	381	54	102	20	1	21	79	21	128	1	0	9	1	3	7
T.Prince	.264	36	110	16	29	4	3	4	18	10	16	1	0	2	4	0	0
R.Hernandez	.257	134	471	59	121	26	0	22	77	32	72	6	7	10	0	1	10
L.Lopez	.250	67	204	21	51	11	2	2	10	9	46	10	2	5	0	1	7
C.Crespo	.231	50	156	30	36	2	1	2	13	29	46	0	0	3	8	1	4
E.Karros	.217	32	92	12	20	2	0	4	11	11	22	0	0	2	1	0	1
B.Roberts	.212	14	33	7	7	2	0	0	1	4	7	0	0	1	1	0	0
ALL PITCHERS	----	162	0	0	0	0	0	0	0	0	0	0	0	0	0	0	11
TEAM TOTALS	.283	5645	1598	40	807	1134	51	113	93	162	851	311	160	569	71	131	34

NAME	ERA	W	L	PCT	G	GS	CG	SH	SV	IP	H	R	ER	HR	BB	SO
P.Martinez	1.47	14	1	.933	16	16	6	1	0	128.1	74	22	21	8	24	178
R.Rincon	1.95	4	1	.800	25	0	0	0	7	37.0	28	8	8	2	12	40
J.Mesa	3.44	3	4	.429	40	0	0	0	13	55.0	55	21	21	4	20	42
S.Kline	3.67	5	7	.417	48	0	0	0	14	73.2	75	33	30	7	18	43
J.Witasick	3.93	2	1	.667	46	0	0	0	4	68.2	87	41	30	11	32	81
M.Trombley	4.75	6	2	.750	34	0	0	0	7	60.2	68	33	32	8	24	62
D.Cone	4.77	10	8	.556	20	20	4	1	0	139.2	140	81	74	25	52	121
K.Jarvis	5.15	15	9	.625	33	33	0	0	0	209.2	235	124	120	35	49	129
C.Sabathia	5.22	8	14	.364	33	33	0	0	0	194.2	173	123	113	24	122	199
D.Williams	5.37	8	5	.615	19	16	2	0	0	112.1	117	70	67	17	49	46
M.Redman	5.40	2	5	.286	9	9	2	0	0	53.1	63	33	32	10	27	31
J.Lima	5.83	10	13	.435	29	29	0	0	0	173.0	232	124	112	40	35	85
R.Bauer	7.50	2	3	.400	6	6	0	0	0	30.0	44	27	25	11	13	16
D.Mlicki	7.64	0	0	----	38	0	0	0	0	101.1	126	89	86	23	56	47
ALL NON-PITCHERS	----	0	0	----	0	0	0	0	0	0.0	0	0	0	0	0	0
Team								5					+0			
TEAM TOTALS	4.83	73	162	14	45	1517	771	533	89	.549	162	7	1437.1	829	225	1120



Chipper Jones

Yorktown Admirals - 2002 Hitting

162 Games

Player	G	AB	H	2B	3B	HR	R	RBI	W	K	SB	CS	HBP	E	AVG	MAX	LFT
Drew, J.D.	151	407	140	29	7	26	87	82	53	75	3	1	6	8	0.344	413	6
Ledee, R.	6	6	2	1	0	0	1	3	0	1	0	0	0	0	0.333	266	260
Casey, S.	140	445	148	27	1	13	76	63	32	53	0	0	4	4	0.333	586	141
Casanova, R.	86	189	62	8	1	8	25	28	16	37	0	0	0	2	0.328	211	22
Coomer, R.	119	269	87	12	1	15	45	47	25	39	0	0	0	1	0.323	384	115
Gonzalez, L.	113	448	143	28	7	33	93	90	59	67	0	0	12	0	0.319	488	40
Gil, B.	92	219	69	16	5	8	33	31	16	35	1	1	0	19	0.315	286	67
Cordova, M.	139	445	138	16	4	22	71	95	21	94	0	0	9	2	0.310	450	5
Chavez, E.	160	600	177	49	1	45	108	131	30	101	1	1	10	13	0.295	607	7
Burrell, P.*	47	156	46	12	1	12	32	36	24	61	0	0	4	0	0.295	583	427
Pierre, J.	161	649	185	19	5	1	99	60	41	52	72	14	9	5	0.285	679	30
Miller, D.	145	409	115	26	0	16	50	66	23	97	0	0	1	4	0.281	418	9
Kennedy, A.	146	392	109	22	3	6	50	41	12	58	13	6	10	2	0.278	526	134
Gant, R.	67	168	44	6	8	5	38	13	27	48	2	0	0	0	0.262	277	109
Cabrera, J.	97	122	31	2	0	2	17	11	8	18	3	3	2	3	0.254	316	194
Rollins, J.	159	593	145	20	10	7	75	50	48	100	34	7	4	12	0.245	722	129
Dunn, A.	105	266	65	24	0	16	45	56	38	82	4	1	3	0	0.244	268	2
Cromer, D.T.	5	5	1	0	0	1	1	3	0	0	0	0	0	0	0.200	8	3
Taubensee, E.	7	12	1	0	0	0	0	0	0	2	0	0	0	0	0.083	128	116
Hyzdu, A.	5	8	0	0	0	0	0	0	1	1	0	0	0	0	0.000	79	71
Player	0	0	0	0	0	0	0	0	0	0	0	0	0	0	ERR	0	0
Player	0	0	0	0	0	0	0	0	0	0	0	0	0	0	ERR	0	0
Pitchers																	
TOTALS	162	5808	1708	317	54	236	946	906	474	1021	133	34	74	90	0.294		

*=Traded.

Catching Stats:

Opp Att:	112	Opp St:	82	Opp %:	0.732
----------	-----	---------	----	--------	-------

Salamis:

Casanova, Dunn	GP	W	L	PCT
Home	81	54	27	0.667
Away	81	47	34	0.580
Totals	162	101	61	0.623

Also:

	G	AB	H	2B	3B	HR	R	RBI	W	K	SB	CS	HBP	E	AVG
Gonzalez, L. (Poq.)	49	182	58	12	1	13	37	35	30	27	0	0	7	0	0.319
Cromer, D.T. (Conn)	43	55	16	5	0	3	7	11	6	15	0	0	0	0	0.291

YORKTOWN 2002 PITCHING

PLAYER	162 Gm.																
	G	GS	GC	W	L	S	IP	H	R	ER	W	K	ERA	HR	SH	MAX	LFT
Franco, J.	4	0	0	0	0	1	4.00	2	0	0	1	4	0.00	0	0	17	13.00
Holt, C.	1	0	0	0	0	0	1.00	1	0	0	0	1	0.00	0	0	166	165.00
Riggan, J.	23	0	0	2	2	1	51.00	38	16	15	22	50	2.65	1	0	53	2.00
Mulder, M.	33	33	13	18	7	0	251.67	232	95	83	61	168	2.97	24	3	252	0.33
Weathers, D.	63	0	0	6	4	23	95.00	68	33	33	46	71	3.13	11	0	95	0.00
Yan, E.	40	0	0	3	3	3	66.00	67	26	23	10	59	3.14	8	0	68	2.00
Carrara, G.	20	13	0	9	1	2	88.33	70	36	35	27	73	3.57	14	0	94	5.67
Cressend, J.	33	0	0	4	2	3	61.00	58	27	27	22	43	3.98	5	0	62	1.00
Miller, W.	33	33	6	16	7	0	233.00	215	115	107	88	188	4.13	33	0	233	0.00
Baez, D.*	15	0	0	2	1	10	18.67	17	9	9	10	16	4.34	1	0	55	36.33
Ritchie, T.	5	5	0	2	2	0	32.00	33	17	17	7	22	4.78	5	0	35	3.00
Borbon, P.	39	0	0	1	1	2	35.00	41	20	19	6	34	4.89	7	0	43	8.00
Bere, J.	32	32	5	18	9	0	191.00	200	117	105	84	170	4.95	24	1	207	16.00
Brower, J.	23	23	1	8	10	0	120.33	118	76	68	49	87	5.09	22	1	142	21.67
Franklin, R.	8	0	0	1	0	0	15.67	19	9	9	2	14	5.17	2	0	86	70.33
Williams, M.*	11	0	0	1	0	0	19.00	16	12	12	6	17	5.68	2	0	70	51.00
Michalak, C.	11	9	0	4	3	0	47.67	55	38	32	23	22	6.04	9	0	151	103.33
Leskanic, C.	40	0	0	2	3	2	49.33	66	39	35	20	42	6.39	10	0	76	26.67
Ohka, T.	14	14	1	4	6	0	73.00	107	57	57	13	41	7.03	15	0	118	45.00
Mercado, H.	12	0	0	0	0	0	12.33	22	23	13	9	8	9.49	8	0	58	45.67
Burba, D.	1	0	0	0	0	0	1.00	3	3	3	1	0	27.00	0	0	166	165.00
TEAM																	


TOTALS

*=Traded

162	162	26	101	61	47	1466.00	1448	768	702	507	1130	4.31	201	5
-----	-----	----	-----	----	----	---------	------	-----	-----	-----	------	------	-----	---

Also:

	G	GS	GC	W	L	S	IP	H	R	ER	W	K	ERA	HR	SH
Borbon, P. (Poq.)	21	0	0	0	0	0	15.00	15	6	6	6	12	3.60	3	0
Franco, J. (Conn)	64	0	0	2	1	0	40.67	36	12	9	18	36	1.99	1	0
Ritchie, T. (Conn)	31	31	1	7	11	0	192.67	219	117	112	55	103	5.23	23	0



Mark Mulder

NAME	BAVG	GM	AB	R	H	2B	3B	HR	RBI	BB	SO	HB	SH	DP	SB	CS	E
C. Pena	.333	6	6	1	2	0	1	0	2	2	1	0	0	0	0	0	0
J. Uribe	.297	92	300	34	89	12	15	7	40	8	52	1	0	7	1	0	6
M. Womack	.289	120	447	61	129	18	1	4	46	28	49	5	0	1	52	14	23
W. Myers	.276	61	185	25	51	6	1	12	33	20	37	0	0	2	0	0	1
J. Macias	.258	128	431	47	111	19	4	6	33	30	53	3	5	2	28	8	6
D. Deshields	.256	95	312	51	80	16	5	6	33	53	55	3	2	4	24	8	4
L. Rivas	.253	147	545	68	138	23	6	10	44	26	91	1	1	9	35	12	14
P. Konerko	.248	160	617	64	153	31	1	30	99	43	99	6	0	11	0	2	14
M. Johnson	.244	59	168	15	41	8	0	3	22	15	34	0	8	3	1	1	2
J. Bell	.237	133	447	61	106	22	1	8	37	77	65	1	1	2	0	0	19
D. Brown	.223	54	179	16	40	3	0	5	25	14	36	1	0	2	1	2	2
D. Dellucci	.217	73	189	18	41	9	2	6	30	13	40	3	0	0	1	1	2
B. Fullmer	.217	130	466	42	101	26	3	11	59	32	80	4	0	12	2	2	1
J. Gibbons	.191	66	183	20	35	10	0	8	21	14	37	2	0	6	0	0	1
T. Pratt	.191	74	152	22	29	5	0	3	11	36	57	2	3	3	2	0	8
G. Vaughn	.191	107	325	29	62	17	0	7	18	45	69	0	0	9	3	2	4
V. Castilla	.185	8	27	1	5	1	0	0	1	1	4	0	0	0	0	0	0
G. Matthews Jr.	.183	93	262	23	48	7	1	7	17	18	67	0	0	4	2	4	3
J. Encarnacion	.180	89	217	19	39	16	4	2	14	11	46	1	1	9	5	0	3
J. Offerman	.000	4	5	0	0	0	0	0	0	1	2	0	0	0	0	0	0
ALL PITCHERS	.200	162	25	4	5	0	0	1	5	0	9	0	1	2	0	0	4
TEAM TOTALS	.238	5488	1305	45	590	983	22	157	117	162	621	249	136	487	33	88	56

NAME	ERA	W	L	PCT	G	GS	CG	SH	SV	IP	H	R	ER	HR	BB	SO
G. Roberts	1.61	3	0	1.000	18	0	0	0	0	22.1	13	4	4	0	4	25
K. Rogers	2.91	1	1	.500	3	3	0	0	0	21.2	24	9	7	2	10	12
T. Jones	3.00	0	0	-----	3	0	0	0	0	3.0	2	2	1	0	1	3
G. Mota	3.26	3	2	.600	28	0	0	0	0	30.1	29	14	11	3	11	25
D. Veres	3.29	2	5	.286	40	0	0	0	1	52.0	45	21	19	9	21	45
L. Prokopec	3.80	4	7	.364	61	1	0	0	1	97.0	105	49	41	14	30	57
B. Penny	3.94	3	14	.176	19	19	7	3	0	128.0	136	64	56	11	40	79
J. Kennedy	4.26	11	3	.786	18	18	2	0	0	122.2	116	62	58	18	30	91
J. Colome	4.47	0	8	.000	48	0	0	0	31	48.1	36	32	24	12	20	19
W. Gomes	4.50	0	0	-----	1	0	0	0	0	4.0	5	4	2	0	4	5
D. Wells	4.63	2	7	.222	15	15	1	0	0	95.1	126	58	49	4	29	59
O. Daal	5.24	7	16	.304	30	30	1	0	0	197.1	214	129	115	30	63	99
R. Jensen	5.25	1	1	.500	4	1	0	0	0	12.0	13	7	7	2	7	6
K. Wilson	5.44	1	0	1.000	46	0	0	0	0	87.2	112	61	53	19	26	42
B. Jones	5.58	3	18	.143	28	28	5	0	0	198.1	249	136	123	26	45	96
L. Hernandez	5.65	3	8	.273	14	14	2	0	0	100.1	122	64	63	8	39	58
A. Almanza	5.79	0	0	-----	4	0	0	0	0	4.2	4	3	3	3	2	5
M. Hampton	5.88	7	21	.250	33	33	3	0	0	212.2	258	150	139	38	79	125
ALL NON-PITCHERS	-----	0	0	-----	0	0	0	0	0	0.0	0	0	0	0	0	0
Team																
TEAM TOTALS	4.85	111	162	.315	162	21	33	1437.2	1609	775	869	199	461	851		




Paul Konerko

FLORIDA

NAME	BAVE	CM	AB	R	SH	2B	3B	HR	RBI	BB	SO	OB	CS	SA	SB	CS%	SB%
B. Agbay	.345	85	220	44	76	15	2	7	39	27	52	3	1	1	1	1	1
S. Alomar	.336	160	630	24	213	48	13	23	76	89	21	6	17	11	3	7	5
M. Cobb	.333	98	285	25	55	24	1	2	35	20	35	5	2	4	0	0	10
R. Rojas	.333	5	3	0	1	0	0	0	0	0	1	0	0	0	0	0	0
R. Rivera	.324	20	37	7	12	1	0	1	3	2	5	0	0	0	0	0	0
M. Lopez	.309	159	411	69	167	28	3	30	118	94	169	12	4	9	12	4	2
J. Rodriguez	.294	148	470	91	158	14	4	29	90	28	66	8	17	8	2	6	6
R. Garcia	.271	45	118	25	32	11	0	2	13	24	28	2	0	1	2	5	5
S. Sanchez	.267	149	443	56	130	10	2	0	49	13	39	3	3	8	8	1	8
B. Terry	.266	102	303	31	91	26	2	7	47	29	58	8	0	11	0	0	9
T. Pella	.254	104	291	35	74	17	1	8	41	30	46	3	0	0	3	1	3
J. Lopez	.252	152	619	32	156	41	3	41	110	50	135	0	0	12	22	6	3
R. Pena	.250	4	4	1	1	0	0	0	0	0	0	0	0	0	0	0	0
S. Miranda	.242	65	182	34	44	5	2	15	39	14	50	3	0	4	0	0	1
J. Snow	.233	130	369	38	72	9	1	10	42	37	93	7	1	0	0	0	1
L. Lopez	.231	153	520	56	120	23	3	14	73	27	131	10	0	13	16	7	3
R. Langford	.220	129	405	57	93	31	6	9	56	50	148	6	0	5	8	1	1
J. Bookout	.217	79	120	29	26	3	0	2	14	14	25	1	3	4	4	0	2
P. Bergeron	.200	6	5	1	1	0	0	0	0	0	1	0	0	0	0	0	0
S. Rosa	.198	23	91	16	18	5	0	4	14	11	25	1	0	2	0	0	0
R. Gonzalez	.187	17	56	0	2	0	0	0	0	1	4	0	0	0	1	0	1
J. Lopez	.187	2	1	0	0	0	0	0	0	0	0	0	0	0	0	0	0
J. Gonzalez	.180	162	2	0	0	0	0	0	0	0	0	0	0	0	0	0	0
TEAM TOTALS	.274	5622	1542	49	850	133	2	116	67	162	134	312	204	575	78	32	32

NAME	ERA	W	L	CG	SH	SV	IP	H	R	ER	HR	BB	SO
L. Walker	0.39	0	0	0	0	0	2.2	1	0	0	0	0	0
E. Urbina	1.61	2	0	0	0	0	9	17	4	0	6	11	68
T. Johnson	2.59	0	0	0	0	0	8	13	43	20	10	8	16
T. Glavin	2.92	23	7	0	0	0	37.2	215	15	77	21	75	104
M. Colby	2.96	0	0	0	0	1	27.1	24	9	9	5	9	23
J. Barrett	3.02	19	10	0	0	0	31.0	210	29	11	12	61	18
G. Maddux	3.30	23	9	0	0	0	34.0	244	0	23	35	47	169
R. Arroyo	3.83	6	1	0	0	0	18	36.1	35	21	41	9	24
T. Valdes	3.96	13	8	0	0	0	17.2	171	23	23	49	112	44
R. Garcia	4.00	0	0	0	0	2	36.0	37	10	10	5	19	42
L. Saranti	4.33	9	3	0	0	0	15.1	116	0	20	20	66	58
J. Morero	4.60	0	1	0	0	0	31.1	24	0	16	3	20	19
A. Alfonso	4.86	0	1	0	0	0	10.2	16	10	9	1	1	6
J. Thomson	5.87	3	1	0	0	0	23.0	28	16	15	6	5	24
R. Biddle	12.27	0	2	0	0	0	0.0	17	5	15	3	8	4
ALL NON-PITCHERS	-	0	0	0	0	0	0.0	0	0	0	0	0	0
TEAM TOTALS	3.47	53	22	0	23	45	331	177	119	166	101	1012	1012



Larry Walker