


Primary Player Statistics For 2001 Arizona Antelopes Totals After 162 Games

NAME	BAVG	GM	AB	R	H	2B	3B	HR	RBI	BB	SO	HB	SH	DP	SB	CS	E
K. Barker	.429	9	28	6	12	4	0	1	2	7	2	0	0	1	0	0	1
L. Gonzalez	.327	154	575	101	188	33	3	32	110	75	79	15	0	9	0	2	1
R. Thompson	.321	8	28	5	9	6	0	0	3	3	6	1	0	1	0	0	0
I. Alcantara	.275	10	40	6	11	1	0	3	7	2	6	0	0	0	0	0	0
J. Conine	.274	64	168	27	46	9	0	6	18	11	27	0	0	6	1	0	3
R. Winn	.262	73	183	25	48	9	0	1	22	22	19	3	0	1	9	3	0
M. Grudzielanek	.259	152	587	70	152	26	8	5	61	34	80	12	0	10	6	1	3
D. Bautista	.259	121	448	48	116	28	11	12	68	18	56	4	1	11	4	1	5
T. Womack	.248	147	572	67	142	16	5	3	38	32	60	6	1	6	47	6	18
M. Difelice	.238	25	80	3	19	2	0	1	4	7	15	0	1	1	0	0	1
A. Ojeda	.233	9	30	4	7	1	1	2	4	2	5	0	2	0	0	0	0
R. Becker	.226	125	350	43	79	13	4	11	29	74	126	2	0	4	2	1	10
M. Walbeck	.224	50	125	15	28	2	1	5	19	7	20	0	0	2	0	0	2
M. Williams	.222	119	406	44	90	18	3	14	53	14	65	1	0	17	1	1	5
M. McLemore	.221	148	529	56	117	20	1	3	45	76	90	0	24	14	31	10	10
R. Coomer	.220	144	523	50	115	21	0	18	54	38	58	5	1	16	1	0	10
K. Stinnett	.214	98	309	31	66	7	0	9	30	23	72	4	0	8	0	0	4
J. Conti	.208	34	24	0	5	0	1	0	3	2	7	0	0	0	0	1	0
C. Sexton	.200	10	25	4	5	0	0	0	2	3	3	0	1	0	2	1	2
R. Johnson	.154	55	156	14	24	3	0	2	12	27	31	0	1	4	3	1	4
ALL PITCHERS	.167	162	12	1	2	1	0	0	1	0	2	0	0	0	0	0	3
TEAM TOTALS	.246	5198	1281	38	585	829	32	107	82	28	111	53	107	82	28	111	28
		162	620	220	128	477	53	111	28	111	53	111	28	111	28	111	28

NAME	ERA	W	L	PCT	G	GS	CG	SH	SV	IP	H	R	ER	HR	BB	SO
J. Jimenez	2.11	1	2	.333	44	0	0	0	18	42.2	36	14	10	3	30	21
F. Rodriguez	2.99	6	9	.400	64	0	0	0	1	93.1	74	41	31	9	45	107
K. Walker	3.56	6	4	.600	52	0	0	0	0	83.1	66	33	33	9	40	68
C. McElroy	3.93	1	1	.500	29	0	0	0	1	50.1	41	22	22	2	24	42
W. Blair	4.32	9	14	.391	27	27	3	0	0	164.2	175	91	79	26	55	79
S. Elarton	4.44	9	14	.391	31	31	4	0	0	196.2	177	106	97	30	99	135
V. Padilla	4.50	0	2	.000	45	0	0	0	2	50.0	62	31	25	4	27	42
M. Gardner	4.53	7	10	.412	35	22	1	0	0	151.0	167	80	76	18	49	79
H. Morgan	5.11	1	1	.500	41	0	0	0	1	100.1	121	63	57	10	41	48
K. Wood	5.85	4	13	.235	26	22	2	0	0	123.0	129	86	80	29	82	116
P. Astacio	6.04	7	17	.292	32	32	2	1	0	190.2	231	136	128	33	83	172
B. Penny	6.34	2	14	.125	20	20	0	0	0	103.2	133	76	73	22	59	56
R. Loiselle	8.31	0	0	-----	6	0	0	0	0	8.2	10	8	8	1	3	4
R. Martinez	-----	0	0	-----	0	0	0	0	0	0.0	0	0	0	0	0	0
ALL NON-GRATS	---	5	3	.625	8	8	0	0	0	0.0	0	0	0	0	0	0
Team																
TEAM TOTALS	4.76	104	162	12	23	1422	719	637	969	1358.1	787	196	637	969	1358.1	787
		58	.358	162	1	1358.1	787	196	969	1358.1	787	196	637	969	1358.1	787




Kerry Wood

ARSENAL GUNNERS 2001

Player	GP	AB	R	H	RBI	2B	3B	HR	W	SO	HP	SB	CS	AVG	OBP	E
Payton	123	404	54	132	55	22	0	15	23	49	2	0	3	.327	.366	4
Young	157	633	107	175	54	40	3	2	67	76	8	38	10	.276	.353	9
Bonds	142	519	123	167	161	40	3	55	116	70	1	5	2	.322	.447	5
Mo Vaughn	133	413	73	125	78	15	2	31	43	101	10	2	0	.303	.382	7
Lopez	99	329	50	85	50	14	1	20	22	58	3	0	0	.258	.311	1
Anderson	149	531	97	123	63	28	2	19	90	106	9	9	3	.232	.352	1
Gwynn	46	105	15	35	16	7	0	2	6	8	0	0	0	.333	.369	0
Cruz	152	539	74	140	60	31	3	10	36	68	6	0	1	.260	.313	11
Galarraga	105	415	61	109	71	29	2	16	14	101	18	0	0	.263	.315	8
Vitiello	20	35	2	6	3	1	1	0	4	10	0	0	0	.171	.256	1
Carbrera	12	17	1	2	2	1	0	0	1	5	0	0	0	.118	.167	1
Diaz	60	143	11	36	13	6	0	3	2	15	4	2	0	.252	.282	0
Stairs	69	164	20	39	23	10	0	3	16	37	0	0	0	.238	.306	0
Polanco	119	352	29	101	42	24	3	3	20	35	2	4	3	.287	.329	4
Eusebio	74	189	31	56	28	24	1	6	16	39	4	0	0	.296	.364	1
A. Brown	116	335	43	97	45	19	3	5	24	28	0	5	2	.290	.337	4
Guillen	4	7	2	2	1	0	0	1	0	1	0	0	0	.286	.286	1
Amaral	7	13	4	2	0	0	0	0	7	5	0	3	0	.154	.450	1
Coffie	2	5	0	1	0	0	0	0	0	0	0	0	0	.200	.200	1
E. Perez	6	21	1	3	0	0	0	0	1	3	1	0	0	.143	.217	0
Frye	107	296	34	79	34	14	0	1	38	56	2	1	0	.267	.354	13
Pitchers	162	0	0	0	0	0	0	0	0	0	0	0	0	#####	#####	0
TOTALS	162	5465	832	1515	799	325	24	192	546	871	70	69	24	.277	.350	73

Player	GP	GS	CG	S	IP	R	ER	H	HR	BB	SO	W	L	ERA	SHO	Tot
F. Garcia	22	22	1	0	126	84	80	127	18	72	86	9	5	5.71	1	136
Stephenson	32	32	6	0	217	120	113	222	31	64	110	14	9	4.69	0	220
Neagle	32	32	5	0	195	125	118	209	25	98	98	9	17	5.45	1	229
Clemens	33	33	10	0	224	97	87	200	34	88	219	18	7	3.50	3	224
Nathan	46	2	0	1	92	68	67	96	20	64	59	4	5	6.55	0	102
Mercedes	53	18	1	3	158	99	92	160	22	84	73	7	11	5.24	1	160
Reynoso	23	23	2	0	125.67	83	78	164	22	45	69	5	11	5.59	0	188
TJMathews	6	0	0	1	7.67	3	3	10	0	1	7	0	0	3.52	0	64
Manzanillo	40	0	0	5	50	27	27	41	6	27	35	4	1	4.86	0	65
Sauerbeck	60	0	0	2	56	19	19	44	5	38	57	3	1	3.05	0	83
Jones	58	0	0	3	80.67	38	36	82	8	22	54	7	2	4.02	0	80
Whiteside	24	0	0	1	33	11	11	22	6	13	21	2	0	3.00	0	33
F. Lira	3	0	0	0	3	3	2	5	0	0	3	0	0	6.00	0	33
Mike James	46	0	0	16	55	41	41	57	13	43	42	2	8	6.71	0	56
Magnante	6	0	0	0	10.33	7	7	12	1	2	7	1	0	6.10	0	75
TOTALS	162	25	32		1433.34	825	781	1451	211	661	940	85	77	4.90	6	1748

Relief Pts. 42



Freddy Garcia

Actual FBN	st	Avg	OB	Slug	GM	AB	R	.	2B	3B	HR	RBI	BB	SO	HB	SH	DP	SB	E	
233	256	98	M Benjamin	0.345	0.380	0.492	110	252	35	87	26	1	3	40	13	38	1	10	5	2
583	641	96	M Bordick	0.269	0.331	0.420	161	616	88	166	32	2	19	96	53	101	4	0	18	13
78	86	8	E Clemente	0.286	0.286	0.286	10	7	0	2	0	0	0	0	0	2	0	0	0	0
152	167	100	C Counsell	0.413	0.500	0.635	64	167	28	69	16	3	5	23	27	13	2	1	1	7
318	350	21	S Cox	0.284	0.346	0.392	24	74	11	21	5	0	1	10	6	15	2	0	2	1
29	32	100	J Cruz	0.469	0.528	0.656	13	32	6	15	6	0	0	3	2	5	2	0	0	0
288	317	16	C Guillen	0.240	0.296	0.380	17	50	5	12	1	0	2	8	4	11	0	2	2	2
180	198	100	J Hairston	0.268	0.353	0.414	86	198	42	53	6	1	7	26	20	32	6	3	7	8
299	329	100	T Hundley	0.299	0.387	0.604	102	328	68	98	22	0	26	79	44	74	3	0	12	13
543	597	78	K Lofton	0.249	0.354	0.376	137	465	79	116	12	4	13	68	71	72	4	9	9	2
102	112	1	E Marrero	0.000	0.000	0.000	4	1	1	0	0	0	0	0	0	0	0	1	0	0
457	503	99	D Martinez	0.284	0.351	0.384	152	500	63	142	29	6	3	59	50	71	2	2	18	4
270	297	72	D McCarty	0.237	0.284	0.433	86	215	29	51	15	0	9	41	14	57	0	7	0	7
538	592	100	P Nevin	0.296	0.341	0.488	150	592	91	175	28	1	28	93	37	140	4	0	13	22
123	135	100	K Osik	0.296	0.391	0.481	81	135	24	40	10	0	5	20	14	8	7	0	0	0
71	78	61	J Paul	0.229	0.302	0.438	22	48	4	11	6	2	0	10	4	18	1	0	0	0
501	551	100	G Sheffield	0.314	0.418	0.566	148	551	111	173	30	2	35	105	89	83	9	0	16	3
557	613	80	J Thome	0.230	0.374	0.448	148	491	94	113	21	1	28	91	108	159	5	0	7	8
357	393	100	R White	0.305	0.378	0.433	124	393	69	120	26	0	8	52	43	93	3	0	6	0
605	666	55	P Wilson	0.279	0.349	0.490	107	365	66	102	21	1	18	53	34	111	5	1	7	1
234	257	73	G Zaun	0.243	0.367	0.344	81	189	25	46	7	0	4	16	32	31	5	0	6	1
				0.286	0.366	0.466	1746	5480	914	1566	312	24	210	877	633	1103	59	28	130	59




Orlando Hernandez

Actual FBN	Pct	PCT	ERA	W	L	G	GS	CG	SH	SV	IP	H	R	ER	HR	BB	SO	Outs
52	57	19	A Fernandez	0.000	11.45	3	3	0	0	0	11.0	18	14	14	3	9	7	33
69	76	98	A Fultz	1.000	5.327	48	0	0	0	4	74.3	77	45	44	19	28	66	223
33	36	98	J Hamilton	0.571	7.318	8	8	0	0	0	35.7	48	33	29	9	24	14	107
196	216	100	O Hernandez	0.808	3.500	33	33	3	0	0	216.0	199	99	84	31	63	155	648
238	262	101	M Mussina	0.583	4.665	38	38	10	0	0	264.3	290	144	137	39	71	251	793
50	55	86	T Percival	0.667	4.183	37	0	0	0	7	47.3	39	28	22	8	30	43	142
50	55	58	L Pote	#####	4.263	17	0	0	0	4	31.7	38	15	15	5	9	24	95
173	190	83	B Rekar	0.400	6.778	28	28	4	0	0	158.0	224	130	119	20	55	81	474
117	129	100	B Rose	0.750	3.907	20	20	2	0	0	129.0	139	63	56	20	39	69	387
210	231	97	C Schilling	0.750	3.926	32	32	8	0	0	224.7	206	105	98	34	72	158	674
68	75	94	M Stanton	0.300	2.957	52	0	0	0	14	70.0	67	25	23	3	33	61	210
100	110	97	R White	0.643	2.363	67	0	0	0	17	106.7	65	30	28	11	37	59	320
70	77	100	J Zimmerman	0.500	7.216	33	0	0	0	3	77.3	107	66	62	21	29	72	232
				0.630	4.550	416	162	27	5	49	1446	1517	797	731	223	499	1060	4338

Primary Player Statistics For 2001 California Dreamers Totals After 162 Games

NAME	BAVG	GM	AB	R	H	2B	3B	HR	RBI	BB	SO	HB	SH	DP	SB	CS	E
S.Sosa	.326	161	625	129	204	48	3	65	155	90	170	3	0	14	0	0	9
C.Wilson	.320	83	50	3	16	1	0	0	5	2	7	1	5	0	0	0	1
D.Magadan	.307	76	101	18	31	4	0	2	15	28	20	0	0	5	0	0	5
I. Ica	.294	42	160	20	47	7	2	1	16	17	20	0	1	4	0	1	7
R.Palmeiro	.286	49	196	33	56	12	1	12	41	19	24	0	0	8	0	0	0
J.Bell	.279	139	527	93	147	33	8	22	73	61	74	3	1	16	1	1	7
H.Bush	.275	44	109	17	30	2	0	0	1	11	28	1	0	1	2	1	0
P.Konerko	.269	146	581	78	156	36	1	19	87	53	76	5	0	22	1	0	22
J.Encarnacion	.261	156	589	60	154	34	9	8	66	37	100	14	0	16	5	3	5
H.Frias	.254	49	114	16	29	11	0	3	8	19	24	0	2	1	3	1	14
A.Galarraga	.250	47	172	19	43	8	2	10	26	13	49	5	0	1	0	0	0
C.Kreuter	.249	64	173	26	43	8	1	7	25	39	38	0	0	3	0	2	7
T.Lampkin	.245	19	53	9	13	2	3	4	10	3	7	0	0	2	0	0	2
D.Klassen	.243	21	70	6	17	5	0	0	3	3	21	1	0	2	0	0	2
G.Vaughn	.234	136	466	70	109	21	0	35	80	89	150	2	0	8	2	1	3
J.Macias	.233	60	129	25	30	5	5	5	15	20	14	0	1	5	1	0	4
J.Offerman	.231	112	464	65	107	15	4	11	39	62	67	0	0	11	0	0	9
M.Johnson	.225	34	102	10	23	5	0	2	6	19	17	0	1	0	0	0	0
J.Oliver	.223	60	188	20	42	20	0	7	16	20	41	0	2	3	0	0	5
L.Rivas	.222	5	18	3	4	1	0	0	3	0	5	0	0	0	0	0	2
A.Ramirez	.207	63	227	24	47	10	0	15	31	11	59	0	0	8	2	0	0
R.Ordonez	.184	81	114	8	21	6	0	0	6	12	14	0	27	0	0	0	8
T.Jones	.146	58	171	16	25	7	2	0	11	10	41	0	1	4	4	2	1
V.Castilla	.137	20	73	5	10	1	0	1	5	5	15	0	0	4	0	0	5
A.Castillo	.136	19	44	1	6	0	0	0	1	7	10	0	0	0	0	0	0
S.Perez	.000	2	3	0	0	0	0	0	0	1	0	0	0	0	0	0	0
D.Dellucci	.000	2	8	0	0	0	0	0	0	0	3	0	0	1	0	0	0
ALL PITCHERS	----	162	0	0	0	0	0	0	0	0	0	0	0	0	0	0	8
TEAM TOTALS	.255		5527		1410		41		744		1094		41		21		126
		162		774		302		229		651		35		139		12	

NAME	ERA	W	L	PCT	G	GS	CG	SH	SV	IP	H	R	ER	HR	BB	SO
C.Leskanic	2.11	1	2	.333	49	0	0	0	15	59.2	40	19	14	2	32	56
O.Daal	5.36	2	4	.333	42	10	1	0	1	139.1	185	92	83	27	42	68
B.Jones	5.43	7	13	.350	26	26	1	0	0	162.1	186	107	98	20	47	85
D.Wells	5.50	10	20	.333	36	36	4	0	0	247.0	342	179	151	35	66	167
K.Rogers	5.52	12	15	.444	34	34	9	0	0	244.2	287	160	150	30	95	131
B.Radke	5.54	11	18	.379	36	36	6	0	0	245.1	307	162	151	28	83	143
D.Plesac	5.87	0	9	.000	44	0	0	0	2	38.1	43	31	25	5	28	40
D.Gooden	6.24	1	3	.250	29	3	0	0	0	75.0	76	52	52	14	33	36
R.Nen	6.32	1	3	.250	16	0	0	0	12	15.2	17	11	11	3	10	15
T.Stottlemyre	6.64	5	10	.333	17	17	0	0	0	99.0	128	82	73	25	40	71
H.Slocumb	7.33	5	8	.385	51	0	0	0	2	66.1	80	58	54	16	33	40
P.Borbon	9.00	0	0	----	3	0	0	0	0	6.0	8	7	6	2	6	5
J.Johnstone	10.38	1	1	.500	19	0	0	0	0	30.1	52	36	35	18	6	25
R.Beck	----	0	0	----	0	0	0	0	0	0.0	0	0	0	0	0	0
ALL NON-PITCHERS	----	0	0	----	0	0	0	0	0	0.0	0	0	0	0	0	0
Team								1					+0			
TEAM TOTALS	5.69		106		162		21		32		1751		903		521	
		56		.346		162		1		1429.0		996		225		882



Brad Radke

Primary Player Statistics For 2001 Central Illinois Anarchists Totals After 162 Games

NAME	BAVG	GM	AB	R	H	2B	3B	HR	RBI	BB	SO	HB	SH	DP	SB	CS	E
W.Guerrero	.333	63	204	25	68	9	2	1	14	6	21	0	5	2	2	1	2
J.Fabregas	.325	31	114	10	37	5	0	3	18	6	11	0	0	1	0	0	3
J.Edmonds	.311	152	521	104	162	34	3	40	121	110	160	6	0	3	9	2	3
C.Jones	.293	158	597	94	175	35	1	30	105	89	56	5	0	23	13	2	22
S.Halter	.284	40	109	12	31	3	2	1	9	6	21	0	4	1	3	2	1
B.Hunter	.274	67	237	28	65	7	1	2	13	25	28	0	1	1	15	9	3
C.Biggio	.272	119	390	63	106	7	6	7	42	58	68	11	2	8	13	2	8
M.Cairo	.269	81	320	48	86	17	9	0	20	38	32	1	3	3	35	4	2
B.Surhoff	.260	150	531	52	138	31	1	12	61	24	57	8	0	11	4	0	0
R.Hernandez	.259	109	375	43	97	17	1	13	51	28	56	3	16	10	0	0	9
L.Polonia	.255	76	274	37	70	10	5	5	32	28	34	2	0	7	16	3	0
D.Buford	.239	103	259	28	62	11	3	5	29	40	50	3	6	6	2	5	2
K.Sefcik	.236	24	89	7	21	7	0	0	2	4	10	0	0	0	1	2	0
E.Karros	.236	160	598	88	141	29	0	32	98	52	114	9	0	19	4	2	11
J.Hernandez	.226	118	455	43	103	16	1	8	33	34	128	2	0	12	2	1	12
P.Meares	.202	68	238	18	48	11	1	2	24	15	42	3	7	5	0	0	9
D.Sadler	.186	23	43	7	8	1	0	1	2	1	14	0	0	0	2	0	3
T.Prince	.186	67	113	12	21	5	0	3	17	16	27	0	7	5	0	1	0
R.Ibanez	.116	39	112	7	13	4	0	1	4	5	23	3	0	0	2	0	4
T.Dunwoody	----	0	0	0	0	0	0	0	0	0	0	0	0	0	0	0	0
S.Pose	----	0	0	0	0	0	0	0	0	0	0	0	0	0	0	0	0
ALL PITCHERS	----	162	0	0	0	0	0	0	0	0	0	0	0	0	0	0	5



Craig Biggio

TEAM TOTALS	.260	5579	1452	36	695	952	51	123	99
	162	726	259	166	585	56	117	36	

NAME	ERA	W	L	PCT	G	GS	CG	SH	SV	IP	H	R	ER	HR	BB	SO
P.Martinez	2.65	16	8	.667	32	32	7	0	0	238.0	158	71	70	33	56	335
J.Nelson	3.83	3	1	.750	43	0	0	0	6	54.0	42	23	23	4	38	52
M.Trombley	4.15	0	5	.000	48	0	0	0	4	65.0	57	31	30	8	26	49
R.Aguilera	4.24	2	1	.667	31	0	0	0	8	34.0	34	21	16	9	10	23
C.Park	4.75	14	11	.560	36	36	5	1	0	244.1	225	133	129	30	145	213
S.Kline	5.79	3	8	.273	50	0	0	0	5	84.0	115	55	54	11	27	64
V.Delos Santos	5.83	2	4	.333	32	0	0	0	5	66.1	66	43	43	18	26	62
M.Redman	6.17	8	15	.348	27	27	0	0	0	151.2	195	108	104	25	45	141
J.Witasick	6.73	3	13	.188	30	17	0	0	0	121.2	146	95	91	18	66	102
D.Cone	7.36	3	9	.250	14	14	5	0	0	102.2	153	93	84	16	60	75
D.Mlicki	7.55	4	16	.200	26	26	1	0	0	118.0	180	108	99	27	39	51
J.Mesa	8.35	0	1	.000	29	0	0	0	0	60.1	83	58	56	12	44	39
K.Jarvis	10.38	1	11	.083	27	10	1	0	0	98.0	169	121	113	29	36	42
Team				6					+0							

TEAM TOTALS	5.71	103	162	19	28	1623	912	618
	59	.364	162	7	1438.0	960	240	1248

[1]Primary Player Statistics For 2001 Florida Sun Totals After 144

Games

[1]NAME	BAVG	GM	AB	R	H	2B	3B	HR	RBI	BB	SO	HB
P.Bergeron[4] SH DP SB CS E 0 0 0 0 0	.500	7	8	1	4	1	0	0	0	0	3	0
K.Abbott[4] 0 1 0 0 0	.429	7	7	2	3	0	0	1	2	0	1	0
I.Rodriguez[4] 0 14 4 3 1	.380	136	395	70	150	31	5	26	80	17	46	2
A.Pierzynski[4] 0 1 0 0 1	.345	46	87	17	30	1	1	2	11	4	20	4
M.Alou[4] 0 18 1 0 3	.331	134	484	81	160	27	1	30	107	40	44	2
J.Vidro[4] 0 4 0 0 1	.326	101	340	44	111	31	1	13	53	21	41	0
B.Larkin[4] 7 10 8 0 12	.315	128	428	81	135	20	6	9	53	41	37	0
J.Snow[4] 0 11 0 1 1	.307	144	440	90	135	25	1	24	62	45	106	7
H.Perry[4] 0 22 2 0 9	.300	140	450	61	135	32	1	9	48	25	87	8
T.Zeile[4] 0 0 0 0 1	.286	50	119	24	34	3	2	7	21	22	14	0
R.Alomar[4] 10 12 19 6 5	.285	150	561	95	160	32	1	18	80	55	87	8
D.Justice[4] 1 16 0 0 7	.282	150	560	94	158	34	0	47	108	55	100	0
J.Cruz[4] 0 5 2 0 1	.272	102	276	41	75	18	1	16	42	30	47	1
B.Agbayani[4]	.266	84	248	35	66	9	3	8	32	25	46	5



Florida Sun final stats.PRT

0 5													
3 1 0													
M.Lamb[4]	.250	12	32	2	8	2	0	1	2	1	5	2	
0 2													
0 0 1													
R.Lankford[4]	.246	132	419	68	103	19	1	21	76	62	154	3	
0 2													
0 2 5													
L.Walker[4]	.243	123	341	51	83	19	4	5	50	42	64	9	
1 10													
2 1 0													
K.Elster[4]	.242	86	215	38	52	9	0	12	36	37	35	0	
0 2													
0 0 17													
R.Sanchez[4]	.240	53	125	16	30	3	1	0	9	6	14	2	
4 4													
0 0 0													
K.Millar[4]	.205	32	83	16	17	2	0	5	13	13	17	3	
0 4													
0 0 4													
R.Rivera[4]	.205	15	44	6	9	0	1	5	6	2	3	0	
0 0													
0 0 1													
D.Mirabelli[4]	.148	36	108	12	16	3	2	1	9	14	26	1	
1 2													
0 0 2													
A.Nunez[4]	----	0	0	0	0	0	0	0	0	0	0	0	
0 0													
0 0 0													
ALL PITCHERS[4]	.000	144	1	3	0	0	0	0	0	0	0	0	
1 0													
0 0 3													

--													

TEAM TOTALS	.290	5771	1674	32	900	997	25						
41 75													
		144	948	321	260	557	57	1					
45													
14													

[1]NAME	ERA	W	L	PCT	G	GS	CG	SH	SV	IP	H
R ER											
HR BB SO											
U.Urbina[4]	1.42	2	1	.667	9	0	0	0	3	12.2	3
2 2											

Florida Sun final stats.PRT


1 4 19													
R.Garces[4]	2.63	6	6	.500	53	0	0	0	20	78.2	65	2	
4 23													
6 20 75													
A.Alfonseca[4]	2.88	1	3	.250	49	0	0	0	4	72.0	72	2	
8 23													
9 27 43													
T.Glavine[4]	2.93	13	6	.684	21	21	6	1	0	147.1	128	5	
5 48													
19 56 87													
G.Maddux[4]	2.94	22	10	.688	38	38	8	3	0	266.0	251	11	
1 87													
23 65 196													
M.Guthrie[4]	3.47	1	1	.500	32	0	0	0	0	59.2	56	2	
3 23													
10 38 53													
F.Heredia[4]	4.90	2	1	.667	43	0	0	0	3	64.1	55	3	
6 35													
8 44 42													
C.Pavano[4]	5.02	7	4	.636	13	13	2	0	0	75.1	77	4	
2 42													
6 33 49													
J.Burkett[4]	5.59	6	1	.857	32	3	0	0	1	95.0	131	6	
6 59													
8 34 76													
R.Arrojo[4]	5.68	13	7	.650	28	28	3	0	0	171.0	204	11	
2 108													
26 76 121													
I.Valdes[4]	5.78	3	6	.333	13	13	3	0	0	71.2	84	4	
7 46													
17 33 45													
D.Dreifort[4]	5.96	14	14	.500	32	32	6	0	0	201.0	201	14	
0 133													
42 107 157													
J.Wetteland[4]	6.00	3	2	.600	58	0	0	0	2	60.0	71	4	
6 40													
14 25 59													
R.Cornelius[4]	7.95	2	6	.250	13	13	1	0	0	65.2	106	5	
9 58													
17 34 35													
J.Garland[4]	11.25	0	0	----	3	0	0	0	0	4.0	10		
5 5													
2 2 2													
M.Thurman[4]	----	0	0	----	0	0	0	0	0	0.0	0		
0 0													
0 0 0													
ALL NON-PITCHERS[4]	----	0	0	----	0	0	0	0	0	0.0	0		
0 0													

Florida Sun final stats.PRT

0	0	0						
Team								2
-2								

-- --								

TEAM TOTALS	4.55	68	144	29	33	1514		7
30								
598								
		95	.583	144	6	1444.1		796
208								
1059								



Mike Sirotkka

HOTLANTA POSSUMS

**GAMES PLAYED
GAMES TO GO**

162
0

HITTERS	G	AB	R	H	RBI	D	T	HR	BB	HBP	K	SB	CS	E	BA	OBA	SLG
O. Timmons	59	46	11	19	19	6	0	6	2	0	3	0	0	0	0.413	0.438	0.935
T. de la Rosa	32	72	15	26	10	4	0	2	5	0	7	3	1	1	0.361	0.403	0.500
E. Martinez	157	612	145	210	141	37	3	53	94	8	108	0	0	0	0.343	0.437	0.673
P. O'Neill	155	529	87	179	106	28	4	24	33	0	82	10	6	6	0.338	0.377	0.543
A. Jones	162	715	138	219	129	39	12	42	53	5	119	12	1	1	0.306	0.358	0.571
A. Beltre	153	549	95	168	100	40	7	27	45	1	80	6	2	18	0.306	0.360	0.552
B. Grieve	158	596	97	182	97	52	4	21	76	2	126	0	0	2	0.305	0.386	0.512
B. Mayne	122	359	63	109	38	19	0	10	31	2	52	0	0	5	0.304	0.362	0.440
A. Piatt	74	144	32	42	26	3	5	6	20	0	30	0	0	8	0.292	0.378	0.507
S. Andrews	67	134	23	39	31	7	1	9	24	3	30	0	0	4	0.291	0.410	0.560
G. Blum	141	347	49	98	38	20	2	7	18	2	60	0	1	7	0.282	0.322	0.412
R. Sexson	157	565	98	152	105	31	1	40	62	6	161	0	0	13	0.269	0.348	0.540
R. Brown	73	99	15	26	15	11	0	0	4	1	26	0	0	0	0.263	0.298	0.374
R. Fick	7	12	3	3	0	0	1	0	1	0	4	0	0	0	0.250	0.308	0.417
C. Febles	146	339	42	84	30	11	0	0	28	10	45	12	0	6	0.248	0.324	0.280
J. Varitek	106	279	36	65	21	19	1	5	22	4	63	0	0	6	0.233	0.298	0.362
C. Guzman	157	525	71	119	63	21	11	4	47	2	103	29	3	21	0.227	0.293	0.331
E. Brown	14	9	1	2	0	1	0	0	2	0	1	1	0	1	0.222	0.364	0.333
Pitchers	2	0	1	0	0	0	0	0	0	0	0	0	0	12	#DIV/0!	#DIV/0!	#DIV/0!
TOTALS		5931	1022	1742	969	349	52	256	567	46	1100	73	14	111	0.294	0.360	0.500

PITCHERS	W	L	SV	G	GS	CG	IP	R	ER	ERA	H	HR	BB	HBP	K	SHO	PCT	REL
H. Carrasco	0	0	1	4	0	0	9.7	1	0	0.00	3	0	3	0	10	0	#DIV/0!	2
P. Shuey	3	8	28	52	0	0	67.0	24	21	2.82	52	7	30	0	60	0	0.273	43
T. Harper	5	1	0	6	6	0	35.0	15	11	2.83	27	3	14	3	13	0	0.833	3
G. Swindell	3	0	2	61	0	0	77.3	27	25	2.91	60	7	13	5	61	0	1.000	7
M. Wohlers	3	1	3	23	0	0	30.7	13	11	3.23	16	0	19	0	26	0	0.750	7
O. Fernandez	10	2	0	14	14	2	88.3	33	32	3.26	78	15	28	0	32	0	0.833	6
S. Spencer	3	2	0	8	8	2	55.0	20	20	3.27	46	7	19	2	54	1	0.600	-1
S. Sullivan	11	5	8	58	0	0	111.3	52	50	4.04	99	16	38	3	99	0	0.688	17
M. Sirotkka	17	7	0	36	36	3	214.3	130	113	4.74	252	29	110	7	117	0	0.708	3
J. Isringhausen	3	2	5	52	0	3	73.7	41	39	4.76	86	10	23	3	57	0	0.600	9
E. Milton	18	7	0	36	36	2	220.0	132	117	4.79	248	36	58	4	146	0	0.720	4
E. Guardado	0	0	0	8	0	0	10.7	6	6	5.06	9	6	5	0	7	0	#DIV/0!	0
M. Suzuki	6	6	3	45	18	1	176.0	111	107	5.47	182	25	104	3	138	0	0.500	0
S. Estes	9	14	0	30	30	1	170.0	127	108	5.72	197	17	105	10	122	0	0.391	-19
J. Santana	1	2	0	39	0	0	48.3	40	36	6.70	59	12	24	1	41	0	0.333	-3
A. Bernero	2	5	0	9	7	0	34.3	28	28	7.34	45	8	13	4	27	0	0.286	-8
T. Mulholland	3	3	1	15	7	1	49.0	51	47	8.63	82	7	12	2	24	0	0.500	-1
team																		1
TOTALS	97	65	51	496	162	15	1470.7	851	771	4.72	1541	205	618	47	1034	2	0.599	69

ILLINOIS PRAIRIE DOGS FINAL STATS

Team Name: 2001 Series Home: 3-48 Away: 30-45 WON: 69 LOST: 93 Date: 93

PLAYER	BA	Gms	AB	RUNS	HITS	2B	3B	HR	RBI	BB	K	HBP	DP	SB	CS	E	O.B.A.	SLUG
BENARD, Melvin	235	144	594	93	140	25	5	11	44	70	116	5		25	4	1		
BENNETT, Gary	263	24	72	12	19	4	1	2	7	10	11	1		7	8	12		
CLAYTON, Royce	191	139	548	72	105	19	3	19	68	35	102	1						
DELGADO, Carlos	338	153	553	133	187	55	5	32	104	124	103	11						
GIAMBI, Jeremy	223	61	219	26	49	8	1	9	27	22	57	2						
GONZALES, Wade	251	85	290	27	73	16	2	4	23	20	40	2						
GUERRERO, Vlad	361	149	600	120	217	35	14	55	159	39	85	10		6	3	11		
HENDERSON, Rick	266	40	135	26	36	6		6	13	42	20	3		11				
JORDAN, Kevin	172	49	147	15	25	3		2	7	11	23	3						
PALMEIRO, Orlando	281	65	192	23	54	19	1	1	13	22	17	2						
PALMER, Dean	261	147	528	78	138	28	5	26	67	60	171	3			1	23		
STOCKER, Kevin	165	34	107	18	17	6	1	1	11	14	23	1						
STYNES, Craig	345	96	376	49	130	24	1	18	67	25	46	1		2				
TAUBERSEE, Ed	292	69	246	29	72	9	2	4	38	14	38							
WALKER, Todd	244	61	229	25	56	9	2	4	38	21	31			1				
YOUNG, DMITRI	273	147	599	64	164	34	8	18	107	26	106	4						
YOUNG, Kevin	242	85	301	33	77	12		8	29	24	61	5		1				



Todd Walker

PITCHER	E.R.A.	WON	LOST	APP	GS	CG	SH	SV	IP	HITS	RNS	ER	HR	BB	K	CS	E
TOTALS	2.71	69	93	843	1555	312	50	25	816	579	1002	50		54	16		95
BROCK, Chai	4.06	2	8	41				9	84.1	76	50	38	17	43	57		
CARPENTER, Chris	6.68	4	10	23	23	1			131.2	177	109	99	21	87	85		
DESSAU, Elmer	5.21	9	8	21	20	3	1		143.2	172	91	83	18	39	74		
DOWNS, Scott	6.08	1	1	5	5				28.1	41	19	19	3	15	9		
HENRY, Doug	4.48	6	4	39				7	64.2	51	34	32	9	53	54		
HERRICK, Gil	5.91	11	8	26	26	5		3	175.1	207	121	115	26	62	97		
MILLER, Travis	3.28	3	2	28					63	63	26	23	6	24	50		
RAPP, Pat	6.00	6	10	20	20	3			135	152	92	90	23	74	69		
REED, Rich	6.40	8	13	26	26	9			184.2	234	135	131	33	39	115		
REED, Steve	4.68	1	3	20				2	48	57	26	25	5	9	21		
SANCHEZ, Jesus	6.39	10	13	25	25	4		1	166.1	216	129	118	44	67	108		
TANLIN, Mike	7.29	4	8	12					22.2	36	19	18	2	17	22		
WILHEG, Brian	5.81	4	8	13	13	1			85.1	104	62	55	13	25	47		
WABETFIELD, Tim	7.40	1	5	29	4			3	90	109	79	74	21	46	57		
WUNSCH, Kelly	4.24	3	1	17					19.1	15	10	24	2	14	11		
TOTALS	5.78	69	93	351	162	26	2	25	1444.1	1702	1002	929	243	614	875		

2001 Lake Wobegon Whippets

NAME	BAVG	GM	AB	R	H	2B	3B	HR	RBI	BB	SO	HB	SH	DP	SB	CS	E	OBP	SLG
L.Lopez	.429	8	7	0	3	1	0	0	1	0	2	0	0	0	0	1	0	.429	.571
E.Burks	.358	131	430	91	154	25	4	32	115	46	54	0	0	12	2	1	4	.418	.658
H.Ortiz	.341	37	85	18	29	8	0	0	7	6	7	1	0	1	0	1	0	.387	.435
D.Fletcher	.339	40	109	12	37	4	0	6	16	4	6	1	0	3	0	1	1	.368	.541
D.Fletcher (tot)	.301	143	445	56	134	13	2	18	52	24	56	10	0	9	2	1	4	.346	.461
J.Giambi	.328	160	551	149	181	35	0	47	140	161	114	9	0	13	0	0	3	.485	.648
B.Giles	.327	162	608	149	199	47	9	35	106	118	80	11	0	11	3	0	11	.443	.607
J.Lugo	.307	113	424	76	130	19	6	12	40	32	87	3	2	9	28	5	11	.358	.465
T.Houston **	.306	37	111	17	34	6	0	9	25	4	30	0	2	3	1	0	6	.328	.604
R.Palmeiro	.304	110	414	92	126	29	1	27	100	74	61	3	0	11	1	0	2	.410	.575
R.Palmeiro (tot)	.298	159	610	125	182	41	2	39	141	93	85	3	0	19	1	0	2	.392	.564
R.Davis	.304	83	161	22	49	5	0	12	25	7	26	1	0	2	0	0	6	.335	.559
S.Dunston	.302	56	149	28	45	11	7	10	32	3	25	0	2	4	2	1	7	.314	.671
L.Alicea	.279	84	323	64	90	18	5	3	25	32	31	0	1	5	0	1	11	.342	.393
L.Alicea (tot)	.284	126	483	84	137	25	7	4	41	49	51	0	2	9	0	2	18	.348	.389
B.Trammell	.269	87	216	29	58	10	1	10	32	22	46	0	0	4	1	0	0	.336	.463
J.Jones	.267	142	450	54	120	22	5	11	81	19	118	0	1	13	6	2	3	.294	.411
G.Hill	.263	97	319	43	84	9	0	25	72	16	97	0	0	5	0	0	3	.299	.527
J.Valentin	.263	157	566	106	149	33	4	34	95	64	119	7	4	18	11	4	35	.344	.516
K.Caminiti	.260	85	223	39	58	17	1	15	55	44	40	0	0	16	1	0	11	.381	.547
H.Blanco	.249	126	277	33	69	23	1	7	30	26	54	0	1	3	0	0	1	.313	.415
F.Menechino	.228	51	158	28	36	4	0	6	13	16	53	0	0	2	0	0	7	.299	.367
A.Gonzalez	.226	50	133	11	30	9	0	1	14	10	28	2	1	1	0	2	4	.288	.316
H.Bush **	.212	16	33	2	7	0	0	0	2	1	4	0	0	0	1	2	0	.235	.212
ALL PITCHERS	----	162	0	0	0	0	0	0	0	0	0	0	0	0	0	0	3	----	----
TEAM TOTALS	.294		5747		1688		44		1026		1082		14		57		129	.373	.525
		162		1063		335		302		705		38		136		21			

NAME	ERA	W	L	PCT	G	GS	CG	SH	SV	IP	H	R	ER	HR	BB	SO
K.Foulke	1.26	7	3	.700	63	0	0	0	26	93.0	56	15	13	4	19	110
J.Mecir	2.93	7	3	.700	56	0	0	0	3	89.0	67	30	29	6	39	56
L.Barcelo	3.19	5	1	.833	32	0	0	0	1	42.1	.32	19	15	4	15	29
B.Chouinard	3.49	1	0	1.000	18	0	0	0	0	28.1	26	14	11	2	8	19
M.Del Toro	3.50	3	0	1.000	3	3	0	0	0	18.0	16	8	7	2	4	12
R.Beck **	3.65	4	3	.571	29	0	0	0	13	37.0	39	18	15	4	10	32
D.Lowe	3.94	3	2	.600	61	0	0	0	0	91.1	114	47	40	10	20	82
W.Cunnane	4.07	2	3	.400	8	8	0	0	0	42.0	39	26	19	1	29	33
C.Finley	4.45	23	9	.719	39	39	0	0	0	228.1	239	126	113	29	120	184
D.Davis	4.76	1	1	.500	49	0	0	0	4	90.2	98	51	48	10	53	65
K.Appier	5.29	15	7	.682	32	32	2	0	0	194.0	204	126	114	27	107	121
M.Dejean	6.00	0	0	----	4	0	0	0	0	6.0	11	9	4	0	4	2
An.Benes	6.61	11	7	.611	28	28	1	0	0	173.0	225	138	127	35	67	164
H.Nomo	6.66	10	16	.385	32	32	0	0	0	194.2	234	165	144	49	83	154
B.Stein	7.46	6	9	.400	20	20	2	1	0	113.1	135	102	94	28	63	84
Team									1						+0	
TEAM TOTALS	4.95		64		162		5		47		1535		793		641	
		98		.605	162		2		1441.0		894		211		1147	

**Houston, Bush, Beck traded away during season

Palmeiro, Fletcher, Alicea acquired during season



Julio Lugo

MAINE	G	AB	R	H	BI	D	T	H	B	SO	E	SB	CS	HB	BA	SA
Vina	141	526	80	141	54	34	6	4	40	50	7	2	3	30	.268	.378
Cirillo	154	656	118	219	82	64		14	58	70	11			9	.334	.495
Sweeney	160	662	126	220	130	40	1	28	76	86		2		22	.332	.522
A Rod	161	587	126	184	142	36	2	40	126	136	17	16	6	12	.313	.586
vanderWal	130	420	66	116	75	25	2	21	70	92	9	7		1	.276	.495
D Lee	150	506	88	139	104	18	2	36	45	121	8			9	.275	.532
Hammonds	135	496	91	155	97	28	1	24	53	90	3	20	10	5	.312	.518
Meluskey	114	370	50	109	58	25	2	16	50	72	14		1	2	.295	.502
Cameron	161	578	94	153	66	26	4	18	85	136	4	32	14	7	.265	.417
Jordan	96	207	38	61	28	13		8	12	28	1	5		3	.295	.473
Estalella	91	237	36	55	28	14		9	36	66	9			2	.232	.405
Magee	53	152	21	36	32	4	2	8	16	26					.237	.447
E Wilson	65	193	18	47	16	10		4	10	10	6	2			.244	.358
Seguignol	50	140	16	32	20	5		6	5	40	3			1	.228	.392
T Perez	11	38	6	17	4	6	1	0	0	4	1	2	1	2	.447	.658
											13					
Batters	162	5768	974	1684	935	348	23	236	682	1027	106	88	35	105	.292	.483
YAKS	W	L	Sv	G	GS	IP		R	ER	ERA	H	HR	BB	SO	ShO	
Dempster	21	10		38	38	240		122	112	4.20	252	23	95	202	1	
Helling	12	11		36	36	234	.7	150	138	5.29	247	39	114	130		
Clement	14	7		30	30	196		104	98	4.50	195	18	120	159	2	
Herges	11	4		20	20	118		68	59	4.50	127	10	45	71		
Chen	14	4		24	22	135	.3	71	64	4.26	126	18	45	104		
Schourek	5	6		16	16	94		63	54	5.17	98	11	50	52		
Nen wCD	1	3	12			18	7									
Nen	4	4	28	47		50		13	12	2.16	34	6	14	50		
Koch	6	2	20	69		86		31	28	2.93	74	10	25	54		
P Wilson	4	1		54		56		22	21	3.38	48	8	20	43		
Adams	6	5		57		83	.7	39	38	4.08	82	6	38	48		
Embree	1	3		29		45	.3	38	34	6.75	54	8	11	25		
Tavarez	3	4		56		130		66	65	4.50	135	11	50	52		
															52	29
Pitchers	101	61	48	476	162	1469		787	723	4.44	1472	168	627	990	49	32




Fernando Vina

Primary Player Statistics For 2001 Orlando Red Sox Totals After 162 Games

NAME	BAVG	GM	AB	R	H	2B	3B	HR	RBI	BB	SO	SB	DP	SB	CS	E
N.Garciaparra	.375	150	581	132	218	47	1	29	124	45	44	4	0	21	0	10
T. Lirio	.370	161	725	162	268	38	8	28	90	70	71	0	0	6	25	5
A. Perloni	.362	50	141	22	51	9	7	0	31	7	24	2	0	10	0	11
W.Clark	.342	147	468	99	160	38	1	31	122	84	71	6	0	9	0	2
J.Abbott	.333	2	3	1	1	0	0	0	0	0	1	0	0	0	0	0
E.Davis	.333	19	57	9	19	4	1	1	7	5	12	1	0	0	0	3
D.Bell	.333	134	484	93	161	31	2	17	71	50	104	4	0	13	1	4
S.Finley	.327	150	593	134	194	38	9	50	155	47	85	13	0	7	9	7
R.Branyan	.306	71	170	34	52	10	2	18	46	16	60	2	0	2	0	9
M.Mordecai	.299	68	184	25	55	21	0	4	27	9	28	1	0	3	1	8
S.Javier	.296	79	243	44	72	6	3	2	26	32	59	0	0	4	1	0
J.Zuleta	.284	29	74	16	21	1	0	7	17	5	12	5	0	0	0	0
K.Griffey Jr.	.282	149	571	127	161	29	0	46	136	63	123	11	0	7	1	2
B.Boone	.281	143	508	72	143	21	0	23	68	40	101	5	1	13	5	2
D.Wilson	.265	44	132	18	35	8	0	0	13	11	17	0	1	4	0	2
C.Truby	.248	93	270	37	67	13	6	10	34	5	47	5	1	3	1	0
J.Mabry	.248	30	101	16	25	4	0	4	19	7	20	0	0	2	0	4
G.Jefferies	.239	20	71	5	17	4	0	0	7	4	5	0	0	1	0	0
B.Santiago	.239	90	272	24	65	10	2	11	38	9	51	0	0	11	0	1
B.Haselman	.232	65	211	31	49	21	0	6	24	18	38	3	0	1	0	3
S.Green	.143	6	7	2	1	0	0	0	0	0	2	0	0	0	1	0
ALL PITCHERS	.267	162	60	9	16	4	0	2	11	5	10	0	0	0	0	11
TEAM TOTALS	.312		5926		1851		42		1066		985		3		45	115
		162		1112		357		289		532		62		117		18

NAME	ERA	W	L	BF	O	GS	CG	SH	SV	IP	R	R	ER	HR	BB	SO
K.Brown	3.11	25	7	.781	34	34	11	3	0	251.2	213	103	87	33	70	259
C.Smith	3.48	8	7	.533	21	21	3	1	0	134.2	121	58	52	12	53	133
J.Law	3.50	2	4	.333	50	0	0	0	22	46.1	50	19	18	3	12	27
B.Florie	3.66	1	0	1.000	15	0	0	0	6	39.1	43	19	16	3	5	26
M.Myers	3.79	3	1	.750	35	0	0	0	3	35.2	28	15	15	6	17	26
M.Perisho	4.03	2	1	.667	4	4	0	0	0	22.1	28	13	10	2	8	16
K.Mercker	4.20	0	0	----	10	2	0	0	0	30.0	40	16	14	5	11	18
M.Fyhrie	4.40	2	1	.667	26	0	0	0	0	47.0	55	23	23	5	9	43
K.Rueter	4.68	14	8	.636	31	31	7	4	0	200.0	249	114	104	29	57	66
J.Fassero	4.83	6	2	.750	55	0	0	0	2	139.2	154	82	75	18	54	103
R.Hernandez	5.00	4	3	.571	58	0	0	0	3	72.0	88	41	40	13	24	48
M.Fetters	5.14	5	2	.714	39	0	0	0	1	49.0	46	28	28	8	22	34
G.Rusch	6.04	4	2	.667	9	9	3	0	0	53.2	71	40	36	7	13	44
M.Johnson	7.12	7	10	.412	23	22	2	0	0	110.0	147	94	87	28	60	56
M.Yoshii	8.43	7	17	.292	34	34	2	0	0	169.2	269	173	159	43	52	94
E.Gagne	8.50	1	1	.500	4	4	0	0	0	18.0	29	17	17	4	15	14
J.Slusarski	9.87	3	2	.600	10	0	0	0	0	17.1	27	20	19	7	7	14
J.Frascatore	----	0	0	----	0	0	0	0	0	0.0	0	0	0	0	0	0
ALL NON-PITCHERS	----	0	0	----	0	0	0	0	0	0.0	0	0	0	0	0	0
Team								0					-1			
TEAM TOTALS	5.01		68		162		28		37		1658		799		489	
		94		.580		162		8		1436.1		875		226		1021



Steve Finley

Yorktown Admirals - 2001 Hitting

162

Games

<u>Player</u>	<u>G</u>	<u>AB</u>	<u>H</u>	<u>2B</u>	<u>3B</u>	<u>HR</u>	<u>R</u>	<u>RBI</u>	<u>W</u>	<u>K</u>	<u>SB</u>	<u>CS</u>	<u>HBP</u>	<u>E</u>	<u>AVG</u>	<u>MAX</u>	<u>LFT</u>
Rollins, J.	26	51	20	2	1	0	7	11	1	6	5	1	0	0	0.392	58	7
Nicholson, K.	5	8	3	0	0	0	0	1	0	0	0	0	0	0	0.375	105	97
Chavez, E.	143	446	143	22	3	24	81	97	63	77	0	1	0	18	0.321	551	105
Pierre, J.	58	205	61	7	0	0	25	17	14	26	17	7	1	1	0.298	220	15
Gil, B.	96	284	84	18	1	7	42	31	25	57	10	7	5	21	0.296	331	47
Hayes, C.	78	181	52	13	0	7	31	24	22	25	0	0	0	2	0.287	407	226
DeShields, D.	152	617	177	35	5	11	98	74	75	101	38	14	0	3	0.287	617	0
Casey, S.	133	458	130	27	1	17	71	74	46	79	0	0	10	2	0.284	528	70
Casanova, R.	68	177	49	14	4	3	18	30	23	38	0	1	7	0	0.277	254	77
Drew, J.D.	143	449	122	18	1	18	91	63	82	104	29	4	4	9	0.272	448	-1
Weiss, W.	79	207	54	8	3	0	25	21	26	29	0	0	2	13	0.261	211	4
Miller, D.	116	360	92	26	1	17	60	61	44	84	1	0	0	5	0.256	356	-4
Gant, R.	116	403	99	20	2	21	60	75	44	85	4	5	0	1	0.246	468	65
Kennedy, A.	159	593	144	27	14	5	59	56	29	74	20	9	2	19	0.243	658	65
McDonald, J.	34	102	24	3	0	4	18	10	12	36	9	4	0	3	0.235	103	1
Harris, L.	8	26	6	0	1	1	5	4	2	2	0	0	0	0	0.231	245	219
Burrell, P.	114	399	91	31	6	13	48	57	55	141	0	0	0	2	0.228	449	50
Ledee, R.	57	190	41	13	3	4	26	20	19	45	1	1	1	3	0.216	514	324
Cabrera, J.	89	179	36	2	1	0	12	14	1	16	3	6	2	5	0.201	193	14
Cordova, M.	5	10	2	0	0	0	1	1	2	0	0	0	0	0	0.200	220	210
Fox, A.	9	26	5	0	0	1	3	1	0	5	1	0	1	3	0.192	275	249
Matthews, Jr., G.	86	170	32	6	0	7	21	17	16	25	2	1	0	2	0.188	174	4
Jensen, M.	19	55	10	3	0	1	4	3	7	14	0	0	0	0	0.182	153	98
Player	0	0	0	0	0	0	0	0	0	0	0	0	0	0	ERR	0	0
Pitchers																	7
TOTALS	162	5596	1477	295	47	161	806	762	608	1069	140	61	35	119	0.264		

*=Traded

Catching Stats: Opp Att: **124** Opp St: **86** Opp %: **0.694**

Salamis: Gant, Chavez

<u>RECORD</u>	<u>GP</u>	<u>W</u>	<u>L</u>	<u>PCT</u>
Home	81	23	58	0.284
Away	81	28	53	0.346
Totals	162	51	111	0.315

Also: G AB H 2B 3B HR R RBI W K SB CS HBP E AVG



J.D. Drew

YORKTOWN 2001 PITCHING

162 Gm.

<u>PLAYER</u>	<u>G</u>	<u>GS</u>	<u>GC</u>	<u>W</u>	<u>L</u>	<u>S</u>	<u>IP</u>	<u>H</u>	<u>R</u>	<u>ER</u>	<u>W</u>	<u>K</u>	<u>ERA</u>	<u>HR</u>	<u>SH</u>	<u>MAX</u>	<u>LFT</u>
Mota, G.	24	0	0	0	0	2	33.00	30	10	8	11	23	2.18	4	0	33	0.00
Serafini, D.	13	0	0	0	1	1	23.67	29	10	10	9	14	3.80	2	0	45	21.33
Williams, M.	43	0	0	0	4	25	41.00	41	20	19	26	35	4.17	2	0	79	38.00
Ohka, T.	12	12	3	4	7	0	76.00	96	57	49	32	47	5.80	8	1	76	0.00
Yan, E.	60	4	2	6	3	1	133.00	174	87	86	27	97	5.82	28	0	152	19.00
Mulder, M.	28	28	4	7	16	0	162.67	200	119	111	63	88	6.14	27	1	169	6.33
Miller, W.	18	18	1	6	6	0	99.33	132	77	71	47	81	6.43	18	0	116	16.67
Gooden, D. *	18	0	0	2	1	0	35.33	41	26	26	16	19	6.62	7	0	116	80.67
Weathers, D.	53	0	0	1	4	1	81.33	127	66	60	29	49	6.64	16	0	83	1.67
Holt, C.	61	0	0	5	4	0	144.00	207	116	110	66	105	6.88	21	0	228	84.00
Meadows, B.	32	32	7	7	16	0	192.33	293	166	154	47	78	7.21	55	0	216	23.67
Bere, J.	30	30	3	6	20	0	176.33	251	158	146	118	146	7.45	34	0	186	9.67
Burba, D.	33	33	2	4	22	0	175.33	236	158	151	113	190	7.75	23	0	210	34.67
Erdos, T.	19	0	0	2	4	0	31.33	56	34	28	16	15	8.04	7	0	71	39.67
Belcher, T.	5	5	0	1	3	0	26.00	24	25	25	15	14	8.65	5	0	61	35.00
Player	0	0	0	0	0	0	0.00	0	0	0	0	0	ERR	0	0	0	0.00
Player	0	0	0	0	0	0	0.00	0	0	0	0	0	ERR	0	0	0	0.00
Player	0	0	0	0	0	0	0.00	0	0	0	0	0	ERR	0	0	0	0.00
TEAM																	0

TOTALS 162 162 22 51 111 30 1430.65 1937 1129 1054 635 1001 6.63 257 2

*=Traded

Also: G GS GC W L S IP H R ER W K ERA HR SH