

◆ THE FLY-BY-NIGHT BA ◆

Volume 25, Issue 17

October 28, 1999

MidMaine Update:

Commissioner Bruno called Owner Shanks to review the franchise move to New Mexico. Shanks informed Bruno that the team name will be Maine Yaks (pronounced maniacs) As you can see Shanks has a sense of humor.

Bruno gave Shanks info about Lamanna's Bulletin and Lamanna's home phone. Barry said he was going to call Lamanna to order the Bulletin.

Barry will listen to trade offers BUT he thinks he will wait until the cards come out to make any deals.

He also would appreciate any RI so he could see how they are done.

Send copy to:
220 Western Skies
SE Apt #1063
Albuquerque, NM
87123

Thanks.

The Bandits: Contenders or Pretenders for 2000?

By Tony Childers.

After taking it on the chin my first two years in the FBN combined record of 71 & 253. I finally feel that the Bandits can contend for

a playoff spot next year. I have a young and talented team to put on the field next year. I will have the #1 pick

overall pick in the 2000 draft I will use it to draft a good young pitcher to put in the starting rotation with Russ Ortiz, Sidney Ponson, Darren Oliver and Pedro Astacio. Considering my first year I had to scrap together 1300 innings just to make it in 2 plus years I have been able to completely rebuild the rotation with some young talented pitchers.

I have also made significant improvement in the relief staff by acquiring Danny Graves, Mike Jackson and Gabe White to go along with Darren Holmes, Tim

Crabtree and Jesus Sanchez. This acquisition solidifies the Bandits pitching staff. The starters are good

with Russ Ortiz leading the way. The Bandits scouting staff is looking closely at 24 year old Kris Benson as the #1 pick even though Rick Ankiel has turned the some of the scouts heads with his late season call up and performance. But 196 plus innings with a WHIP of 1.36 is hard to pass up this year.

At the time of this article I (continued on page 3.)



Have the Bandits "graduated" to **CONTENDER** status?

Voting Items for review...

New Items listed first:

6. *starting pitchers must rest at least two games between starts during the playoffs including from series to series. If a pitcher pitched in game 1, 4 and 7 of one series he would have to sit out 2 games before he starts in the next series.

6b. In the playoffs there will be a day off after games 1 & 2, after games 3,4 & 5 there will be a day off plus after games 6 & 7 there will be a day off before the next series starts.

6c. There will be days off for a team that finishes a series in less games then an opponent. If team A wins in 4 games and team B wins in 6. Team A has two extra days off going into the next round.

7. Rule Change Playoffs: Home field advantage in round 1 to go to the team **Continued on page 2..**

FBN News

<i>Shank names team - Bandits Banter - Voting Items for review</i>	1
<i>Transactions - Traded Draft Picks - Minus Bonus Point's Report</i>	2
<i>Bandits Banter continued - Taxachusetts stats - Bat park continued</i>	3
<i>Inside the Bat park</i>	4

Transactions: Traded Draft Picks: Minus BP's Report

Transactions:

1. California rec'ed Dave Magadan from Yorktown for Jeff Reboulet.
2. Hazardville rec'ed Kelly Stinnett and WS#2 from Wall Street for Marquis Grissom and HZ#4.
3. Hazardville rec'ed Mickey Morandini from Salem for John Valentin.
4. Plymouth rec'ed Greg Norton from Allyn Street for PB#2 (2001).
5. TX rec'ed BJ Surhoff from WSt for PR#2 and CD#4.
6. LV rec'ed CD#5 (2001) from CD for Matt Beech.
7. SP rec'ed Marvin Benard from HT for Jose Hernandez.
8. TX rec'ed G. Jeffies from JC for Ryan Jackson.
9. CSt rec'ed D. Brocail from PB for CSt#2, CSt#5 and D. Patterson.
10. HT rec'ed YA#3 from LV for B. Haselman and Luis Lopez.
11. CSt rec'ed J. Valentin from FS for YA#2.
12. CSt rec'ed D. Miller from PB for J. Fabregas & T. Bogar.
13. LV rec'ed A. Nunez from ASt for LV#5(2001).

WSt rec'ed R. Person from JC for S. Spiezio and JC#3.

TRADED 2000 DP'S:

1. Allyn Street: None.
2. Arsenal: KK#3 to WSt.
3. Baton Rouge: #1 to California. #3 to Yorktown
4. California: #1 to Windham. #2 to Klees. #3 to Caribou Street. #4 to TX. BR#1 to WW. SC #2 to KK.
5. Caribou Street: #1 to Hazardville. #2 to Plymouth. #3 to Baton Rouge. #5 to Plymouth. KK#2 to ASt. YA#2 to FS.
6. Connecticut: #4 to Florida
7. Farmington: None.
8. Florida: #3 to Connecticut.
9. Hazardville: #4 to Wall St.
10. Hotlanta: #5 to Yorktown.
11. Jersey City: #1 to Caribou St.
12. Klee's: #2 to Caribou St. #3 to Arsenal.
13. Lake Wobegon: #4 to WW
14. Louisville: #4 to YA. #5 to JC. TX#3 to KK.
15. Barry Shanks: None.
16. Phoenix: #1 & #2 to Taxachusetts. #3 to Louisville.
17. Plymouth: #1, #2, #3 to Allyn Street. #4 to CSt.
18. Salem: None.
19. Silver City: #2 to CD.
20. Taxachusetts: #1 to

Phoenix. #3 to Louisville. #5 to Wall Street. Also, PR#2 and CD#4 to Wall Street.

21. US Jarheads: None.
22. Wall Street: #2 to HZ.
23. Windham: #3 to LW.
24. Yorktown: #1 to Baton Rouge. #2 to Caribou Street. #3 to Louisville. #4 to Hotlanta. Also, BR#3 to LV.

TRADED 2001 DP'S:

California: #5 to Louisville.
Louisville: #5 to Allyn Street.
Plymouth: #2 to Allyn Street.

This reports Minus BP's:
LW 36, ASt 4, PR 3, CT 4, WW 1/2, FV 1/2.

YTD -BP's:

LW 45, SC 7 1/2, PR 6, FS 5, HT 4 1/2, ASt 4, CT 4, WW 4, LV 2 1/2, AG 2, PB 2, FV 2, BR 1, JC 1/2.

The Final AL Newsletter will follow soon. Thanks

"It's that time of year again. Please review the Traded Draft Picks for any errors and/or omissions. Thanks"

Voting Items for review continued from page 1...

with the better record, regardless of whether they are a "wild card" or a division winner. The fist tie breaker would be head to head results, and, if still tied then give it to the division. (editors note: Present rule gives home field advantage to the division winners.)

All other Voting items:

1. Build a new ballpark once every 10 years.
2. "Lottery Pick". Depending on your record, going from 1 to 10 (One being the worst): #1 worst team gets 10 lottery chances. #2 worst team gets 9 lottery chances. #3 worst team gets 8 lottery chances.

- #4 worst team gets 7 lottery chances, and so on.
3. Limit PTBNL.
4. Do Not limit PTBNL.
5. Keep HBP as a separate stat from BB.

If you have sent in a voting item and it is not listed please call or email me with it again. Thanks, Rob.



NATIONAL LEAGUE STANDINGS



Continued from page (E)

- 1. Waiver Wire claims end at 06:00PM Eastern Time. GM's call the commissioner to see if they got the player that they selected off the waiver wire.
- 1. Preseason Trading Period ends at 06:00Pm Eastern Time. All trades not reported by 6PM will become effective with the first game of series #6.
- 1. GM's mail in their 300AB's and 1325IP to their league president. List batters by position with the ML team on the card. List the maximum AB's for each batter for the FBN season. Next list the pitchers just like the batters.
- 2. GM's mail in their complete rosters to the commissioner. List the batters first in alphabetical order with the ML team on the card. Next list the pitchers just like the batters.
- 1. The Commissioner mails out the league rosters.
- 1. GM's mail their opening day rosters (active and inactive) and their planned pitching rotation for block one to the Commissioner. This must be done by all members for the first two blocks.
- 2. Opening Day 2000! THE 25th ANNIVERSARY OF FBM in FLY-BY-NIGHT BASEBALL ASSOCIATION!
- 1. Dues Month. League fee of \$20.00 is due by July 31st to keep active member active.
- 1. Send in voting items for review.
- 1. Send in any Rookie of the Year candidates from your team.
- 1. Voting Month.
- 1. Order the cards for SOM.

	WON	LOST	PCT.	GB	HOME	ROAD	10	STREAK	ERA
TACHUHSETTS	84	78	0.519	-	44-37	40-41		LOST 1	.280
WALL STREET	83	79	0.512	1.0	41-40	42-39	7-3	LOST 1	.274
ALLYN STREET	81	81	0.500	3.0	42-39	39-42	5-5	LOST 1	.282
WINDHAM	80	82	0.494	4.0	45-36	35-46	7-3	LOST 1	.255
HAZARDVILLE	73	89	0.451	11.0	37-44	36-45	3-7	WON 1	.282
US JARHEADS	64	98	0.395	20.0	34-47	30-51	4-6	WON 1	.240

* WEST *

FARM VALLEY	117	45	0.722	-	62-19	55-26	7-3	WON 3	.307
JERSEY CITY	101	61	0.623	16.0	56-25	45-36	7-3	WON 2	.286
KLUBBERS	94	68	0.580	23.0	50-31	44-37	3-7	LOST 1	.273
CONNECTICUT	83	79	0.512	34.0	49-32	34-47	6-4	WON 5	.280
SILVER CITY	73	89	0.451	44.0	38-43	35-46	2-8	LOST 5	.264
PHOENIX	48	104	0.316	64.0	33-48	15-56	4-6	LOST 5	.236

LEAGUE LEADERS

AVERAGE (Min. 3.1 PA/G)	RUNS BATTED IN	RUNS SCORED
1. Williams (JC)0.358	Gonzalez (KK) 164	1. Griffey (FV) 143
2. Piazza (CT)0.342	Griffey (FV) 152	Piazza (FV) 128
3. Piazza (FV)0.334	Castilla (JC) 140	Jones (FV) 127
4. Olerud (HP)0.328	Guerrero (FV) 130	Bagwell (HP) 124
5. Gonzalez (KK)0.324	Rolen (HP) 126	Biggio (FV) 122
6. Griffey (FV)0.321	Easley (JC) 123	Castilla (JC) 122
7. Helton (SC)0.320	Garciparra (FV) 121	Guerrero (FV) 118
8. Jeter (SC)0.317	Piazza (FV) 119	Jeter (SC) 116
9. Guerrero (FV)0.316	Canseco (KK) 119	Greer (KK) 112
10. Bichette (PR)0.316	Jones (FV) 117	Canseco (KK) 109
		Gonzalez (KK) 109

HOME RUNS	DOUBLES	TRIPLES
1. Griffey (FV) 62	1. Biggio (FV) 55	1. Dellucci (HP) 15
2. Castilla (JC) 60	2. Gonzalez (KK) 55	2. Jeter (SC) 15
3. Canseco (KK) 53	3. Rolan (HP) 51	3. Winn (PR) 10
4. Gonzalez (KK) 46	4. Boone (TX) 50	4. Vizquel (JC) 9
5. Burnitz (US) 45	5. Floyd (WS) 47	5. Kotsay (JC) 8
6. Guerrero (FV) 44	6. D. Bell (TX) 42	6. Anderson (US) 8
7. Piazza (FV) 43	7. Segui (WS) 42	7. Vina (CT) 8
8. Davis (JC) 42	8. Several tied at 41	8. Several tied at 7
9. Garciparra (FV) 42	9. Several tied at 41	9. Several tied at 7
10. Jones (FV) 41	10. Several tied at 41	10. Several tied at 7

STOLEN BASES	STRIKEOUTS	WALKS
1. Stewart (SC) 61	1. Canseco (KK) 171	1. Bagwell (HP) 141
2. T. Goodwin (SC) 51	2. Burnitz (US) 157	2. Hamilton (AS) 99
3. Renteria (CT) 51	3. D. Bell (TX) 147	3. Knoblauch (AS) 94
4. Canseco (KK) 47	4. Rolan (HP) 143	4. Rolan (HP) 94
5. Knoblauch (AS) 38	5. Fryman (US) 139	5. Clark (FV) 89
6. Vizquel (JC) 35	6. Davis (JC) 139	6. McRae (IW) 86
7. Floyd (WS) 34	7. Sorrento (PR) 135	7. Grace (WW) 86
8. Abreu (HP) 33	8. Gonzalez (KK) 135	8. Olerud (HP) 85
9. O. Nixon (WS) 31	9. Rodriguez (US) 134	9. Canseco (KK) 82
10. Vina (CT) 28	10. J. Bell (KK) 131	10. McTemore (PR) 82

T.

A.

TOP 10 PITCHING STATISTICS

(min. 1 IP/game)
E.R.A. - Starter

MOST INNINGS PITCHED		RELIEF APPEARANCES			
1. Clemens (FV)	2.34	1. Maddux (FV)	275.2	1. Lowe (FV)	81
2. Maddux (TX)	2.61	2. Perez (US)	255.2	2. Reed (TX)	73
3. Hermanson (AS)	2.61	3. Erickson (JC)	254.1	3. Cook (FV)	70
4. P. Martinez (FV)	3.04	4. Moyer (JC)	250.0	4. Wandell (KK)	69
5. Smoltz (FV)	3.42	5. Clemens (FV)	250.0	5. Kline (FV)	68
6. Arrojio (SC)	3.62	6. Ashby (WS)	249.0	6. Yan (CT)	66
7. Park (FV)	3.66	7. Martinez (FV)	245.0	7. Quantrell (AS)	65
8. Harnisch (HP)	3.67	8. Moehler (WW)	241.0	8. Benitez (CT)	65
9. Moyer (JC)	3.67	9. Park (FV)	231.0	9. Rincon (AS)	65
10. Wood (PR)	3.68	10. Reynolds (AS)	229.2	10. Gomes (AS)	64

MOST WINS		MOST STRIKEOUTS		MOST WALKS	
1. Clemens (FV)	26	1. Martinez (FV)	281	1. Guzman (US)	115
2. P. Martinez (FV)	23	2. Clemens (FV)	258	2. Wood (PR)	104
3. Moyer (JC)	21	3. Wood (PR)	240	3. Alvarez (PR)	102
4. Park (TX)	19	4. Maddux (TX)	227	4. Wakertel (TX)	100
5. Maddux (TX)	19	5. Reynolds (AS)	207	5. Saunders (PR)	94
6. Erickson (JC)	19	6. Park (FV)	191	6. Schmidt (TX)	91
7. Arrojio (SC)	18	7. Leiter (WS)	188	7. Kile (AS)	91
8. Woodard (KK)	17	8. Guzman (WW)	175	8. Karl (AS)	90
9. Smoltz (FV)	17	9. Harnisch (HP)	173	9. Williams (WW)	89
10. Several tied at	15	10. Saunders (PR)	172	10. Trachsel (AS)	88

FIREMAN AWARD		PTS. W - L - S		WINNING % (min. 20 decisions)	
1. Hoffman (FV)	71	7-2-34	1. Clemens (FV)	26-5	0.839
2. Christiansen (KK)	61	3-6-35	2. Martinez (FV)	23-6	0.793
3. Howry (WW)	56	6-4-29	3. Moyer (JC)	21-7	0.750
4. Mantel (AS)	54	4-9-34	4. Park (FV)	19-7	0.731
5. Shaw (TX)	50	10-7-27	5. Smoltz (FV)	17-7	0.708
6. M. Maddux (JC)	46	6-2-22	6. Telmeco (SC)	15-7	0.682
7. Rivera (WS)	43	5-5-24	7. Woodard (KK)	17-8	0.680
8. Yan (CT)	37	7-9-24	8. Maddux (TX)	19-9	0.679
9. Byrd (SC)	36	0-3-21	9. Erickson (JC)	19-10	0.655
10. Taylor (SC)	35	3-2-18	10. Hermanson (AS)	15-8	0.652

NATIONAL LEAGUE - TEAM BY TEAM COMPARISONS

TEAM NAME	AVG.	AB	RUNS	HITS	2B	3B	HR	RBI	BB	SO	S8	CS	E
Farm. Valley	0.307	5591	1059	1718	350	42	338	1035	596	973	101	35	113
Jersey City	0.286	5702	1631	969	1631	41	274	925	530	956	118	42	67
Taxachusetts	0.280	5721	861	1600	363	24	238	811	544	987	49	25	124
Connecticut	0.280	5623	814	1572	284	39	175	767	604	1027	149	53	113
Wall Street	0.274	5526	782	1512	337	35	142	729	505	913	130	57	71
Klubbers	0.273	5571	888	1521	337	44	210	842	718	1099	124	36	90
Sliver City	0.264	5373	758	1419	245	40	147	712	589	863	164	50	71
Hazaraville	0.262	5635	815	1477	334	61	186	782	644	1050	141	43	102
Allyn Street	0.262	5583	716	1461	293	37	115	668	589	863	139	49	87
Windham	0.258	5318	700	1371	297	39	160	640	540	917	77	37	97
US Jarheads	0.240	5480	677	1317	292	34	189	628	570	1215	115	39	93
Phoenix	0.237	5355	547	1267	224	29	127	519	479	957	73	27	110

FINAL STATISTICS

Player	G	AB	R	H	2B	3B	HR	RBI	BB	SO	SB	CS	HBP	E	GW	BA
Anderson C.	151	583	60	147	41	8	12	67	22	96	8	5			3	.286
Bell Dr	121	349	39	92	20	1	9	35	14	49					8	.264
Burnitz	157	581	90	136	25	1	45	99	66	157	3	4			4	.234
Zabner	110	261	33	68	13	5	4	20	16	21	3	4			5	.264
Castro	121	215	23	46	11	2	11	16	31						9	.214
Christenson	135	316	37	64	19	1	3	24	32	90	2	1			4	.203
Churtis	148	454	59	100	14	2	6	72	92	13	10				4	.219
Fontvoe	69	119	11	37	16	1	1	17	5	18					3	.311
Pryman	153	553	71	135	38	2	26	80	42	139	8	7			12	.244
Iaba	118	211	29	31	8	3	3	19	75	69					2	.244
Kent	150	521	73	131	30	3	25	78	57	102	6	6			9	.251
Loekhart	102	233	27	49	7	5	19	23	29	1					5	.210
Radmanovich	30	66	5	11	4	1	2	2	2	33					3	.167
Rodriguez H.	123	387	52	92	13	2	33	68	49	134					3	.238
Spehr	41	75	8	16	4	2	5	17	15						2	.233
Tatum	45	50	12	16	2	5	12	6	18						5	.320
Trucker	56	107	10	17	5	1	2	8	11	38	3				5	.159
Klison D.	44	322	34	90	16	6	31	31	66						3	.280
Zuber	25	44	4	13	5	2	5	13	9						2	.295
Patrick	15	17	3	5	1	1	2	1	9						1	.294
Oth Pitchers	3	4													13	.000
Team Total	162	5480	677	1317	292	34	189	628	570	1215	115	39			93	.240

Team: 1999 US JARHEADS FINAL STATS

Series: 64-98 .395

Pitcher	W	L	SV	G	GS	CG	IP	R	ER	ERA	H	HR	BT	SO	SHO
Almanzar	1	1		3			4.2	3	3	5.79	5	1	1	4	
Bevill	1	1		25			25.1	16	14	4.97	22	4	9	28	
Busby	1	5		11	10		51	40	36	6.35	68	11	21	36	
Darsenbourg	6	3		6	57		68	18	16	2.12	42	7	23	63	
Dessens	1	6		18	6		69	56	43	5.61	85	18	26	40	
Esobar	5	6		6	6		73.1	30	27	3.31	66	2	35	56	21
Gonzalez, J.	6	7		20	20	2	121	75	70	5.21	151	12	49	79	
Guzman	14	16		34	34	5	226.2	130	108	4.29	208	21	115	175	
Henry Dr.	1	1		1	38		72	29	27	3.38	67	6	34	48	
LeVine	1	1		1	21		50	25	25	4.50	63	6	8	12	
Mahay	1	1		1	6		5.2	2	2	3.18	5	0	3	0	
Danna	4	3		5	31		72	38	36	4.50	49	11	44	79	
Patrick	2	13		18	18		72.1	94	86	9.16	128	18	37	40	
Pisciotto															
Perez C.	13	11		36	36	1	255.2	128	120	4.22	276	29	77	117	
Rosado	9	17		31	31		186	120	108	5.23	193	29	67	116	
Telford	1	8		13	63		88.1	52	45	4.51	97	15	46	48	
Valdes M.															

B

S

Comp
822...

TEAM NAME	E.R.A.	IP	RUNS	ER	H	HR	BB	SO	W	L	S	SHO	CG
Farm Valley	3.60	1470	617	588	1346	143	437	1376	117	45	43	8	19
Jersey City	4.14	1451	715	667	1438	190	435	962	101	61	47	10	21
Allyn Street	4.17	1444	726	669	1479	153	579	1166	81	81	54	7	15
Taxachusetts	4.27	1451	772	689	1456	177	575	1011	84	78	43	5	25
Windham	4.29	1423	743	678	1436	172	501	760	80	82	37	1	3
Klubbers	4.53	1441	794	726	1585	156	451	996	94	68	50	1	9
Connecticut	4.61	1439	813	737	1453	225	621	875	83	79	37	4	11
US Jarheads	4.77	1444	856	766	1525	190	595	941	64	98	34	5	10
Wall Street	5.00	1406	822	781	1473	178	618	1070	83	79	34	2	24
Silver City	5.02	1405	844	783	1498	230	508	879	73	89	47	8	11
Hazardville	5.07	1440	891	811	1544	229	547	929	73	89	33	3	17
Phoenix	5.21	1409	891	815	1571	206	691	1085	50	112	27	2	16

NATIONAL LEAGUE - TEAM LEADERS

TEAM AVERAGE

1. Farm Valley .307
2. Jersey City .286
3. Connecticut .280
3. Taxachusetts .280
5. Wall Street .274

HOMERUNS

1. Farm Valley 338
2. Jersey City 274
3. Taxachusetts 238
4. Klubbers 210
5. U.S.Jarheads 189

RUNS SCORED

1. Farm Valley 1,059
2. Jersey City 969
3. Klubbers 888
4. Taxachusetts 861
5. Hazardville 815

STOLEN BASES

1. Silver City 164
2. Connecticut 149
3. Hazardville 141
4. Allyn Street 139
5. Wall Street 130

WALKS

1. U.S.Jarheads 1,215
2. Klubbers 1,099
3. Hazardville 1,050
4. Connecticut 1,027
5. Taxachusetts 987

STRIKEOUTS

1. Farm Valley 617
2. Jersey City 715
3. Allyn Street 726
4. Windham 743
5. Taxachusetts 772

EARNED RUN AVERAGE

1. Farm Valley 3.60
2. Jersey City 4.14
3. Allyn Street 4.17
4. Taxachusetts 4.27
5. Windham 4.29

LEAST WALKS ALLOWED

1. Jersey City 435
2. Farm Valley 437
3. Klubbers 451
4. Windham 501
5. Silver City 508

LEAST HR'S ALLOWED

1. Farm Valley 143
2. Allyn Street 153
3. Klubbers 156
4. Windham 172
5. Taxachusetts 177

C.

HAZARDVILLE	ave	oba	slug	g	ab	r	h	rbi	d	t	hr	bb	so	sb	cs	e	card	110%	rem	
Beltran,C	.357	.400	.500	9	14	1	5	1	2	0	0	1	3	0	0	0	1	58	64	50
Dalesandro,M	.333	.333	.333	8	15	0	5	2	0	0	0	0	3	0	0	0	0	67	74	59
Olerud,J	.411	.495	.156	598	96	196	81	37	3	19	85	87	2	0	0	1	557	613	15	
Bagnell,J	.447	.574	.160	563	124	174	111	33	4	36	141	108	19	7	4	540	594	31		
Abreu,B	.372	.475	.129	505	84	144	55	38	6	15	70	129	33	9	10	497	547	42		
Sanders,R	.341	.341	.533	110	274	47	77	46	8	5	17	25	70	13	3	5	481	529	255	
Rolen,S	.274	.373	.540	161	598	104	164	126	51	6	32	94	143	15	8	14	601	661	44	
DeLucci,D	.329	.430	.132	414	47	112	47	12	15	8	36	112	0	1	5	416	458	63		
Green,S	.269	.319	.501	137	513	75	138	108	30	4	27	38	125	27	2	3	630	693	180	
Jackson,D	.256	.304	.337	62	172	15	44	19	14	0	12	20	1	0	2	204	224	52		
Dunwoody,T	.400	.230	.5	4	0	0	0	0	0	0	0	0	2	0	0	434	477	473		
Disarcina,G	.237	.269	.334	160	587	56	139	61	33	6	4	26	64	15	9	17	551	606	19	
Catalanotto,P	.289	.349	.45	106	16	25	9	2	2	0	2	8	15	1	1	6	213	234	128	
Grisson,M	.221	.243	.309	33	68	11	15	9	4	1	0	2	6	0	0	542	596	528		
Alomar,S	.204	.240	.313	126	387	33	79	21	21	6	3	18	40	0	2	409	450	63		
Valentin,J	.202	.287	.379	153	588	87	119	64	38	3	20	70	81	4	1	22	588	647	59	
Lampkin,T	.197	.261	.306	71	183	15	36	21	11	0	3	16	37	4	2	3	216	238	55	
Bourmigal,R	.105	.128	.105	39	38	3	4	1	0	0	0	0	1	3	1	0	209	230	192	
Tejada,M	.0	.0	.0	8	1	0	0	0	0	0	0	0	0	2	0	0	365	402	394	
Pitchers	.0	.0	.0	2	0	0	0	0	0	0	0	0	0	0	0	0	0	0	7	
TOTALS	.262	.338	.442	162	5635	815	1477	782	334	61	186	644	1050	141	43	102				

Pitcher	era	w	l	s	pct	g	gs	cg	ip	h	hra	r	er	bb	k	sho	pts	card	110%	rem
DeLeon,Mike	2.12	0	0	1	---	7	0	0	17.00	15	1	4	4	9	7	2	74	81	64.0	
Miceli,Danny	2.19	4	1	4	.800	41	0	0	65.67	52	4	22	16	19	50	10	73	80	14.3	
Spredlin,Jerry	2.65	4	5	15	.444	53	0	0	74.67	57	9	29	22	23	76	24	82	90	15.3	
Wall,Donne	2.85	7	5	3	.583	38	0	0	72.67	50	5	28	23	35	61	3	70	77	4.3	
Painter,Lance	3.00	0	0	0	.000	7	0	0	6.00	6	0	3	2	7	5	-2	47	52	46.0	
Harnisch,Pete*	3.67	13	11	0	.542	32	32	2	225.67	189	30	99	92	82	173	1	209	230	4.3	
Plesac,Dan	3.99	2	2	3	.500	31	0	0	38.33	27	4	17	17	19	37	4	50	55	16.7	
Sims,Bill	4.09	4	3	6	.571	44	0	0	61.67	51	13	29	28	19	37	10	71	78	16.3	
Washburn,Jarro	4.82	2	3	1	.400	34	0	0	71.00	75	14	41	38	24	53	-2	74	81	10.0	
Loaiza,Esteban	4.90	11	9	0	.550	27	27	2	165.33	197	23	101	90	49	103	171	188	22.7		
Haynes,Jimmy	5.47	10	11	0	.476	30	30	3	192.33	231	30	129	117	86	109	194	213	20.7		
Wright,James*	6.38	6	8	0	.429	22	22	3	134.00	172	22	102	95	62	58	206	227	91.0		
Hentgen,Pat	6.97	8	14	0	.364	27	27	1	164.00	202	36	136	127	72	89	178	196	32.0		
Teaksbury,Bob	7.38	2	15	0	.118	22	22	6	144.00	195	36	129	118	29	62	148	163	19.0		
Wohlers,Mark	13.50	0	0	0	---	2	0	0	1.33	3	0	2	2	0	2	0	20	22	20.7	
Pittsley,Jim	21.60	0	0	0	---	3	0	0	3.33	10	2	8	8	4	5	0	68	75	71.7	
Cloude,Ken	23.15	0	0	0	---	1	1	0	3.33	7	0	6	6	6	1	155	171	168.7		
Fontenot,Joe	162.16	0	1	0	.000	1	1	0	0.33	5	0	6	6	2	1	43	47	46.7		
Team	---	---	---	---	---	---	---	---	---	---	---	---	---	---	---	---	---	---	---	
TOTALS	5.07	73	89	33	.451	422	162	17	1439.67	1544	229	891	811	547	929	3	49			

R.

G-EILES - G-Men finish with their 2nd-best record ever, going 101-61. Vinny made a strong bid for MVP, ending up with 60 HR's, the second highest in team history (Gaetti hit 69, a then-FBN record in 1996), a .292 average, 140 RBI, and 122 runs. Eric Davis also made a case for himself, winning the NL Batting Title with a .356 average, 42 HR's and 113 RBI.

Scott Erickson fell just short of another 20 win season, going 19-10. Jamie Moyer did end up going 21-7.
We're looking forward to our 3rd playoffs in the 6 year history of the franchise, having to face the supposedly overdue Taxmen. It should be a good battle.

DEVIL DOODELES - Despite finishing the season with a 5 game sweep of Phoenix, the Blue Devils still ended 1999 with their worst record in franchise history at 63-79. However, the sweep did enable Connecticut to continue their record of NEVER finishing a season below .500 in 13 years!!

The defending FBN Champs showed no chance throughout the season of being competitive for a playoff spot. Injuries to Matt Morris and Mike Morgan hampered their season and took a toll on the starting staff's depth. Morris made only 18 starts finishing at 7-7. Mike Morgan had another successful seasr, going 12-4 4.63 but was limited to 128 innings. Meanwhile, the pressure fell on Mike Hampton's shoulders and he suffered through a 9-16 season although having a respectable 4.78 ERA. Rookie Esteban Yan notched 24 saves from the pen but also lost 9 games. The Blue Devils are hoping haru-throwing Armando Benitez will move up to the closer role in 2000.

Offensively, the "Big 3" - Williams, Martinez and Mondesi - all had good seasons again but simply not as productive as 1998. Benitez batted .342, scored 103 runs and blasted 35 HR's but only had 88 RBI. Mondesi knocked in 114 runs with 36 dingers but batted only .267. Tino Martinez was consistent all year, batting .271 with 35 HR's but couldn't crack the 100 mark in runs(96) or RBI(93). Edgardo Alfonzo was somewhat of a disappointment, regressing from his .315 season in 1998 - he batted only .269 with only 12 HR's and 63 RBI. Big things are expected from "Forzie" next year.

The model 2000 Connecticut Blue Devils, at this moment, look like this:

- RF - Mondesi
- CF - Williams
- LF - Jenkins
- 1B - Martinez
- 2B - Alfonzo
- SS - Renteria
- 3B - Aaron Boone
- C - Taubensee/Steinbach
- DH - ?? a mixture

- Rotation:
- 1) Hampton
 - 2) Irabu
 - 3) Anderson
 - 4) ??? (Ogea - usgghh)
 - 5) ???
- Bullpen:
- Closer - Benitez
 - Set-up - Remlinger
 - Lefty - Cormier
 - Middle - Adams

Oviciously, the starting rotation needs work so off-season trades or the draft will desperately be utilized. The bullpen should be solid and the line-up should be fine offensively. Looking forward to next year

PLAYERS	GA		R	H	D	T	HR	RBI	BB	K	SB	CS	E	AVE	OBP	SLG	LEFT
	AB	IP															
1 Moea	154	606	109	148	37	3	24	72	99	113	24	5	4	244	318	434	1
2 Lansing	156	619	84	158	39	2	13	56	42	89	5	7	8	271	318	404	23
3 Garcia	157	593	92	170	40	7	22	92	89	50	3	1	6	283	377	488	62
4 Bonilla	122	346	44	88	16	2	17	53	40	57	0	2	16	254	332	460	20
5 O'Leary	109	294	34	66	15	8	13	47	16	38	0	0	0	249	341	542	0
6 Strawberry	116	325	55	81	13	2	26	68	45	105	2	1	0	249	341	542	0
7 Clayton	158	549	70	117	25	5	7	32	51	93	19	10	22	213	280	315	42
8 Widger	145	459	43	121	26	4	16	70	27	90	5	4	10	284	305	442	0
9 Odonez	128	389	46	106	14	2	10	57	17	43	5	1	2	272	303	396	200
10 Bragg	128	394	43	96	28	2	2	26	50	100	3	1	1	244	329	340	56
11 Santangelo	70	161	27	50	12	1	2	15	22	24	2	1	3	311	393	435	0
12 Alexander	106	200	13	34	6	1	1	8	15	42	0	2	3	170	228	225	90
13 O'Brien	10	17	3	5	2	0	0	2	2	2	0	0	0	294	368	412	129
14 Oliver	43	71	7	18	5	0	1	3	4	12	0	0	0	254	293	366	193
15 Anderson	28	33	4	10	6	0	0	4	3	8	4	0	0	303	439	485	14
16 Moulton	11	27	2	7	3	0	0	0	0	0	0	0	0	259	333	370	213
17 Hubbard	88	229	26	68	10	2	6	29	26	47	9	2	0	288	361	428	0
18 Gonzalez	2	1	0	0	0	0	0	0	0	0	0	0	0	0	0	0	335
19 Barbee	6	4	0	0	0	0	0	0	0	0	0	0	0	0	0	0	325
20 Pitchers	2	1	0	0	0	0	0	0	0	0	0	0	0	0	0	0	401
21																	43
22																	57
23																	108
24																	108
TEAM	GA	AB	R	H	D	T	HR	RBI	BB	K	SB	CS	E	AVE	OBP	SLG	LEFT
TOTALS	162	5318	700	1371	297	39	160	640	540	917	77	37	97	258	326	419	
PITCHERS	GA	IP	H	W	L	SA	PER	K	BB	R	ER	HR	GS	CG	SHO	ERA	LEFT
1 Williams	39	229	236	13	17	***	433	149	89	143	118	42	39	1	0	4.64	2
2 Moehler	39	243	251	13	15	***	464	115	58	122	114	20	40	0	0	4.26	2
3 Hawkins	36	208	238	10	13	***	435	86	64	105	94	27	37	0	0	4.07	1
4 Karl	37	208	255	13	16	***	467	97	90	147	141	30	37	2	1	6.1	3
5 Howry	47	59	38	6	4	28	600	57	27	18	17	6	0	0	0	2.59	0
6 Montgomery	42	62	48	7	2	1	778	54	21	18	18	9	0	0	0	2.61	0
7 Hernandez	44	64	36	8	4	4	667	36	28	15	14	4	0	0	0	1.97	0
8 Rodriguez	51	72	84	2	0	0	1000	34	23	37	37	5	0	0	0	4.63	1
9 Mohler	39	64.3	75	0	2	0	0	24	23	44	40	10	0	0	0	5.6	1.7
10 Harris	38	66	57	2	5	3	286	35	16	32	27	8	0	0	0	3.88	0
11 Mills	30	66.6	41	2	1	0	667	37	31	20	17	4	0	0	0	2.3	23.4
12 Aybar	5	21	12	2	1	0	1000	11	2	4	4	0	0	0	0	1.71	81
13 Wasdin	5	13.3	9	0	1	0	0	5	4	3	3	1	3	0	0	2.03	99.7
14 Slocumb	6	14	14	0	0	0	###	7	7	9	8	2	0	0	0	5.14	99
15 Powell	13	28	29	1	2	0	333	13	12	17	17	2	0	0	0	5.46	85
16 Rodriguez	4	6.6	13	0	0	0	###	0	6	9	9	2	3	0	0	12.3	106
17							###										
18							###										
TEAM	GA	IP	H	W	L	SA	PER	K	BB	R	ER	HR	GS	CG	SHO	ERA	LEFT
TOTALS	162	1423	1436	80	82	37	494	760	501	743	678	172	162	3	1	4.29	

D

Q

Primary Player Statistics For 1999 CONNECTICUT BLUE DEVILS Totals Aff r 162 Games

NAME	BAVG	GM	AB	R	H	2B	3B	HR	RBI	BB	SO	HB	SH	DP	SB	CS	E
T.Graffano	.429	7	7	1	3	1	0	0	2	1	0	0	0	0	0	0	0
T.Green	.409	9	22	4	9	1	0	1	3	2	9	0	0	0	0	0	0
B.Williams	.342	156	550	103	168	33	4	35	88	67	105	0	2	15	10	1	9
S.Halter	.333	6	9	3	3	0	0	0	0	0	2	0	0	0	0	0	0
E.Taubensee	.330	137	409	59	135	26	2	17	87	58	79	0	0	0	1	0	15
B.Smith	.316	107	256	35	112	3	3	27	31	77	1	0	1	3	0	0	0
F.Vina	.301	158	644	94	194	36	8	4	69	69	78	3	2	28	14	9	1
D.Ortiz	.276	110	297	38	82	24	0	8	50	36	85	0	1	0	0	1	0
E.Renteria	.272	153	545	65	148	17	2	5	51	42	79	2	3	2	15	24	0
T.Martinez	.271	160	584	96	158	34	4	35	93	66	110	1	0	1	0	11	0
E.Alfonzo	.269	159	592	85	159	22	3	12	63	79	74	1	0	0	6	4	12
R.Mondesi	.267	157	637	96	170	28	6	36	114	26	124	0	0	3	14	9	0
T.Steinbach	.243	99	173	18	42	11	3	2	21	15	28	0	0	0	0	0	3
C.Stynes	.243	134	305	39	74	11	1	5	35	43	26	0	0	0	3	4	4
W.McGee	.229	23	35	6	8	2	0	0	4	0	7	0	0	0	1	0	1
G.Jenkins	.227	34	75	11	17	4	0	3	9	5	21	0	0	1	0	0	0
B.Roberts	.226	98	239	32	54	8	2	1	15	32	35	1	0	0	18	1	5
F.Seguignol	.213	33	47	4	10	5	0	1	8	1	19	0	0	1	0	0	0
R.Rivera	.197	112	188	25	37	9	1	7	28	22	66	0	0	1	0	1	1
L.Sojo	.060	3	4	0	0	0	0	0	0	0	1	0	0	0	0	0	1
ALL PITCHERS	.000	162	5	0	0	0	0	0	0	0	2	0	0	0	0	0	16
TEAM TOTALS	.280	5623	814	1572	284	39	767	1027	9	15	149	113	5	15	58	58	113

Primary Player Statistics For 1999 SILVER CITY KNIGHTS Totals After 162 Games

NAME	BAVG	GM	AB	R	H	2B	3B	HR	RBI	BB	SO	HB	SH	DP	SB	CS	E
S.Monahan	.344	32	32	7	11	4	0	1	3	0	5	0	0	0	0	0	0
T.Helton	.320	158	572	84	183	41	1	28	112	53	60	9	0	12	2	1	9
D.Jeter	.317	158	634	116	201	20	15	23	106	55	111	4	2	10	24	4	9
S.Hattberg	.282	112	323	33	91	16	0	15	55	34	46	7	0	8	0	0	5
C.Ripken	.272	162	621	72	169	22	2	18	89	47	85	0	0	13	0	0	12
S.Stewart	.265	141	509	92	135	22	3	12	59	51	89	14	2	3	61	8	3
M.Lawton	.260	159	562	86	146	36	3	22	86	80	77	14	1	6	17	8	5
C.Baerga	.259	140	436	57	113	16	0	5	44	15	54	4	11	1	0	0	6
R.Jefferson	.259	61	174	20	45	3	5	23	12	29	1	0	4	0	0	0	0
S.Martinez	.256	31	78	10	20	11	0	0	7	11	15	2	0	1	0	0	4
T.Goodwin	.252	148	528	77	133	15	5	1	48	63	94	1	10	5	51	26	3
L.Collier	.218	55	179	23	39	5	4	2	16	11	35	3	1	6	2	1	0
J.Cruz Jr.	.209	115	287	42	60	10	1	9	29	51	75	0	0	10	5	1	1
S.Fasano	.203	66	74	8	15	3	1	2	9	4	13	5	3	2	1	1	2
J.Marzano	.171	45	117	10	20	2	0	3	13	12	15	8	1	3	0	0	1
P.Watkins	.157	66	134	14	21	3	1	1	7	7	37	2	1	5	1	0	1
C.Shipley	.150	68	113	7	17	6	1	0	6	4	23	5	3	3	0	0	5
ALL PITCHERS	.162	0	0	0	0	0	0	0	0	0	0	0	0	0	0	0	5
TEAM TOTALS	.264	162	5373	758	1419	40	712	510	863	35	164	164	102	71	164	50	71

NAME	ERA	W	L	PCT	G	GS	CG	SH	SV	IP	H	R	ER	HR	BB	SO	
M.Anderson	1.23	1	0	1.000	10	0	0	0	0	71.1	6	1	1	0	3	8	
P.Byrd	2.28	0	3	.000	40	1	0	0	21	51.1	46	14	13	5	13	24	
R.Springer	3.28	1	2	.333	24	0	0	0	2	35.2	30	13	13	1	14	33	
B.Taylor	3.30	3	2	.600	55	0	0	0	18	62.2	67	26	23	4	15	48	
R.Arrojo	3.62	18	11	.621	33	33	1	0	0	221.0	212	103	89	24	77	165	
R.Bottalico	3.86	0	0	-----	1	0	0	0	0	0	0	0	0	0	0	0	
A.Nelemaco	4.66	15	7	.682	25	25	1	1	0	158.1	172	86	82	24	41	75	
C.Ravano	4.79	7	10	.412	22	22	0	0	0	144.2	118	85	77	33	49	82	
Y.Ferez	5.27	1	3	.250	41	0	0	0	4	41.0	39	25	24	8	25	29	
J.Powell	5.59	1	5	.167	37	0	0	0	1	58.0	54	41	36	11	20	59	
K.Tapani	5.74	9	20	.310	33	33	5	2	0	221.0	261	149	141	40	76	129	
J.Baldwin	5.81	8	11	.421	26	26	0	0	0	161.0	207	112	104	27	55	110	
R.Garces	5.82	1	0	1.000	23	0	0	0	0	34.0	28	22	22	11	25	18	
M.Grace	6.00	1	1	.500	3	2	1	0	0	18.0	22	12	12	0	7	7	
J.Fargue	6.18	6	12	.333	18	18	3	1	0	115.0	142	84	79	21	42	66	
D.Springer	8.06	1	2	.333	38	0	0	0	1	73.2	91	70	66	21	46	23	
ALL NON-PITCHERS	-----	0	0	-----	0	0	0	0	0	0.0	0	0	0	0	0	0	
Team	-----	-----	-----	-----	-----	-----	-----	-----	-----	-----	-----	-----	-----	-----	-----	-----	-----
TEAM TOTALS	5.02	73	89	.451	162	11	8	1405.0	1498	844	230	508	879	230	508	879	

OVERALL RECORD - 73-89
 HOME RECORD - 38-43
 ROAD RECORD - 35-46
 LAST 10 2-8

K.

5.

Primary Player Statistics For 1999 Jersey City g-men After 162 Games

NAME	BAVG	GM	AB	R	H	2B	3B	HR	RBI	BB	SO	HB	SH	DP	SB	CS	E
R. Person	0.00	0	0	0	0	0	0	0	0	0.1	0	0	0	0	0	0	0
B. Boehrlinger	0.00	0	0	0	0	0	0	0	0	5.1	2	0	0	0	0	0	4
M. Maddux	2.77	6	2	.750	38	0	0	0	22	55.1	41	18	17	4	14	22	
M. Karchner	3.05	1	0	1.000	13	0	0	0	0	20.2	15	7	1	9	17		
O. Y. (ukrwak)	3.13	2	2	.500	27	0	0	0	4	46.0	29	19	16	6	22	48	
G. Olson	3.56	3	2	.600	40	0	0	0	3	60.2	53	25	24	8	17	50	
J. Moyer	3.67	21	7	.750	35	35	8	1	0	250.0	238	109	102	25	44	158	
K. Bottenfield	3.90	12	9	.571	27	25	2	0	1	147.2	146	74	64	25	54	97	
C. Reyes	4.12	2	3	.400	42	2	1	0	9	63.1	64	32	29	8	17	39	
G. Rusch	4.24	3	2	.600	46	2	1	0	1	63.2	58	30	30	7	24	39	
C. Carpenter	4.24	15	9	.625	31	30	2	1	0	193.0	181	95	91	26	84	141	
K. Hill	4.26	0	1	.000	1	1	0	0	0	6.1	6	3	3	1	5	3	
S. Erickson	4.46	19	10	.655	37	37	5	0	0	254.1	282	133	126	36	68	154	
J. Bruske	4.56	4	2	.667	46	0	0	0	1	49.1	56	29	25	4	12	25	
B. Sabberhagen	4.62	12	7	.632	27	27	2	0	0	159.2	184	90	82	27	26	81	
D. Reyes	5.04	1	5	.167	27	5	1	0	6	60.2	60	34	34	10	30	72	
A. Reyes	8.44	0	0	0	3	0	0	0	0	5.1	10	5	5	1	2	9	
J. Frascatore	10.80	0	0	0	10	0	0	0	0	10.0	13	12	12	1	4	3	
All Non-Pitchers	---	0	0	---	0	0	0	0	0	0.0	0	0	0	0	0	0	
Team	---	0	0	---	0	0	0	0	0	0.0	0	0	0	0	0	0	
TEAM TOTALS	4.14	101	61	.623	162	162	21	10	47	1451.2	1438	715	667	190	435	962	

NAME	ERA	W	L	PCT	G	GS	CG	SH	SV	IP	H	R	ER	HR	BB	SO
R. Person	0.00	0	0	---	1	0	0	0	0	0.1	0	0	0	0	0	0
B. Boehrlinger	0.00	0	0	---	3	0	0	0	0	5.1	2	0	0	0	0	4
M. Maddux	2.77	6	2	.750	38	0	0	0	22	55.1	41	18	17	4	14	22
M. Karchner	3.05	1	0	1.000	13	0	0	0	0	20.2	15	7	1	9	17	
O. Y. (ukrwak)	3.13	2	2	.500	27	0	0	0	4	46.0	29	19	16	6	22	48
G. Olson	3.56	3	2	.600	40	0	0	0	3	60.2	53	25	24	8	17	50
J. Moyer	3.67	21	7	.750	35	35	8	1	0	250.0	238	109	102	25	44	158
K. Bottenfield	3.90	12	9	.571	27	25	2	0	1	147.2	146	74	64	25	54	97
C. Reyes	4.12	2	3	.400	42	2	1	0	9	63.1	64	32	29	8	17	39
G. Rusch	4.24	3	2	.600	46	2	1	0	1	63.2	58	30	30	7	24	39
C. Carpenter	4.24	15	9	.625	31	30	2	1	0	193.0	181	95	91	26	84	141
K. Hill	4.26	0	1	.000	1	1	0	0	0	6.1	6	3	3	1	5	3
S. Erickson	4.46	19	10	.655	37	37	5	0	0	254.1	282	133	126	36	68	154
J. Bruske	4.56	4	2	.667	46	0	0	0	1	49.1	56	29	25	4	12	25
B. Sabberhagen	4.62	12	7	.632	27	27	2	0	0	159.2	184	90	82	27	26	81
D. Reyes	5.04	1	5	.167	27	5	1	0	6	60.2	60	34	34	10	30	72
A. Reyes	8.44	0	0	0	3	0	0	0	0	5.1	10	5	5	1	2	9
J. Frascatore	10.80	0	0	0	10	0	0	0	0	10.0	13	12	12	1	4	3
All Non-Pitchers	---	0	0	---	0	0	0	0	0	0.0	0	0	0	0	0	0
Team	---	0	0	---	0	0	0	0	0	0.0	0	0	0	0	0	0
TEAM TOTALS	4.14	101	61	.623	162	162	21	10	47	1451.2	1438	715	667	190	435	962

TEAM TOTALS 4.14 101 61 .623 162 162 21 10 47 1451.2 1438 715 667 190 435 962

H.

M.

CHIEFS	AVG	OBP	SLG	G	AB	R	H	D	T	HR	RBI	BB	SO	SB	CS	E
Bell	.293	.347	.490	159	665	96	195	42	1	29	103	55	147	9	4	7
Finley	.279	.345	.477	148	463	83	129	36	4	16	43	47	56	8	3	9
Young, K.	.283	.337	.516	158	562	93	159	41	3	28	87	46	119	11	2	20
Palmer	.268	.323	.497	161	612	101	164	22	2	38	93	50	128	1	2	20
Balms	.331	.405	.498	117	323	36	107	18	0	12	56	40	35	0	0	0
Boone	.276	.331	.451	162	588	89	162	50	2	38	96	49	103	0	0	0
Gonzalez, L.	.231	.307	.452	97	325	54	75	15	3	77	41	36	38	1	1	8
Mearns	.231	.275	.318	153	471	44	109	22	2	5	51	28	92	8	4	20
Hernandez, C.	.294	.351	.428	129	327	45	96	13	2	9	43	29	43	0	1	7
Nilsen	.299	.373	.520	95	204	27	61	15	0	10	37	24	31	0	0	2
Fletcher	.319	.361	.440	84	182	17	58	14	1	2	16	12	19	0	0	5
Blausler	.245	.385	.453	68	106	25	26	6	2	4	12	24	28	0	0	0
Randa	.260	.349	.486	97	73	13	19	4	1	3	12	10	9	2	0	1
Hammonds	.292	.389	.475	114	284	59	83	28	0	8	37	45	56	3	1	4
Carer	.262	.308	.508	103	256	34	67	10	1	17	45	17	36	1	0	4
Cangelosi	.253	.391	.293	46	75	15	19	3	0	0	17	9	9	0	0	2
Sanjago	.474	.565	.789	13	19	3	9	6	0	0	6	4	0	0	0	0
Fielder	.306	.390	.583	22	36	5	11	4	0	2	6	5	12	0	0	0
Morris	.327	.351	.418	35	110	11	38	10	0	0	18	4	16	0	0	0
Jackson, R.	.222	.222	.333	12	9	1	0	2	1	0	0	0	0	0	0	0
Dye	.0	.500	.889	7	9	1	5	3	0	0	3	0	1	0	0	0
Perez, Edu.	.556	.556	.889	7	9	1	5	3	0	0	3	0	1	0	0	0
Rivera, L.	.500	.500	.500	2	2	1	1	0	0	0	0	0	0	0	0	0
Peters, C.	.1000	.1000	.1000	3	3	1	1	0	0	0	0	0	0	0	0	0
Mulholland	.400	.438	.400	10	15	2	6	0	0	0	0	0	0	0	0	0
Maddux	.000	.000	.000	9	9	0	5	0	0	0	0	0	0	0	0	0
Rueter	.000	.000	.000	6	2	1	0	0	0	0	0	0	0	0	0	0
Mulholland	.000	.000	.000	0	1	0	0	0	0	0	0	0	0	0	0	0
pitchers	.000	.000	.000	0	1	0	0	0	0	0	0	0	0	0	0	0
TOTALS	.280	.342	.476	162	5721	861	1600	363	24	238	811	544	987	49	25	124

CHIEFS	ERA	W	L	SV	G	GS	CG	IP	H	R	ER	HR	BB	SO	HR	S	
Maddux, G.	2.61	19	9	0	39	5	275	213	236	91	80	76	227	11	1		
Belinda, S.	3.27	3	0	2	30	0	0	63	113	43	29	23	35	73	8		
Triffin, M.	3.54	5	5	8	54	0	0	86	113	97	34	34	57	4	0		
Shaw, J. J.	3.14	10	7	27	57	0	0	94	213	90	43	33	24	69	11		
Mulholland, T.	4.76	9	7	0	22	20	1	123	135	68	65	55	70	13	1		
Aldred, S.	4.81	2	2	1	40	0	0	24	113	23	14	13	10	13	1		
Read, S.	4.01	5	5	2	73	0	0	85	113	74	44	38	35	74	13		
Peters, C.	4.44	2	3	0	11	8	0	50	213	48	26	25	25	27	3		
Rueter, K.	5.06	5	12	0	22	22	7	138	213	157	88	78	54	75	18		
Wakelfield, T.	4.85	10	10	0	38	35	5	217	241	135	117	100	127	38	0		
Assemacher, P.	5.11	2	4	2	34	0	0	49	113	58	28	15	38	14	0		
Myers, M.	5.38	1	0	1	9	0	0	4	213	4	0	0	2	2	0		
Schmidt, J.	11.37	0	1	0	4	0	0	7	219	113	228	146	131	91	145	40	1
Rapp, P.	11.37	0	2	0	4	0	0	19	113	24	26	24	19	14	3	0	
TOTALS	4.27	84	78	43	162	25	1451.3	1458	772	889	575	1011	177	5	3	0	

KLUBBER KLIPS

Awright, kiddies, the season is over and it's time for your grades. As always, your grade is based on equal parts performance and expectation.

- Jay Bell F .206 9 41 Lost job to Cora mid-season.
- Jose Canseco B .237 53 119 Klub HR record but 171 K's.
- Luis Castillo B .205 1 8 .382 OBA, last time with more HR's than SB's.
- Joy Cora A .326 4 29 .424 OBA took Bell's job.
- Freddy Garcia F .204 4 22 Inexplicable power outage.
- Juan Gonzalez A .324 46 164 Best overall offensive season in Klub history.
- Rusty Greer A .310 14 100 112 R, most consistent Klubber.
- Crisy Hoiles B .256 13 41 Ends career with 193 HR's, 3rd on all-time list.
- Brian Hunter C .278 1 29 BA surprise, but 24 SB's not enough to keep of job.
- Stan Javier B .286 4 24 .365 OBA stole Hunter's job.
- Wally Joyner C .278 13 65 Too many LOB in 5th slot.
- Mark Loretta D .264 6 50 Hit 50 points below expectations.
- Jorge Posada B .275 17 62 Defense a revelation after years of Hoiles.
- Robin Ventura B .276 25 82 Comeback to near prior ability.

- Juan Acevedo B 7 4 4.04 Most talented starter but tired easily.
- Rick Aguiera A 5 2 2.28 Best season in years as middle reliever.
- Jason Christiansen B 3 6 4.48 35 SV's, with spectacular failures.
- John Franco F 1 2 6.91 Demoted to mop up by May.
- Buddy Groom A 4 0 2.74 Very effective lefty killer.
- Sterling Hitchcock B 14 9 5.34 Early bombings inflated ERA.
- Ramiro Mendoza B 8 8 4.41 Overcame 1-5 start, otherwise consistent.
- Kevin Millwood D 8 8 5.95 Lost starter spot, socked for 10 runs last game.
- Steve Parris C 3 1 4.21 Unspectacular long relief.
- Jose Silva A 6 3 4.17 Surprisingly successful rotation filler.
- Turk Wendell A 5 3 2.45 Super set up man.
- Steve Woodard A 17 8 4.18 Emerged as staff ace, most reliable starter.
- Masato Yoshi B 12 11 4.83 Effective early and late in season.

TES TO REMEMBER:

- 01, 1999 1. Send in any Rookie of the Year candidates from your team.
- 01 1. Voting Month.
- 20 1. Order the cards for SOM.
- 02, 2000 1. Winter Meetings open. Trading allowed until January 24.
- 21 1. Opening Day at SOM.
- 30 1. Winter Meetings close at 6PM Eastern Time. No trades can be announced until after the draft that is on the players card. List the batters and pitchers separately and in alphabetical order.
- 07 2. GM's e-mail or mail in their written draft instructions and the phone number that they will be at for draft day to the commissioner. Mark on the outside of the envelope "DRAFT INSTRUCTIONS". This envelope will only be opened at the draft if for some reason we can not reach you during the draft. Mail in written instructions even if you plan on being at the draft.
- 11 1. Commissioner mails out protected rosters and official draft order to GM's.
- 20 1. DRAFT DAY: The draft will start at 11:00AM. I will call you and let the phone ring twice and I then hang up. PLEASE DO NOT PICK UP THE PHONE. You will have two minutes to call back at 1-860-889-3813. Backup lines: 1-860-886-4382 and 1-860-889-3815. I will read off the players taken in front of you and you will have one minute to make your selection. We will again be using the buddy system. Or we will use AOL again if Glen and Rich can hook it up.
- 2. Preseason Trading period begins.
- 3. Commissioner hands out seasonal package including trade slips, manager directory and team schedule to the members at the draft.

Feb. 21

Feb. 22

Continued on p. 11

ALLYN STREET 89ERS 1999

No.	PLAYERS	GA	AB	R	H	D	T	HR	RBI	BB	K	SB	CS	E	AVE	OBP	SLG
1	Knoblauch	161	635	92	145	23	4	14	48	94	87	38	11	16	.228	.328	.343
2	Hamilton	161	575	90	178	30	4	5	60	89	70	17	5	0	.310	.411	.402
3	Mueller	150	475	57	122	18	3	5	45	70	73	1	2	7	.257	.352	.339
4	Williams	112	280	27	62	17	0	7	23	21	56	2	0	4	.221	.276	.357
5	McGriff	154	547	78	146	31	2	17	84	58	102	6	1	8	.270	.337	.424
6	Molitor	107	293	33	79	21	1	0	22	27	26	4	0	0	.267	.331	.348
7	Gullien	144	503	55	140	39	5	13	89	22	75	3	4	6	.278	.309	.453
8	Merced	94	244	20	69	9	3	7	35	19	35	0	1	3	.283	.335	.430
9	Mack	87	239	31	65	17	2	9	37	13	40	7	2	0	.272	.310	.473
10	Palmeiro	121	187	22	53	4	3	0	21	18	16	6	6	2	.283	.346	.337
11	Hidalgo	129	241	27	71	22	0	8	42	32	42	6	4	7	.295	.377	.485
12	Gilkey	48	94	14	27	5	0	3	25	17	14	1	1	0	.287	.396	.436
13	Vizcaino	137	263	38	73	9	2	5	37	29	51	8	6	3	.278	.349	.384
14	Arias	66	126	17	31	6	2	0	16	11	20	1	1	2	.246	.307	.325
15	Dunston	93	164	36	42	9	2	8	27	9	20	25	2	7	.256	.295	.482
9	Girardi	108	222	20	50	13	2	1	8	9	31	0	1	3	.225	.255	.315
17	Hughes	100	241	29	49	10	1	9	29	17	45	2	1	1	.203	.256	.365
18	Bako	26	56	6	13	2	0	0	2	11	0	0	1	0	.232	.259	.268
19	Matheny	21	27	3	6	0	0	2	6	6	4	0	0	1	.222	.364	.444
20	Ibanez	5	10	0	4	2	0	0	1	0	3	0	0	0	.400	.400	.600
21	Norton	30	25	2	5	2	0	0	1	0	8	1	0	1	.200	.200	.280
22	Nunez	20	36	7	7	2	1	1	3	9	10	9	0	4	.194	.356	.389
23	Brown.E.	16	26	2	6	0	0	0	2	0	8	0	0	0	.231	.231	.231
Trachsel	35	68	2	16	1	0	1	7	7	15	0	0	0	0	.235	.307	.294
Pitchers	162	6	8	2	1	1	1	1	12	333	####	####	####	####	####	####	####
TEAM	GA	AB	R	H	D	T	HR	RBI	BB	K	SB	CS	E	AVE	OBP	SLG	
TOTALS	162	5883	716	1481	293	37	115	668	589	863	139	49	87	262	.332	.389	
PITCHERS	GA	IP	H	W	L	SA	PER	R	ER	BB	K	HR	GS	CG	SHO	ERA	
24	Kile	36	198.3	247	10	16	####	385	143	135	91	130	25	36	4	1	6.13
25	Reynolds	38	229.6	262	15	10	####	600	126	109	60	207	27	38	2	2	4.27
26	Trachsel	36	227.3	242	12	15	####	444	129	120	88	157	28	36	4	0	4.86
27	Thomson	14	82.6	95	3	5	####	375	41	40	27	58	11	14	1	0	4.36
28	Martinez	19	111	74	10	3	####	769	36	34	58	107	10	19	0	2	2.76
29	Hemanson	57	206.6	167	15	8	5	652	68	60	56	163	17	16	3	20	2.61
30	Worrell	13	32.6	53	0	3	0	0	31	31	13	18	10	3	1	0	8.56
31	Mantel	61	62.6	57	4	9	34	308	25	23	35	71	6	####	3.31		
32	Rincon	65	50.3	41	1	4	5	200	25	22	25	41	4	####	3.94		
33	Quantrell	66	75.6	70	4	5	3	444	27	23	25	53	2	####	2.74		
34	Mickman	48	81.6	96	3	3	0	500	41	36	53	71	10	####	3.97		
35	Gomes	64	68	54	1	0	7	1000	26	26	34	64	1	####	3.44		
36	Jones	20	23	21	3	0	0	1000	10	10	14	20	2	####	3.91		
37	Hulton (NC)							####						####	####	####	####
TEAM	GA	IP	H	W	L	SA	PER	R	ER	BB	K	HR	GS	CG	SHO	ERA	
TOTALS	162	1444	1479	81	81	54	500	726	689	579	1166	153	162	15	7	4.17	

Page 1

P

HOW DO THOSE DRAFT PICKS LOOK NOW?

Hotlanta GM Jim Jalkiewicz was wondering the other day how some of the top FBN draft picks have done this year. Will any of these picks be big impacts in the FBN in the upcoming Y2K season? Were there any flops? So GM Jalkiewicz ordered his chief of scouting, Hellen Kelter, to issue an evaluation report. After many days of feeling her way around the league here is what Hellen had to say about last year's FBN first round selections.

Overall 14 position players and 10 pitchers were drafted in the first round. Ten position players will have 300+ AB's for the Y2K FBN season. Three players will have an immediate impact next season. They are Casey (C.S.), Beltran (Hazz.), and Glaus (C.S.). Several other players look like good prospects but are a year or two away from big seasons.

Three pitchers will impact the FBN next season. They are Elarton (F.V.), Hernandez (B.R.), and Mantel (A.S.). A few others will be middle of the road next year but have some potential.

Here is detailed review of the first round picks: #1) Drew (F.V.) - Slowed early on by injuries but obviously will be a good player in the future. #2) Wood (Phoen.) - OUCH! The serious arm injury wasier' Phoenix #1 pick. #3) Lee (Louisv.) - Can you say Ernie! Durazo (Bruno can't?) Lee's poor performance and Durazo's great showing makes you wonder about the future of what looked like a can't miss draft pick. #4) Arrojio (S.C.) - Loosely translated from Spanish to English, Arrojio means "Brian must have had a brain fart with this pick". With all the studs that went after this pick, oh well, that's draft day! #5) Elarton (F.V.) - Probably the best pitcher selected in the draft, short and long term. #6) Chavez (Louisv.) - Got off to a slow start but has picked up the offense over the latter part of the season. Looks like he will eventually be a good pick.

#7) Beltre (Hot.) - LA's full time 3B, decent stats this year. Should develop into a good player. #8) Pavano (S.C.) - Loosely translated from Italian to English, "brain fart". Just kidding Brian! Mediocore stats and plenty of innings this year but good potential. #9) Glaus (C.S.) - Low BA but plenty of power. Could be a 50 HR guy in the future. #10) Gonzalez (WV) - We like this kid, good glove and a decent hitter for a SS. Playing full time. #11) Beltran (Hazz.) - Having a great year, good BA and power. Great pick. #12) Giambi (Louisv.) - He got off to a late start due to injuries but looks like he will be a good hitter if he stays healthy.

#13) Cabrera (USD) - Jarheads had to draft a SS. Having middle of the road season for the Expos but slowed a by injuries. #14) Casey (C.S.) - A real stud, good pick! #15) Ramirez (KK) - Roland picked the best minor league player of the draft, great AAA stats. Hopefully the Pirates will call him up some day. #16) Hernandez (B.R.) - Having a pretty good year, lots of innings and a good ERA. You just have to wonder how many Cuban years equals a normal 365 day year. #17) Milton (Hot.) - We picked him only because we needed some innings and he actually is having a decent year. He should be the Possum #1 starter in Y2K. #18) Smith (CT) - A rare dud pick for GM Gineo. This pick makes Klee look good.

#19) Mantel (AS) - Bruno wanted a closer. Bruno got a closer and a good one at that. #20) Ponsen (Louisv.) - A good looking pick having a pretty good year for a poor Baltimore team. #21) Guillen (B.R.) - Another OUCH! Bad knee injury wiped out his season. Hopefully he can come back. #22) Hinch (Fio) - Thanks Mike, we were going to pick him but you forced us to pick Varitek. Damn! #23) Marlon Anderson (WV) - Pretty much the Phillies full time 2B but his stats are not too great. Need to give this guy some more time to see if he can develop. #24) Vasquez (FV) - He is getting innings for the Expos but won't bring too to the party for Farmington next year.

We have some honorable mentions for second round picks that are playing like first round picks. Ortiz (Louisv.), Konerko (MM), Sexson (Hot.), and Rucker (WS). So how do those brainstorm picks from February look now?

NOTE: ALL-STAR BALLOTS WILL BE IN THE NEXT ISSUE.

Player	Pos	AB	R	H	RBI	HR	ERA	W	L	IP	ERA	WHIP
Wolcott, B.	P	162	24	82	24	14	1406.1	822	781	178	52	566
Sodowsky, C.	P	17	1	50	1	1	82.2	50	14	14	2	38
Rucker, J.	P	35	1	18	1	1	37.2	18	14	4	0	23
Rivera, M.	P	50	2	34	2	2	64.1	34	33	78	4	25
Rhodes, A.	P	61	7	43	40	14	80.2	43	40	86	14	51
Petkovsek, M.	P	2	0	0	2	0	2.0	0	0	0	0	2
Pantagna, J.	P	17	1	10	10	1	19.2	10	10	17	1	10
* Ligtnerberg, K.	P	32	5	89	32	14	212.0	89	87	182	14	10
Letler, A.	P	62	1	58	58	12	86.2	58	58	92	12	4
Hasegawa, S.	P	15	6	154	138	241	215.2	154	138	241	34	8
Gardner, M.	P	38	1	44	43	15	54.2	44	43	65	15	1
Branley, J.	P	29	1	90	85	14	160.2	90	85	155	14	9
Bohanan, B.	P	26	3	102	99	27	140.2	102	99	172	27	5
Blair, W.	P	16	5	249.0	130	256	249.0	130	256	30	8	58
Ashby, A.	P	35	5	19	17	5	140.2	19	17	5	5	61
Patching	P	11	4	35	33	8	215.2	35	33	8	8	76
Bohanan, B.	P	9	8	29	29	1	160.2	29	29	1	9	68
Branley, J.	P	2	1	38	38	1	54.2	38	38	15	1	26
Gardner, M.	P	15	6	154	138	241	215.2	154	138	241	34	8
Hasegawa, S.	P	6	1	62	62	12	86.2	62	62	92	12	4
Letler, A.	P	14	10	89	87	14	212.0	89	87	182	14	10
* Ligtnerberg, K.	P	4	1	10	10	1	19.2	10	10	17	1	10
Pantagna, J.	P	17	1	10	10	1	19.2	10	10	17	1	10
Petkovsek, M.	P	2	0	0	2	0	2.0	0	0	0	0	2
Rhodes, A.	P	61	7	43	40	14	80.2	43	40	86	14	51
Rivera, M.	P	50	5	34	33	78	64.1	34	33	78	4	25
Rucker, J.	P	35	2	18	14	4	37.2	18	14	4	0	23
Sodowsky, C.	P	17	1	50	1	1	82.2	50	14	14	2	38
Wolcott, B.	P	162	24	82	24	14	1406.1	822	781	178	52	566
ERA		5.00		5.00								
Shut		1		1			4.57	27	27	10	1	10
WP		56		8			3.69	188	188	80	4	80
PO		9		1			6.03	77	77	48	4	48
Balk		15		2			6.33	74	74	61	5	61
				4			4.62	42	42	26	2	26
				1			4.46	0	0	0	0	0
				1			0.00	0	0	0	0	0
				4			4.46	0	0	0	0	0
				1			0.00	0	0	0	0	0
				1			4.57	27	27	10	1	10
				1			3.69	188	188	80	4	80
				1			6.03	77	77	48	4	48
				2			6.33	74	74	61	5	61
				4			4.62	42	42	26	2	26
				1			4.46	0	0	0	0	0
				1			0.00	0	0	0	0	0
				4			4.46	0	0	0	0	0
				1			0.00	0	0	0	0	0
				1			4.57	27	27	10	1	10
				1			3.69	188	188	80	4	80
				1			6.03	77	77	48	4	48
				2			6.33	74	74	61	5	61
				4			4.62	42	42	26	2	26
				1			4.46	0	0	0	0	0
				1			0.00	0	0	0	0	0
				4			4.46	0	0	0	0	0
				1			0.00	0	0	0	0	0
				1			4.57	27	27	10	1	10
				1			3.69	188	188	80	4	80
				1			6.03	77	77	48	4	48
				2			6.33	74	74	61	5	61
				4			4.62	42	42	26	2	26
				1			4.46	0	0	0	0	0
				1			0.00	0	0	0	0	0
				4			4.46	0	0	0	0	0
				1			0.00	0	0	0	0	0
				1			4.57	27	27	10	1	10
				1			3.69	188	188	80	4	80
				1			6.03	77	77	48	4	48
				2			6.33	74	74	61	5	61
				4			4.62	42	42	26	2	26
				1			4.46	0	0	0	0	0
				1			0.00	0	0	0	0	0
				4			4.46	0	0	0	0	0
				1			0.00	0	0	0	0	0
				1			4.57	27	27	10	1	10
				1			3.69	188	188	80	4	80
				1			6.03	77	77	48	4	48
				2			6.33	74	74	61	5	61
				4			4.62	42	42	26	2	26
				1			4.46	0	0	0	0	0
				1			0.00	0	0	0	0	0
				4			4.46	0	0	0	0	0
				1			0.00	0	0	0	0	0
				1			4.57	27	27	10	1	10
				1			3.69	188	188	80	4	80
				1			6.03	77	77	48	4	48
				2			6.33	74	74	61	5	61
				4			4.62	42	42	26	2	26
				1			4.46	0	0	0	0	0
				1			0.00	0	0	0	0	0
				4			4.46	0	0	0	0	0
				1			0.00	0	0	0	0	0
				1			4.57	27	27	10	1	10
				1			3.69	188	188	80	4	80
				1			6.03	77	77	48	4	48
				2			6.33	74	74	61	5	61
				4			4.62	42	42	26	2	26
				1			4.46	0	0	0	0	0
				1			0.00	0	0	0	0	0
				4			4.46	0	0	0	0	0
				1			0.00	0	0	0	0	0
				1			4.57	27	27	10	1	10
				1			3.69	188	188	80	4	80
				1			6.03	77	77	48	4	48
				2			6.33	74	74	61	5	61
				4			4.62	42	42	26	2	26
				1			4.46	0	0	0	0	0
				1			0.00	0	0	0	0	0
				4			4.46	0	0	0	0	0
				1			0.00	0	0	0	0	0
				1			4.57	27	27	10	1	10
				1			3.69	188	188	80	4	80
				1			6.03	77	77	48	4	48
				2			6.33	74	74	61	5	61
				4			4.62	42	42	26	2	26
				1			4.46	0	0	0	0	0
				1			0.00	0	0	0	0	0
				4			4.46	0	0	0	0	0
				1			0.00	0	0	0	0	0
				1			4.57	27	27	10	1	10
				1			3.69	188	188	80	4	80
				1			6.03	77	77	48	4	48
				2			6.33	74	74	61	5	61
				4			4.62	42	42	26	2	26
				1			4.46	0	0	0	0	0
				1			0.00	0	0	0	0	0
				4			4.46	0	0	0	0	0
				1			0.00	0	0	0	0	0
				1			4.57	27	27	10	1	10
				1			3.69	188	188	80	4	80
				1			6.03	77	77	48	4	48
				2			6.33	74	7			

continued from pg 1.. Bandits looking forward to 2000!

am still in search of a good back up catcher for Jason Kendall. I can play Phil Nevin at the position but would prefer to have him DH. Travis Lee will handle first base and Brad Fullmer neither one had a great season however they both are still 24 years old and should improve in years to come. Pokey Reese and his great defense will handle second base, which should be an improvement over last year's defense of Todd Walker. Desi Relaford will share short stop and Denny Hocking both switch hitters both should provide adequate defense for the Bandits. Fernando Tatis had a monster

“crown Jewell of the Bandits team Manny Ramirez .336 AV and 44 HR’s should be a very good cleanup hitter”

break out season hitting 295 with 34 HR’s and 21 SB will handle third base. Now the outfield, Alex Ochoa will share left field with Jason Giambi both will give me a very good left – right platoon. Doug Glanville gives me a 162 game centerfielder with

speed, defense and a very good OB average. Now for the crown Jewell of the Bandits team Manny Ramirez and his 336 average & 44 HR’s should be a very good clean up hitter.

Hope to see you in the playoffs in 2000!

INSIDE THE BAT PARK

(continued from below)

of second base which had 90, struck out a hundred times.

Good luck to everyone in the Playoffs!! GO AL EAST!!

DATES TO REMEMBER:

Nov. 01 1. Voting Month.
Dec. 20 1. Order the cards..

Jan. 02, 2000 - 1. Winter Meetings open. Trading allowed until January 24.

Jan. 21 - Opening Day at SOM.

Jan. 30 - 1. Winter Meetings close at 06:00pm Eastern Time. No trades can be announced until after the draft.

2. GM’s email or mail in protected rosters.

Feb 07 - Commissioner mails out protected rosters.

Feb. 11 - GM’s mail in draft instructions.

Feb 20 Draft Day 2000

Feb 21 - Non drafted players available.

Subject: Chiefs Chat

A statistical comparison of how Chief regulars did compared to their real life major league numbers.....


	AB	R	HITS	DOTR	HR	RBI	BB	SO
Dean	MLB 572	84	159	27	2	34	119	48
Palmer	FBN 612	101	164	22	2	38	93	50
Kevin	MLB 592	88	160	40	2	27	108	44
Young	FBN 562	93	159	41	3	28	87	46
Derek	MLB 630	111	198	41	2	22	108	51
Bell	FBN 665	96	195	42	1	29	103	55
Bret	MLB 583	76	155	38	1	24	95	48
Boone	FBN 588	89	162	50	2	38	96	49

continued from pg 4. Inside The Bat park -


steals, only 3 errors.
Buhner/Bulter/Goodwin: 547 AB’s, 22 homers 79 RBI’s 13 steals.
Brogn: 29 homers 106 RBI’s.
Henderson: 109R, 117W, 62 steals, 16 homers.
Petagine (Friek! Hold him high): .420 69AB’s 4 triples, 5 homers 18 walks & only 6K’s.
Johnson/Miller: 19HR 58RBI.

Gomez: The little guy that sits at the bottom of my lineup has started in 486 consecutive games has anyone had a player play in more consecutive? Solid offense and only made 10 errors all year. Trivia question: The last shortstop to start a game for the Bats was? Allen Trammell
Brocai: 43 saves

Sele: 17 Wins
Pettite: 16 Wins
Pitching was just solid all around, not good not bad, just kept me in games. Usual good numbers from the Batpen. Interesting stat: The Bats actually outthomered our opponents 185 to 178, without a 30 homerun guy. Every position I had with the exception (continue above)



Robert M. Bruno
 33 Stony Hill Drive
 Mystic, CT 06355

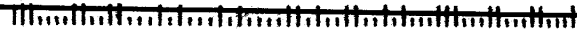


Bob Figella
 HAZARDVILLE POWER KEGS
 2900 Dover CT
 Windsor.CT. 06095

In This Issue...

News of the Fly-By-Night Baseball Association... The Best of SOM Baseball!!

06095-1487 20



Inside The Bat park - By Dave Sanborn

**“...bad fortune -
 good fortune,
 Rich Hamel has
 my number.
 ...my winning
 percentage
 against him has
 to be brutal..”**

Was a pretty good year for the Bats in 99. Our expectation was to reach .500 level, and we did 8 games better with winning 89 games. We were in the playoff hunt with Baton Rouge all year, but we knew the well was going to run dry as we hit the final month. The Silver Bullets were clearly the better team. The Bats had a chance to win 90 by just having to win 1 of the final 5 games against the always frus-

trating Psychics, and we were swept in five. If anyone has had the chance to play me face to face, I very rarely complain about rolls or outcomes due to chance because they usually balance out over the course of the game or season, but when it comes to bad fortune - good fortune, Rich Hamel has my number. I'm sure since I have been in the league my winning percentage against him has to be brutal, but his margin of victory in a lot of our games is minimal, and they consist of walk off homeruns, errors Triple

“1” rolls, gets me on a low e-rating, just excruciating circumstances. !##**\$%. Just needed to get that out of my system. The Bats had a very good “Team” year, lot of contributors on the roster, no superstars.
 NOTABLE NUMBERS:
 Brosius: .320 101Runs, 25Homers 123RBI's.
 Simms/Brown Combo: 565 AB's 120 Runs 185 H 45 D, 11 T, 34 HR 125 RBI's.
 Devo: .287 101 runs, 106RBI's 26 steals.
 Veras: solid offense, 29 (continued on page 3)