



Volume 25 Issue 10

Inside this newsletter:
Hog report,
More of the 89ER's,
RI note from Jim Jalutkewicz to
Rob Bruno.


Mailing Address Goes Here



*Dues must be in by July 31st.
\$20.00 for Active member.
\$5.00 for a backup member.*



THE FLY-BY-NIGHT BA



HOG LOG By Ed Griffin

As you may or may not have noticed, there's not been much news out of the

Hog camp this season. That's because there hasn't been anything to report

except for a growing pile of losses. It looks like the Hogs might sport our 20 game losers. Tomko, Wright, Hernandez and Colon are all well on

their way to that dubious mark. It's been bad pitching and no offense...bad combo....and very boring. This rebuilding stuff is for the birds.

Hopefully this will be the last major rebuild.

Thus far, it looks like the offense will be greatly improved next year.

Sean Casey, Ray Durham, Nefi Perez, Carl Everitt

(Continued on page 2)

89ERs visit Windham on Kevin McReynolds Day

Warrior management, drunks as they are, forgot that it was Kevin

McReynolds Day and left poor McReynolds standing out in the heat. 89ER management laugh at their stupidity! BUT, he

who laughs last laughs the lauddest as the 89ERS coming off a 6 road game winning streak run into a War Parry! Finally getting over .500 at 44-43, Allyn Street gets "scalped" at the Warriors losing all 4 to fall back to 3 games

under. "Kevin McReynolds "ghost" must be here watching over us", said Mgr Clemente.

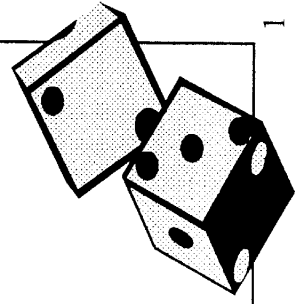
GM Mendez was seen with his "boys" under the buffet table smiling as the 89ERS left town with their heads in a basket!


(Continued on page 2)

INTRA-SQUAD GAMES HELP!

I received this note from Jim Jalutkewicz:

I've found it is a good idea to play a couple of intra-squad games against yourself strictly using your written instructions. You will find all kinds of mistakes. You can then correct the mistakes, improve your instructions and make it easier for the guy using the instructions.





DRAFT LOG CONTINUED...

(Continued from page 1)

...in particular is having a huge season. I think that with Casey, Ham, Perez and Glaus Hogs will have one of the best infields around for years to come. Catching looks like a sore spot, though Jorge Fabregas has been doing better lately. Glaus has been up and down, but I think he will be good long term. Bad news is that the season is a disaster. Less the young staff of



Francisco Cordova, Livan Hernandez, Jaret Wright, Brett Tomko and Bartolo Colon start to pick it up some the Hogs will still be a non-contender in 2000.

So far the big plan of picking up all these young studs has been a bust. But I can hope that at least some of these guys will start to show some improvement during the remainder of the season. I might have been mistaken to think that a bunch of 23 year old pitchers would develop into stoppers this early in their careers. (continued on pg 3)



Windham celebrates

(Continued from page 1)

getting swept by Windham on Wednesday, Yogi Berra might say: its like meeting your sweetheart for dinner only to find out your wife is at the next table having an affair with your best friend!

89ER NUMBERS: Merced .329 5HR 25RBI 143AB. Gilkey .321 .528 SLG 53AB. Hidalgo .299 5HR .520SLG 127AB.

Mack 1000 GA, McGriff 1600H, Reynolds 1000IP, Trachsel 600K.

More of the Hog Log....

(Continued from page 2)




In the 2000 draft I will likely concentrate on filling out the everyday corps. I'm not too optimistic about finding my catcher....I think I'll have to go with the patchwork approach for another year...but I do hope to get a slugging out fielder to compliment speedsters Cedeno and Everitt. I know its early, but my preliminary thoughts are that Mateo or Kapler might look fine in Hog gold and black. In any case, it looks to me like the draft is shaping up to be a stellar one. There are quite a few prospect types getting a lot of playing time and putting up decent numbers I hope everyone is having a fun year....I figure I've contributed to everyone's fun by not have anyone who can hit a home run on my team....more for everyone else!

Ratter Tidbits: Kerry Wood finally showed his pre-arm-explosion form when he shut out Caribou on 5 hits, 3 walks and 18K's. Obviously 18K's is a record for this franchise.

Maybe he will some day return to some of that form and still be an asset.

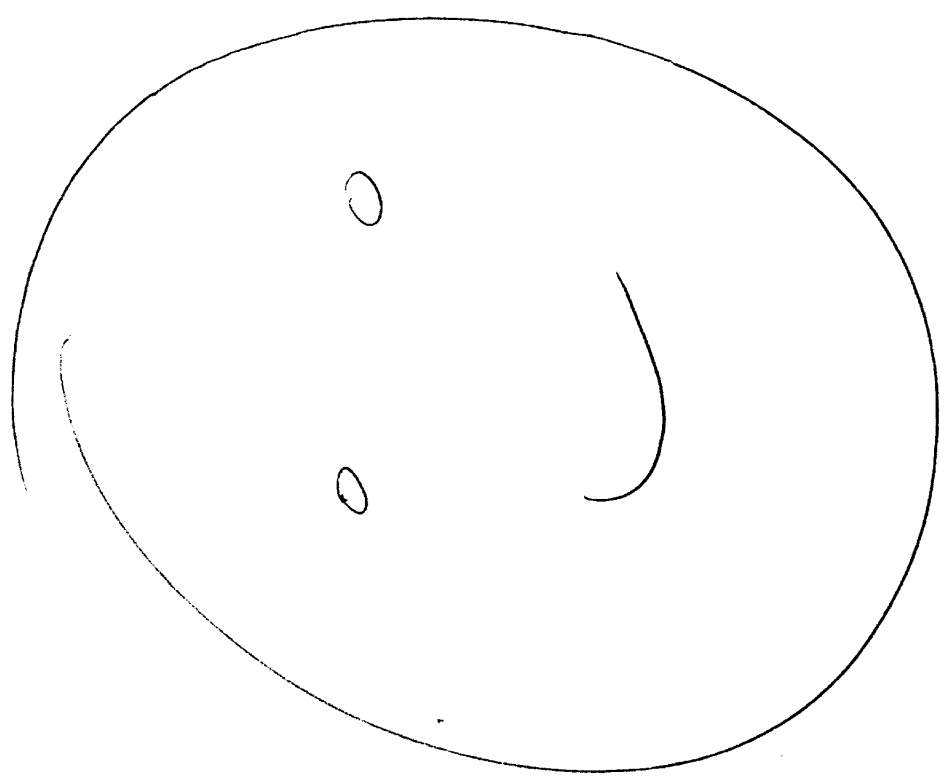
Klubber Kips: The entire Klubber organization was thrilled to death to find out that their first true star, Ryne Sandberg #98, was selected by the Society for American Baseball Research (SABR) as one of the Top 100 players of the Twentieth Century.

Perhaps intoxicated by a 17-3 run through the American League, GM and Owner-for-Life Klee and Manager Kramden sat down and determined the Greatest Klubbers of the Twentieth Century. After hours of often loud (see inside KUBBER KLIPS...)



NAME	BAVG	CM	AB	R	H	2B	3B	HR	RBI	BB	SO	HB	SH	DP	SB	CS	E
E. Taubensee	.369	69	195	29	72	12	1	10	46	34	38	0	0	0	1	0	11
B. Williams	.317	80	300	50	95	17	1	21	47	32	52	0	0	1	5	3	0
F. Vina	.304	83	332	41	101	15	5	1	34	34	37	3	0	1	16	9	7
C. Stynes	.288	64	146	24	42	7	0	2	15	27	15	0	0	0	6	1	1
R. Mondesi	.274	64	347	46	95	16	2	18	55	15	68	0	0	3	7	2	4
D. Ortiz	.272	52	151	15	41	11	0	4	27	9	51	0	0	0	0	0	0
E. Alfonso	.267	84	307	39	82	14	2	5	26	39	35	1	0	2	0	6	6
E. Renteria	.267	80	281	30	75	10	2	4	29	18	43	2	1	0	22	6	10
T. Martinez	.262	85	313	58	82	16	2	22	50	40	61	1	0	1	0	0	7
B. Smith	.259	57	135	17	35	4	1	2	12	17	41	0	0	0	3	0	0
W. McGee	.250	12	12	3	3	1	0	0	0	0	0	0	0	0	0	0	0
R. Rivera	.227	59	110	15	25	6	0	5	17	9	37	0	0	0	2	1	1
T. Steinbach	.220	58	160	9	22	8	1	2	11	10	15	0	0	0	0	0	2
B. Roberts	.210	60	157	21	33	5	1	1	8	18	24	1	0	0	11	1	2
F. Seguinol	.185	21	27	4	5	3	0	1	7	1	6	0	0	1	0	0	0
S. Halter	----	0	0	0	0	0	0	0	0	0	0	0	0	0	0	0	0
G. Jenkins	----	0	0	0	0	0	0	0	0	0	0	0	0	0	0	0	0
T. Greene	----	0	0	0	0	0	0	0	0	0	0	0	0	0	0	0	0
T. Graffanino	----	0	0	0	0	0	0	0	0	0	0	0	0	0	0	0	0
ALL PITCHERS	.000	85	2	0	0	0	0	0	0	0	1	0	0	0	0	0	11
TEAM TOTALS	.277	85	2915	401	808	18	145	98	384	303	525	8	1	8	76	23	62

NAME	ERA	W	L	PCT	C	GS	CG	SH	SV	IP	H	R	ER	HR	BB	SO
M. Remlinger	2.61	4	6	.400	27	1	0	0	0	58.2	43	19	17	5	33	48
C. McElroy	3.65	4	2	.667	30	0	0	0	7	37.0	34	16	15	3	16	38
E. Yan	3.89	1	2	.333	32	0	0	0	13	39.1	28	17	17	8	19	39
F. Heredia	4.15	2	0	1.000	28	0	0	0	0	17.1	14	8	8	2	18	16
M. Morris	4.31	3	4	.429	9	9	2	1	0	62.2	49	32	30	9	27	35
A. Benitez	4.37	1	1	.500	36	0	0	0	1	35.0	32	22	17	9	19	40
D. Stieb	4.46	4	1	.800	6	6	0	0	0	34.1	42	19	17	4	12	10
B. Anderson	4.73	9	8	.523	18	16	2	0	0	123.2	128	68	65	24	24	43
C. Castillo	4.83	4	4	.500	13	13	6	0	0	72.2	74	45	39	14	29	42
M. Hampton	4.98	4	12	.250	17	17	4	3	0	115.2	147	72	64	10	39	67
C. Ogea	5.08	1	1	.500	20	4	0	0	0	44.1	52	27	25	10	20	15
M. Morgan	5.59	2	3	.400	9	9	0	0	0	46.2	57	34	29	10	18	15
B. Florie	5.73	3	4	.429	10	8	0	0	0	48.2	49	33	31	10	32	31
T. Adams	7.71	0	1	.000	14	0	0	0	0	14.0	16	13	12	3	14	10
A. Alfonseca	----	0	0	----	0	0	0	0	0	0.0	0	0	0	0	0	0
ALL NON-PITCHERS	----	0	0	----	0	0	0	0	0	0.0	0	0	0	0	0	0
Team	----	0	0	----	0	0	0	0	0	0.0	0	0	0	0	0	0
TEAM TOTALS	4.63	43	42	.494	85	8	21	765	386	320	449	121	320	121	320	449



*

TRADED 2000 DRAFT PICKS:

Allyn Street: No draft picks traded.
Arsenal: No draft picks traded.
Baton Rouge: #1 to California. #3 to Yorktown
California: #1 to Windham. #3 to Caribou Street. Also, BR#1 to Windham.
Caribou Street: #3 to Baton Rouge. Also, KK#2 to ASI.
Connecticut: No draft picks traded
Farmington Valley: No draft picks traded
Florida: No draft picks traded
Hazardville: No draft picks traded
Hollanta: No draft picks traded
Jersey City: #1 to Caribou St. #3 to Wall Street.
Klee's #2: to Caribou St. #3 to Arsenal.
Lake Wobegon: #4 to Windham.
Louisville: #4 to YA. #5 to JC. TX#3 to KK.
MidMaine: No draft picks traded
Phoenix: #3 to Louisville
Plymouth: #1, #2, #3 to Allyn Street. #4 to Caribou Street.
Salem: No draft picks traded
Silver City: #2 to California.
Taxachusetts: #3 to Louisville. #5 to Wall Street.
US Jarheads: No draft picks traded
Wall Street: No draft picks traded
Windham: #3 to Lake Wobegon.
Yorktown: #1 to Baton Rouge. #2 to Caribou Street. #3 to Louisville. Also, BR#3 to LV.

This reports -BP's: Correction Arsenal 3, no report: to 1 day late 1/2.

Late RI or Stats: Late RI Salem 3 1/2 to JC and PR. Plymouth 3, no full stats to President. Farmington 5 days late, 2 1/2.

YTD -BP's: LW 6, PB 5, FS 5, SP 3 1/2, PR 3, FV 2 1/2, AG 2, SC 2, HT 2, BR 1.

League Notes:

Please pay your 2000 dues \$20 for active member. \$5 for backup members.
Phoenix changing team name in 2000 to Arizona Anielopes. "We have to change team names to try to get some luck."
New Backup Member: Ron Benoit 60 Meadow RD Woonsocket, RI 02185. RBenoitJR@AOL.COM

Submitted by Chris Gager.

Accused officer fired by sheriff

Timothy Smith is accused of vandalizing property and lying about it.

By SARAH RAGLAND

Staff Writer

A correctional officer at the Cumberland County Jail, accused of vandalizing a Portland man's property and then lying about it in an attempted cover-up, was fired Friday by Cumberland County Sheriff Mark Dion.

Timothy Smith, 37 of Old Orchard Beach, employed at the jail since 1993 and a high-ranking union official there, also is facing misdemeanor charges for criminal mischief and criminal conspiracy to the false public reports, sheriff's officials said. He has been served with a summons to appear in court next week.

Smith could not be reached for comment Friday afternoon. Sheriff's officials said the investigation began in the fall after a feud among former members of a Strat-O-Matic baseball league.

mustn't be into allegations of criminal behavior in Strat-O-Matic baseball leagues, which are akin to fantasy baseball leagues, participants manage teams that simulate real-life professional athletes and games.

"It's a hobby," Dion said. "And people have a lot of vested interest in how their teams perform." Smith's league broke down in action many because of, among other things, a disputed trade between teams within the league, as well as a controversial ruling by the league's "commissioner," sheriff's officials said.

Smith is accused of vandalizing the car of Johnny Booker, a league member, and spraying graffiti on and damaging the league's headquarters on Anderson Street, which was rented in Booker's name, according to police. The incidents took place between the fall of 1997 and the fall of 1998.

Booker has an unlisted phone number and could not be reached. Please see JAIL, page 3B

JAIL

Continued from Page 1B

for comment. Dion said Smith first admitted to some of the allegations, then later recanted, saying his brother was the vandal. Smith's brother was charged with filing a false report, Dion said.

"On one level, people may say it's infamously, all over a baseball league," Dion said. "But it matured into criminal behavior and heated emotions." Dion said as much as he is troubled by the vandalism, he is more troubled by what he sees as outright lying by the former correctional officer.

"I try to tell employees that they are allowed to make mistakes, but you can't lie. It hurts the integrity of the organization. This organization cannot tolerate lying," he said. "It may be a misdemeanor in criminal law, but it's a felony in organizational behavior."

Dion said one of his key challenges since taking office in January is improving the department's image, tarnished in recent years with criminal cases against jail workers. Last summer, a purchasing agent and a food-service supervisor were each convicted of theft, accused of bilking the county out of thousands of dollars by using coupons and credits intended for the county for their own benefit. In a third incident, a correctional officer pleaded guilty to accepting improper gifts after accepting \$400 to deliver goods to an inmate at the jail.

Meanwhile, Dion also is trying to improve the lagging morale of jail employees frustrated by chronic understaffing and wage issues. Dion said union officials were unsettled when told about Smith's dismissal, especially since Smith is the jail's union steward. However, he expects employees will understand his decision.

"They may have morale issues, but morale is a separate issue from honesty," he said. "This is about honesty."

Primary Player Statistics For 1999 Salem Psychics Totals After 87 Games

Table with columns: NAME, BAVG, GM, AB, R, H, 2B, 3B, HR, RBI, BB, SO, HB, SH, DP, SB, CS, E. Lists player statistics for Salem Psychics.

TEAM TOTALS 277 87 3021 838 12 476 305 627 14 51 22 5

[1]Primary Player Statistics For 1999 Silver City Knights Totals After 77 Games

Table with columns: [1]NAME, BAVG, GM, AB, R, H, 2B, 3B, HR, RBI, BB, SO, HB, SH, DP, SB, CS, E. Lists player statistics for Silver City Knights.

TEAM TOTALS 250 2578 645 18 323 426 21 87 38

Table with columns: NAME, ERA, W, L, PCT, G, GS, CG, SH, SV, IP, H, R, ER, HR, BB, SO. Lists pitcher statistics for Salem Psychics.

TEAM TOTALS 3.79 54 33 .621 87 15 28 781.1 358 101 212 583

Table with columns: [1]NAME, ERA, W, L, PCT, G, GS, CG, SH, SV, IP, H, R, ER, HR, BB, SO. Lists pitcher statistics for Silver City Knights.

TEAM TOTALS 5.29 43 77 6 24 723 398 255

HOTLANTA POSSUMS
 GAMES TO GO 89
 73

HITTERS	G	AB	R	H	REI	D	T	HR	BB	HBP	K	SB	CS	E	BA	OBA	SLG
B. Giles	56	105	20	21	12	3	0	1	5	7	0	6	3	4	0.389	0.459	0.463
G. Williams	53	133	28	36	12	1	0	10	6	1	19	0	0	0.345	0.373	0.514	
R. Seaton	48	115	30	36	12	9	0	7	7	3	35	5	3	0.323	0.357	0.654	
T. Workack	66	188	32	58	16	7	1	10	10	3	32	30	3	0.333	0.369	0.574	
K. Sefcik	55	109	16	31	11	2	3	2	13	2	20	7	1	0.298	0.333	0.346	
M. Benard	79	177	22	50	21	11	3	15	28	4	27	10	10	0.282	0.355	0.362	
T. Clark	83	310	43	87	18	14	2	19	19	1	82	6	3	0.281	0.342	0.464	
M. Caffo	78	172	18	48	18	9	4	2	4	3	14	6	3	0.279	0.307	0.413	
B. Greene	88	275	43	76	34	15	3	6	52	2	55	5	1	0.276	0.395	0.418	
E. Varitek	33	79	10	21	9	6	0	13	28	1	68	5	0	0.268	0.327	0.428	
D. Mayne	42	129	12	34	11	2	0	2	4	1	13	1	0	0.264	0.310	0.416	
A. Jones	89	331	43	83	45	26	9	14	11	1	21	1	0	0.251	0.287	0.492	
R. Gutierrez	88	336	44	81	31	17	1	2	27	8	76	6	3	0.225	0.313	0.315	
S. Andrews	88	280	35	63	38	18	0	11	34	0	79	9	10	0.226	0.309	0.418	
A. Belte	0	0	0	0	0	0	0	0	0	0	0	0	0	ERR	ERR	ERR	
K. Garcia	0	0	0	0	0	0	0	0	0	0	0	0	0	ERR	ERR	ERR	
K. Stocker	0	0	0	0	0	0	0	0	0	0	0	0	0	ERR	ERR	ERR	
Pitchers	1	0	0	0	0	0	0	0	0	0	0	0	0	ERR	ERR	ERR	
TOTALS	3125	436	865	407	159	26	92	285	30	638	72	37	74	0.274	0.336	0.429	

PITCHERS	W	L	SV	G	GS	CG	IP	R	ER	ERA	H	HR	BB	HBP	K	SHO	PCT	REL
C. Bradford	1	1	3	11	0	0	157.6	6	4	2.30	12	1	4	1	7	0	0.500	5
T. Miller	2	1	4	17	0	0	233.10	6	2	2.31	21	0	11	2	14	0	0.667	8
R. Shanfer	1	0	0	14	0	0	230	14	10	3.91	22	4	18	2	20	0	1.000	1
J. Thompson	6	10	0	22	6	143	85	79	4	4.96	162	13	45	5	99	0	0.375	-14
M. Straka	9	4	0	18	5	126	78	70	7	4.98	169	18	35	10	68	1	0.692	-1
J. Santana	2	4	3	27	4	0	74.7	48	42	5.32	74	10	38	4	39	0	0.482	-10
R. Seanez	4	2	1	20	0	0	23.7	15	14	5.32	22	3	16	1	27	0	0.800	8
E. Milton	2	1	3	18	0	0	96.0	70	62	5.81	116	14	42	6	59	0	0.286	-2
F. Rodriguez	2	2	1	25	0	0	43.7	33	30	6.18	65	3	17	2	33	0	0.967	-2
D. Osborne	2	8	0	12	1	0	72.7	80	50	6.19	88	16	33	4	46	0	0.482	-16
S. Estes	4	4	1	15	15	2	88.0	76	68	6.96	109	11	59	4	73	0	0.364	-10
E. Guardado	3	1	4	40	0	0	32.7	31	30	8.27	45	6	18	0	28	0	0.750	9
H. Carrasco	0	2	0	16	0	0	28.7	32	25	10.17	46	4	21	0	21	0	0.900	-2
M. Suzuki	0	0	0	0	0	0	0.0	0	0	ERR	0	0	0	0	0	0	ERR	0
M. Holz	0	0	0	0	0	0	0.0	0	0	ERR	0	0	0	0	0	0	ERR	0
J. Navarro	0	0	0	0	0	0	0.0	0	0	ERR	0	0	0	0	0	0	ERR	0
Team	0	0	0	0	0	0	0.0	0	0	ERR	0	0	0	0	0	0	ERR	0
TOTALS	38	51	19	89	15	788.7	556	494	5.64	932	103	358	41	535	3	0.427	0	

NAME	BAVG	GM	AB	R	H	2B	3B	HR	RBI	BB	SO	HB	SH	DP	SB	CS	E
J. Cangelosi	.304	37	102	16	31	3	0	0	5	11	19	0	3	3	2	4	2
D. Bichette	.287	89	345	35	99	12	1	14	41	11	37	0	0	8	11	2	0
F. Perez	.265	43	136	12	36	6	0	4	16	6	26	0	0	3	0	0	3
R. Becker	.260	33	100	9	26	3	1	2	8	17	27	2	1	0	0	0	0
R. Coomer	.250	88	292	28	73	9	2	12	41	7	40	0	2	7	0	0	4
D. Baulista	.237	14	38	5	9	3	0	2	4	3	7	0	0	1	0	0	0
M. Grudzielanek	.235	88	306	27	72	13	0	6	30	3	35	6	5	6	2	17	8
M. McLemore	.213	89	286	25	61	14	1	4	26	46	34	0	12	6	5	0	8
J. King	.206	89	315	33	65	11	0	9	28	34	48	1	0	7	0	1	5
P. Sorrento	.203	30	69	7	14	3	2	0	5	12	12	0	0	1	0	0	0
M. Walbeck	.192	47	156	17	30	12	0	5	11	9	31	1	0	5	0	0	0
J. Corinne	.191	74	272	18	52	6	5	0	12	16	63	3	5	1	0	0	4
R. Winn	.175	28	40	3	7	0	0	1	2	5	13	0	1	1	0	0	2
D. Berg	.149	50	121	9	18	6	1	2	5	8	28	0	0	0	0	0	0
M. Delfino	.125	5	8	0	1	0	0	0	1	0	0	0	0	0	0	0	3
L. Rivera	---	0	0	0	0	0	0	0	0	0	0	0	0	0	0	0	0
M. Malloy	---	0	0	0	0	0	0	0	0	0	0	0	0	0	0	0	0
D. Stovall	---	0	0	0	0	0	0	0	0	0	0	0	0	0	0	0	0
C. Pritchett	---	0	0	0	0	0	0	0	0	0	0	0	0	0	0	0	0
M. Luke	---	89	0	2	0	0	0	0	0	0	0	0	0	0	0	0	3
ALL PITCHERS	---	89	0	2	0	0	0	0	0	0	0	0	0	0	0	0	3
TEAM TOTALS	.227	2901	280	658	118	15	69	267	246	529	14	29	61	30	14	49	49

NAME	ERA	W	L	PCT	G	GS	CG	SH	SV	IP	H	R	ER	HR	BB	SO
R. Loeiselle	2.81	2	2	.500	22	0	0	0	5	32.0	32	14	10	1	17	29
B. Wells	3.00	0	0	---	9	0	0	0	0	21.0	20	7	7	4	6	12
D. Wengert	3.58	0	0	---	17	0	0	0	0	37.2	49	16	15	7	12	27
K. Wood	3.75	5	11	.313	17	17	3	1	0	112.2	93	47	47	16	59	146
C. Peters	3.83	6	8	.429	18	18	2	0	0	108.0	120	50	46	18	37	65
P. Shuey	3.86	1	3	.250	19	0	0	0	3	21.0	14	10	9	4	8	18
C. Fox	4.38	1	1	.500	19	0	0	0	1	24.2	26	12	12	3	10	31
T. Saunders	4.92	4	11	.267	18	18	1	0	0	113.1	111	66	62	12	49	94
H. Pichardo	5.40	4	5	.444	10	10	0	0	0	56.2	70	34	34	8	20	20
M. Batista	5.58	1	5	.167	18	18	0	0	0	40.1	60	29	25	5	21	26
W. Alvarez	5.70	4	10	.286	38	0	0	0	0	101.0	119	68	64	13	61	65
M. Leiter	5.76	1	4	.200	14	0	0	0	7	54.2	61	35	35	9	38	56
B. Witt	7.59	0	0	---	14	0	0	0	1	40.1	54	37	34	10	16	18
T. Baptist	8.82	0	0	---	6	0	0	0	0	16.1	21	16	16	2	7	7
G. McCarthy	---	0	0	---	0	0	0	0	0	0.0	0	0	0	0	0	0
F. Rodriguez	---	0	0	---	0	0	0	0	0	0.0	0	0	0	0	0	0
S. Spencer	---	0	0	---	0	0	0	0	0	0.0	0	0	0	0	0	0
B. Ward	---	0	0	---	0	0	0	0	0	0.0	0	0	0	0	0	0
ALL NON-PITCHERS	---	0	0	---	0	0	0	0	0	0.0	0	0	0	0	0	0
Team	---	0	0	---	0	0	0	0	0	0.0	0	0	0	0	0	0
TEAM TOTALS	4.79	29	60	.326	89	89	7	1	17	779.2	850	441	415	112	361	614

1999 Arsenal Runners

81 Games

NAME	SAVES	SHUTOUTS	WINS	LOSSES	NO DECISIONS	STARTS	INNINGS	ERA	WHIP	AVG	OPS	PERCENTAGE
Phillips	40	109	21	27	9	5	0	27	36	1	0	0
Young	74	264	44	66	34	16	1	4	25	31	0	18
Bonds	81	292	62	94	73	28	5	21	55	46	10	18
Galaraga	81	314	55	86	66	11	1	28	28	76	13	1
Lopez	75	238	37	44	11	1	14	10	38	7	2	0
Anderson	52	123	17	27	23	5	1	10	20	3	1	1
Burks	70	247	33	65	37	10	5	11	28	60	2	1
Cruz	69	222	26	65	26	12	3	3	30	10	0	0
Boggs	78	242	24	44	15	2	2	0	20	34	0	0
Jawler	59	186	21	44	12	2	3	0	20	29	0	9
Diaz	30	36	8	7	2	1	1	1	4	3	1	0
Stalus	79	271	42	82	39	13	2	11	32	47	0	0
Polanco	12	38	6	13	4	2	2	0	0	3	1	0
Ward	9	28	4	12	1	2	2	0	5	2	0	1
Gullien	55	115	23	31	12	6	0	2	10	0	0	0
Shave	15	32	5	8	1	0	1	6	12	0	0	0
Pitchers	81	2	1	1	0	0	0	0	1	1	0	0
TOTALS	81	2759	429	758	388	137	27	100	288	482	48	24

NAME	SAVES	SHUTOUTS	WINS	LOSSES	NO DECISIONS	STARTS	INNINGS	ERA	WHIP	AVG	OPS	PERCENTAGE
Barber	5	0	0	24.67	29	28	35	7	13	15	0	3
M.Clark	16	16	1	100	69	66	127	15	33	82	4	8
Reynoso	12	12	0	59.67	41	37	58	7	35	36	4	5
Neagle	17	17	5	117.33	76	72	119	19	44	85	7	7
Hershliser	18	18	3	115	92	80	139	20	55	65	5	9
Olala	10	10	1	55	34	34	58	8	47	28	4	3
Milicki	3	3	0	17.67	23	20	28	6	7	15	1	1
T.Matthews	37	0	0	39.67	23	18	45	3	16	26	2	2
P.Smith	20	0	0	36.33	23	23	43	4	14	18	0	1
Charlton	27	0	0	29.33	18	17	25	1	23	34	2	0
Jones	31	0	0	43.67	23	20	52	4	7	37	0	1
Bones	26	0	0	36	17	12	22	5	11	27	1	1
Corsi	18	0	0	28.67	16	16	28	4	15	20	2	6
Magnante	23	0	0	18.67	13	12	22	1	13	4	1	1
TOTALS	81	10	14	718.68	497	455	802	104	333	482	33	48

1999

Primary Player Statistics For 1998 Jersey City G-Men After 81 Games

NAME	BAVG	GM	AB	R	H	2B	3B	HR	RBI	BB	SO	HB	SH	DP	SB	CS	E
G.Coburn	.372	21	43	7	16	6	0	1	15	2	5	1	0	0	0	0	0
E.Davis	.324	64	225	42	73	7	1	18	49	23	63	4	0	0	1	0	1
V.Castilla	.320	81	344	68	110	12	3	36	74	15	154	4	4	0	3	1	0
R.Riesko	.319	67	213	47	68	22	2	13	47	29	32	3	0	0	3	1	1
B.Jordan	.305	78	302	52	92	19	3	17	54	14	20	3	5	0	2	9	5
J.Reed	.302	53	129	22	37	8	1	5	20	15	31	1	0	0	0	0	3
J.Jeyritz	.297	43	123	25	37	8	1	5	20	15	31	1	0	0	0	0	3
D.Basley	.292	80	295	57	86	23	1	21	67	18	55	8	3	1	0	1	9
M.Cordova	.289	18	38	7	11	3	0	2	7	4	8	1	0	0	0	0	0
M.Kotsay	.279	68	226	38	63	12	4	3	27	18	24	0	5	1	6	1	3
G.Jefferies	.273	8	22	3	6	0	0	0	2	2	3	0	0	0	0	0	0
A.Fox	.270	54	148	22	40	9	3	3	15	13	21	7	0	0	1	2	1
M.Martinez	.264	56	87	10	23	3	0	5	12	1	23	0	3	0	0	0	2
O.Vizquel	.253	80	300	45	76	14	4	0	26	36	31	1	29	0	13	10	3
M.Liebertthal	.237	63	118	15	28	4	0	5	13	7	10	0	0	0	1	0	4
L.Stevens	.225	62	142	22	32	8	0	6	21	16	35	0	0	0	0	1	0
D.Buford (RAD:ID)	.153	28	59	8	9	3	0	1	5	5	12	0	0	0	0	1	0
K.Jordan	.138	14	29	2	4	2	0	0	2	1	3	0	0	0	0	0	0
B.Hamelin	.000	0	0	0	0	0	0	0	0	0	0	0	0	0	0	0	0
R.Casanova	.000	0	0	0	0	0	0	0	0	0	0	0	0	0	0	0	0
ALL PITCHERS	.000	0	0	0	0	0	0	0	0	0	0	0	0	0	0	0	0
TEAM TOTALS	.286	81	2843	492	813	166	23	142	470	243	457	31	40	11	49	27	39

NAME	ERA	W	L	PCT	G	GS	CG	SH	SV	IP	H	R	ER	HR	BB	SO
M.Maddux	1.78	5	0	1.000	19	0	0	0	10	30.1	19	6	2	8	12	
D.Reyes	1.86	0	0	.000	6	0	0	0	3	9.2	6	2	2	1	2	
O.Y.LiUeW&Lc	2.86	0	2	.000	15	0	0	0	5	28.1	20	9	9	4	14	
J.Moyer	3.64	10	3	.769	17	17	3	1	0	121.0	107	55	49	12	22	
C.Reyes	3.73	1	1	.500	25	0	0	0	7	31.1	33	14	13	3	5	
K.Botenfield	3.79	6	5	.545	14	13	2	0	0	80.2	78	39	34	9	26	
G.Olson	3.90	1	1	.500	15	0	0	0	3	27.2	23	12	12	3	7	
G.Rusch	4.24	3	1	.750	23	2	1	0	0	40.1	42	19	19	6	15	
C.Carpenter	4.36	6	6	.500	15	15	1	0	0	99.0	94	49	48	19	52	
B.Saberhagen	4.75	7	3	.700	14	14	2	0	0	85.1	99	51	45	16	13	
S.Erickson	4.76	11	5	.688	20	20	2	0	0	138.0	150	75	73	23	41	
J.Bruske	4.86	2	2	.500	29	0	0	0	1	37.0	40	23	20	3	6	
J.Frascatore	18.00	0	0	.000	7	0	0	0	0	6.0	13	12	12	1	4	
R.Person	.000	0	0	.000	0	0	0	0	0	0.0	0	0	0	0	0	
A.Reyes	.000	0	0	.000	0	0	0	0	0	0.0	0	0	0	0	0	
M.Karhner	.000	0	0	.000	0	0	0	0	0	0.0	0	0	0	0	0	
B.Boehringner	.000	0	0	.000	0	0	0	0	0	0.0	0	0	0	0	0	
K.Hill	.000	0	0	.000	0	0	0	0	0	0.0	0	0	0	0	0	
ALL NON-PITCHERS	.000	0	0	.000	0	0	0	0	0	0.0	0	0	0	0	0	
TEAM TOTALS	4.19	52	29	.642	81	81	11	5	29	734.2	724	366	342	102	215	

Primary Player Statistics For 1999 Louisville River Bandits Totals After 87 Games

NAME	B AVG	GM	AB	R	H	2B	3B	HR	HR	BB	SO	HR	SH	DP	SB	CS	E
T. Walker	.348	74	267	27	93	20	1	7	35	19	33	3	2	3	7	3	2
J. Lee	.311	81	312	44	97	11	1	10	39	40	67	0	0	5	1	0	0
J. Kendall	.308	79	295	42	91	16	1	3	29	21	58	18	3	2	21	3	10
M. Ramirez	.297	85	317	64	94	16	1	34	63	59	70	2	0	10	4	1	9
B. Fullmer	.294	69	269	32	79	21	0	8	33	10	42	2	0	4	7	5	0
D. Manville	.293	82	315	59	110	23	1	9	33	27	45	2	7	6	20	4	1
G. McCracken	.289	82	341	53	99	17	5	6	37	24	71	0	10	7	14	3	1
D. Reiford	.288	85	296	32	75	12	2	3	26	15	64	1	8	4	6	5	15
F. Ratts	.280	82	317	23	76	21	4	6	37	14	94	6	0	13	2	2	16
P. Reese	.212	26	33	4	7	0	0	0	0	6	7	0	0	0	1	0	0
R. McGuire	.211	18	38	3	6	0	0	0	0	4	3	6	0	0	0	0	1
Y. Benitez	.192	8	26	1	5	1	1	0	2	3	0	0	0	0	0	0	0
D. Hocking	.175	21	63	2	11	1	0	0	4	1	18	0	3	2	0	0	1
P. Nevin	.140	23	57	3	8	2	0	1	5	8	17	0	0	1	0	0	0
A. Ochoa	.111	21	63	1	7	2	0	0	5	1	9	0	0	2	0	0	0
A. Cora	---	0	0	0	0	0	0	0	0	0	0	0	0	0	0	0	0
J. Glambi	---	0	0	0	0	0	0	0	0	0	0	0	0	0	0	0	0
B. Chavez	---	0	0	0	0	0	0	0	0	0	0	0	0	0	0	0	0
C. Latham	---	0	0	0	0	0	0	0	0	0	0	0	0	0	0	0	0
ALL PITCHERS	.200	87	5	1	1	0	0	0	0	1	4	0	0	0	0	0	3
TEAM TOTALS	.280	87	3074	393	861	165	17	87	372	249	588	33	60	33	83	26	55

NAME	ERA	W	L	PCT	G	GS	CG	SH	SV	IP	H	R	ER	HR	BB	SO
D. Holmes	2.45	1	2	.333	26	0	0	0	1	51.1	49	19	14	3	25	33
B. Edmondson	2.84	0	0	---	3	0	0	0	0	6.1	3	2	0	0	3	3
*T. Crabtree	4.19	1	3	.250	16	0	0	0	0	19.1	27	9	3	17	18	20
J. Mesa	4.85	1	2	.333	22	0	0	0	2	29.2	32	17	16	2	7	20
J. Bere	4.87	0	2	.000	10	4	1	0	0	44.1	50	29	24	9	24	31
D. Sarafini	5.14	0	0	---	9	0	0	0	0	7.0	8	4	4	1	2	4
D. Oliver	5.26	4	5	.444	14	14	2	0	0	89.0	100	54	52	6	38	34
M. Beech	5.31	0	2	.000	3	1	0	0	0	20.1	26	12	12	2	9	21
J. Budek	5.40	2	2	.500	15	0	0	0	5	20.0	21	12	12	5	14	23
J. Nelson	5.55	0	4	.000	17	0	0	0	0	35.2	40	23	22	2	22	35
B. Meadows	6.22	3	12	.200	18	18	1	0	0	94.0	129	76	65	8	41	44
J. Dickson	6.51	0	1	.000	29	0	0	0	0	95.1	136	73	69	14	42	51
R. Ortiz	6.63	0	3	.000	3	0	0	0	0	19.0	19	15	14	0	13	17
J. Sanchez	6.87	4	10	.286	18	18	0	0	0	95.2	106	63	73	15	70	73
J. Juden	7.76	1	7	.125	10	10	1	0	0	54.1	78	50	47	7	38	46
P. Astacio	7.79	1	9	.100	10	10	0	0	0	54.1	78	50	47	7	38	46
S. Ponsion	8.80	0	2	.000	4	3	0	0	0	15.1	23	19	15	2	5	7
R. Medina	9.33	1	5	.250	4	4	0	0	0	18.1	32	19	19	1	14	11
S. Eyre	40.50	0	0	---	1	0	0	0	0	1.1	5	6	6	0	0	0
R. Coppinger	---	0	0	---	0	0	0	0	0	0.0	0	0	0	0	0	0
J. Johnson	---	0	0	---	0	0	0	0	0	0.0	0	0	0	0	0	0
ALL NON-PITCHERS	---	0	0	---	0	0	0	0	0	0.0	0	0	0	0	0	0
Team	---	0	0	---	0	0	0	0	0	0.0	0	0	0	0	0	0
TEAM TOTALS	6.09	19	69	.216	87	87	6	0	0	772.0	955	522	95	522	421	518

Name	Games	AB	Hits	Runs	Plays	Games	Q8	IP	Hits	ER	ERA	K	BB	HR	SHO	CG	Errors
Blanco	85	315	102	80	38	85	538	20	178	527	419	0.310	0.371	0.592	51	17	47
Jonas C.	84	306	92	71	24	84	538	20	178	527	419	0.310	0.371	0.592	51	17	47
Piazza	83	302	95	81	24	83	538	20	178	527	419	0.310	0.371	0.592	51	17	47
Ortuy	84	310	110	71	24	84	538	20	178	527	419	0.310	0.371	0.592	51	17	47
Quintero	84	332	76	64	22	84	538	20	178	527	419	0.310	0.371	0.592	51	17	47
Clark, W.	79	270	76	59	20	79	538	20	178	527	419	0.310	0.371	0.592	51	17	47
Garcidaran	80	300	58	58	22	80	538	20	178	527	419	0.310	0.371	0.592	51	17	47
Bartman	76	233	71	41	13	76	538	20	178	527	419	0.310	0.371	0.592	51	17	47
Brisard	78	243	71	43	15	78	538	20	178	527	419	0.310	0.371	0.592	51	17	47
MacFarlane	22	36	11	6	2	22	538	20	178	527	419	0.310	0.371	0.592	51	17	47
MacFarlane	22	36	11	6	2	22	538	20	178	527	419	0.310	0.371	0.592	51	17	47
Medvedal	23	25	8	2	2	23	538	20	178	527	419	0.310	0.371	0.592	51	17	47
Frederick	23	25	8	2	2	23	538	20	178	527	419	0.310	0.371	0.592	51	17	47
Sutton	22	28	9	7	2	22	538	20	178	527	419	0.310	0.371	0.592	51	17	47
Drum	13	16	7	7	2	13	538	20	178	527	419	0.310	0.371	0.592	51	17	47
Boessy	6	5	1	1	0	6	538	20	178	527	419	0.310	0.371	0.592	51	17	47
Boessy	6	5	1	1	0	6	538	20	178	527	419	0.310	0.371	0.592	51	17	47
Winters	85	2751	853	633	201	85	2751	853	633	201	85	2751	853	633	201	85	2751
Games	85	2751	853	633	201	85	2751	853	633	201	85	2751	853	633	201	85	2751
Wins	19	69	.216	87	87	6	0	0	0	772.0	955	522	95	522	421	518	
Losses	66	70	.254	87	87	6	0	0	0	772.0	955	522	95	522	421	518	
Saves	0	0	0	0	0	0	0	0	0	0	0	0	0	0	0	0	0
Games	85	2751	853	633	201	85	2751	853	633	201	85	2751	853	633	201	85	2751
Wins	19	69	.216	87	87	6	0	0	0	772.0	955	522	95	522	421	518	
Losses	66	70	.254	87	87	6	0	0	0	772.0	955	522	95	522	421	518	
Saves	0	0	0	0	0	0	0	0	0	0	0	0	0	0	0	0	0
Games	85	2751	853	633	201	85	2751	853	633	201	85	2751	853	633	201	85	2751
Wins	19	69	.216	87	87	6	0	0	0	772.0	955	522	95	522	421	518	
Losses	66	70	.254	87	87	6	0	0	0	772.0	955	522	95	522	421	518	
Saves	0	0	0	0	0	0	0	0	0	0	0	0	0	0	0	0	0

US JARHEADS

YORKTOWN 1989 PITCHING

PLAYER	G	GS	GC	W	L	S	IP	H	R	ER	W	K	ERA	HR	SH	MAX	LET
Williams, M.	30	0	0	2	1	19	33.00	22	8	6	9	42	1.64	3	0	56	23.00
Edmondson, B.*	3	0	0	0	0	0	6.33	3	2	2	3	3	2.84	1	0	83	76.67
Cordeva, F.	17	17	4	9	3	0	123.67	97	44	40	38	94	2.91	11	1	242	118.33
Johnson, R.	20	20	3	10	7	0	145.67	122	72	61	64	187	3.77	17	0	268	122.33
Nikowski, C.J.	20	0	0	1	0	2	39.67	27	17	17	24	21	3.86	4	0	66	26.33
Veres, D.	33	0	0	5	4	0	58.67	53	30	23	20	20	4.40	2	0	83	24.33
Gooden, D.	8	8	1	3	0	0	47.00	52	25	23	20	20	4.40	5	0	147	100.00
Key, J.	28	0	0	5	0	2	62.67	72	36	33	52	101	4.98	16	1	244	135.67
Stuttenyer, T.	18	18	2	7	7	0	108.33	110	68	60	64	187	5.08	16	1	224	116.00
Butra, D.	18	18	4	8	7	0	108.00	109	63	61	38	73	5.08	16	1	244	135.67
Swindell, G.	0	0	0	0	0	0	0.00	0	0	0	0	0	ERR	0	0	43	43.00
Weathers, D.	0	0	0	0	0	0	0.00	0	0	0	0	0	ERR	0	0	35	35.00
Sullivan, S.	0	0	0	0	0	0	0.00	0	0	0	0	0	ERR	0	0	112	112.00
Mercedes, J.	0	0	0	0	0	0	0.00	0	0	0	0	0	ERR	0	0	121	121.00
Keagle, G.	0	0	0	0	0	0	0.00	0	0	0	0	0	ERR	0	0	99	99.00
Abbott, P.	0	0	0	0	0	0	0.00	0	0	0	0	0	ERR	0	0	25	25.00
Thompson, M.	0	0	0	0	0	0	0.00	0	0	0	0	0	ERR	0	0	0	0
TEAM	0	0	0	0	0	0	0.00	0	0	0	0	0	ERR	0	0	0	0

TOTALS

81	81	14	50	31	24	733.01	676	365	330	287	613	4.05	83	3	51	Games
----	----	----	----	----	----	--------	-----	-----	-----	-----	-----	------	----	---	----	-------

YORKTOWN 1989 HITTING

Player	G	AB	H	2B	3B	HR	R	RBI	W	K	SB	CS	HBP	E	AVG	MAX	LET
Magadan, D.	47	118	47	8	1	1	23	24	18	12	0	0	0	4	0.398	120	2
Sajo, L.	21	38	13	0	0	0	5	5	2	3	0	0	0	2	0.342	162	124
Mieske, M.	28	65	22	5	0	0	10	5	11	9	0	0	3	5	0.338	107	42
McGuire, M.	81	283	83	10	2	38	77	90	86	79	9	2	1	3	0.293	560	277
Manwaring, K.	37	86	25	3	0	1	12	10	10	16	0	0	1	3	0.291	320	234
Marinez, E.	80	303	88	33	0	16	49	50	61	64	0	0	1	0	0.290	612	309
McDonald, J.	64	170	49	12	2	1	34	23	37	27	8	4	2	5	0.288	193	23
Ausmus, B.	76	225	63	6	5	1	27	34	29	33	3	0	1	2	0.280	453	228
Everett, C.	77	262	66	13	1	5	33	34	27	59	11	6	0	2	0.252	514	252
Maby, J.	48	85	21	5	0	2	9	15	5	23	0	0	1	2	0.247	415	330
Duham, R.	81	321	79	18	2	11	65	41	32	61	16	3	2	8	0.246	699	378
Hollins, D.	55	128	31	6	0	4	15	20	14	25	2	1	1	6	0.242	399	271
Lopez, L.	62	88	21	7	0	1	10	10	11	17	1	0	2	7	0.239	293	205
Matinez, D.	71	191	44	4	1	1	23	14	26	28	4	7	2	1	0.230	340	149
Weiss, W.	79	219	50	7	1	0	27	16	35	30	2	0	3	10	0.228	382	163
Gent, R.	57	166	36	8	1	5	15	23	16	37	0	0	2	0	0.217	421	255
Nieves, M.	7	10	2	1	0	0	4	2	2	2	1	0	1	1	0.192	216	190
Velarde, R.	13	26	3	1	0	0	4	4	7	8	1	0	0	0	0.167	37	19
Walton, J.	8	18	3	0	0	0	1	1	0	2	0	0	0	0	ERR	0	0
McCracken, Q.	0	0	0	0	0	0	0	0	0	0	0	0	0	0	ERR	0	0
Sprague, E.	0	0	0	0	0	0	0	0	0	0	0	0	0	0	ERR	0	0
Pitchers	81	2802	748	149	16	88	439	415	431	535	50	25	23	73	0.267	12	0

US JARHEADS

Pitcher	W	L	SV	G	GS	CG	IP	R	ER	EA	H	RI	BB	SO	SHO		
Almanzar																	
Bevil																	
Bueby																	
Darensbourg																	
Dassens																	
Escobar																	
Gonzalez, Jr.																	
Guzman																	
Henry, Jr.																	
Levine																	
Mabay																	
Osuna																	
Patrick																	
Pisciotta																	
Peres, G.																	
Rosado																	
Telford																	
Valdes, M.																	
Team Total	34	47	17				81	5	719.1	349	366	458	735	94	307	464	5

RECORD

Home	38	28	10
Away	22	22	21
Totals	81	50	31

Opp Att

Opp St	53	Opp St	30
Opp %	56.5%	PCT	0.737
			0.512
			0.617

Primary Player Statistics For 1999 Florida Sun Totals After 79 Games

NAME	BAVG	GM	AB	R	H	2B	3B	HR	RBI	BB	SO	HB	SH	DP	SB	CS	E
R.Ledee	1.000	3	1	0	1	0	0	0	0	1	0	0	0	0	0	0	0
A.Hinch	.375	11	16	4	6	3	0	0	3	1	3	0	0	0	0	0	0
B.Walker	.355	78	256	50	91	24	1	7	46	32	39	3	0	4	4	1	6
L.Larkin	.310	77	294	58	91	20	7	7	46	53	26	3	8	3	7	1	3
A.Boone	.295	27	44	7	13	3	0	0	4	8	9	3	0	1	4	0	1
M.Alou	.295	79	302	60	89	18	4	23	59	40	40	4	0	4	1	1	3
I.Rodriguez	.289	79	298	46	86	8	3	14	52	19	41	0	0	9	2	0	2
R.Lankford	.282	78	294	58	83	16	0	25	68	38	91	3	0	9	9	2	0
F.Crespo	.262	23	61	9	16	6	0	1	8	5	11	3	0	1	1	0	0
T.Zelie	.256	76	281	52	72	12	2	15	43	38	39	0	1	1	1	0	9
R.Alomar	.256	78	301	41	77	26	0	13	52	49	41	4	0	8	2	0	0
F.Thomas	.250	77	268	37	67	10	0	13	52	49	41	4	0	8	2	0	0
D.Justice	.239	41	92	12	22	3	0	2	13	15	14	0	0	2	0	0	2
D.Howard	.194	36	72	14	14	1	1	3	6	10	0	0	0	2	0	0	1
J.Snow	.187	66	155	19	29	8	2	0	17	14	36	0	0	2	0	0	1
J.Valentin	---	0	0	0	0	0	0	0	0	0	0	0	0	0	0	0	0
J.Vidro	---	0	0	0	0	0	0	0	0	0	0	0	0	0	0	0	0
G.Arias	---	0	0	0	0	0	0	0	0	0	0	0	0	0	0	0	0
K.Abbott	---	0	0	0	0	0	0	0	0	0	0	0	0	0	0	0	0
D.Cedeno	---	0	0	0	0	0	0	0	0	0	0	0	0	0	0	0	0
ALL PITCHERS	---	79	0	0	0	0	0	0	0	0	0	0	0	0	0	0	0
TEAM TOTALS	.277	79	2735	477	757	159	20	116	450	345	438	23	14	68	36	7	47

NAME	ERA	W	L	PCT	G	GS	CG	SH	SV	IP	H	R	ER	HR	BB	SO
J.Wetteland	2.82	2	2	.500	30	0	0	0	4	44.2	28	15	14	10	11	49
J.Grosco	3.74	0	2	.000	29	0	0	0	0	33.2	30	18	14	8	15	26
T.Green	3.82	4	4	.500	11	1	1	2	0	75.1	59	39	32	6	42	47
H.Peters	4.05	2	3	.400	23	0	0	0	1	26.2	36	17	12	0	19	14
U.Urbina	4.45	3	5	.300	21	0	0	0	10	28.1	27	15	14	3	16	25
M.Thurman	4.58	2	4	.333	10	10	3	0	0	57.0	51	31	29	12	29	31
C.Elford	4.71	3	2	.600	16	16	1	1	0	42.0	43	23	22	4	21	28
H.Irabu	5.00	9	6	.600	16	16	1	1	0	102.2	97	61	57	21	63	88
J.Burkett	5.29	7	5	.583	15	15	3	1	0	102.0	119	63	60	15	31	63
D.Draifort	5.56	1	0	1.000	7	5	0	0	0	55.0	64	37	34	6	15	61
S.Sanders	6.39	0	0	---	7	0	0	0	0	12.2	22	10	9	3	0	10
I.Valdes	6.80	5	7	.417	16	16	0	0	0	91.1	119	69	69	11	34	58
B.Ayala	---	0	0	---	0	0	0	0	0	0.0	0	0	0	0	0	0
J.Martinez	---	0	0	---	0	0	0	0	0	0.0	0	0	0	0	0	0
M.Rojas	---	0	0	---	0	0	0	0	0	0.0	0	0	0	0	0	0
ALL NON-PITCHERS	---	0	0	---	0	0	0	0	0	0.0	0	0	0	0	0	0
Team	---	---	---	---	---	---	---	---	---	---	---	---	---	---	---	---
TEAM TOTALS	4.89	41	38	.519	79	79	10	3	17	710.0	735	419	386	106	318	537

HAZARDVILLE	ave	oba	slug	g	ab	r	h	rbi	d	t	hr	bb	so	sb	cs	e
Olerud,J	.325	.411	.519	80	308	58	100	52	13	1	15	45	39	0	0	1
Sanders,R	.313	.371	.634	53	131	27	41	25	5	2	11	12	31	9	0	3
Baggett,J	.309	.438	.604	80	288	66	89	59	19	3	20	66	54	8	5	1
Abreu,B	.304	.389	.478	61	230	40	70	29	16	3	6	32	74	9	3	5
Grison,M	.304	.333	.435	20	66	8	14	7	4	1	0	2	3	4	0	0
Rolen,S	.283	.396	.533	81	300	52	85	65	23	5	14	56	63	9	6	7
Jackson,D	.272	.322	.321	28	81	9	22	7	4	0	0	6	8	0	2	2
Bellucci,D	.271	.306	.407	68	221	23	60	23	8	8	2	11	62	10	3	8
Diazcrina,G	.256	.287	.372	79	301	37	77	26	16	5	3	13	24	10	3	3
Green,S	.254	.304	.466	75	276	41	70	60	17	1	15	20	72	13	2	2
Catalanotto,D	.243	.300	.378	15	50	65	40	24	2	12	37	43	1	1	13	3
Valentin,J	.225	.311	.443	76	291	50	65	40	24	2	12	37	43	1	1	13
Alomar,S	.204	.235	.306	61	196	15	40	13	8	3	2	8	25	0	0	2
Lampkin,I	.200	.262	.274	31	95	8	19	13	7	0	0	8	18	2	2	3
Bourmigat,R	.174	.274	.374	18	27	1	2	1	0	0	0	0	2	0	0	0
Tejada,M	.ERR	.ERR	.ERR	0	0	0	0	0	0	0	0	0	0	0	0	0
Beltran,C	.ERR	.ERR	.ERR	0	0	0	0	0	0	0	0	0	0	0	0	0
Dalesandro,M	.ERR	.ERR	.ERR	0	0	0	0	0	0	0	0	0	0	0	0	0
Dunwoody,T	.ERR	.ERR	.ERR	0	0	0	0	0	0	0	0	0	0	0	0	0
Pitchers	.ERR	.ERR	.ERR	1	0	0	0	0	0	0	0	0	0	0	0	3
TOTALS	.270	.344	.460	2828	440	763	423	166	34	101	319	520	65	23	56	3

Pitcher	era	w	l	s	pct	g	gs	cg	ip	h	hra	r	er	bb	k	sho	pts
Miceli,Danny	1.26	2	0	3	1.000	24	0	0	35.67	26	1	8	5	13	24	8	
Spradlin,Jerry	3.00	1	1	8	.500	23	0	0	36.00	29	6	16	12	15	34	15	
Mull,Donne	3.31	3	4	0	.429	18	0	0	35.33	26	3	14	13	16	25	-5	
Sims,Bill	3.62	4	0	4	1.000	24	0	0	32.33	22	7	13	13	11	23	12	
Harrisich,Pete*	3.87	7	4	0	.636	16	16	0	111.67	96	15	50	48	40	89		
Haynes,Jimmy	4.36	6	8	0	.429	17	17	3	117.67	140	21	68	57	46	67		
Loiza,Esteban	4.90	4	3	0	.571	10	10	1	64.33	71	7	41	35	21	41		
Hentgen,Pat	5.29	7	6	0	.538	17	17	1	110.67	125	19	69	65	47	63		
Plesac,Dan	5.40	1	0	1	1.000	20	0	0	13.33	12	1	8	8	8	11	3	
Wright,Jimmy*	6.48	3	5	0	.375	12	12	2	75.00	104	12	60	54	38	35		
Washburn,Jarro	7.22	1	3	0	.250	19	0	0	33.67	45	10	28	27	13	24	-5	
Teiksbury,Bob	8.12	1	7	0	.125	9	9	2	57.67	84	15	58	52	11	24		
Cloude,Ken	ERR	0	0	0	.ERR	0	0	0	0.00	0	0	0	0	0	0	0	
DeJean,Wike	ERR	0	0	0	.ERR	0	0	0	0.00	0	0	0	0	0	0	0	
Fotnot,Joe	ERR	0	0	0	.ERR	0	0	0	0.00	0	0	0	0	0	0	0	
Painter,Lence	ERR	0	0	0	.ERR	0	0	0	0.00	0	0	0	0	0	0	0	
Pittsley,Jim	ERR	0	0	0	.ERR	0	0	0	0.00	0	0	0	0	0	0	0	
Wohlers,Mark	ERR	0	0	0	.ERR	0	0	0	0.00	0	0	0	0	0	0	0	
Team	---	---	---	---	---	---	---	---	---	---	---	---	---	---	---	---	
TOTALS	4.84	40	41	16	.494	209	81	9	723.33	780	117	433	389	279	460	0	

Primary Player Statistics For 1999 California Dreamers Totals After 81 Games

CHIEFS	AVG	OBP	SLG	G	AB	R	H	D	T	HR	RBI	BB	SO	SB	CS	E
Bell	.315	.381	.537	80	337	56	106	22	1	17	44	36	68	5	2	3
Finley	.295	.351	.481	73	241	41	71	22	1	7	17	21	28	3	2	8
Young, K.	.278	.330	.495	80	309	45	86	21	2	14	48	24	68	8	2	4
Palmer	.275	.344	.533	81	302	50	83	15	0	21	52	32	65	2	0	11
Baines	.338	.429	.496	51	133	10	45	6	0	5	24	21	12	0	0	0
Boone	.284	.334	.558	81	303	41	86	22	2	19	49	23	47	0	0	1
Gonzalez, L.	.230	.308	.442	79	283	47	65	14	2	14	31	32	35	4	5	2
Mearns	.219	.261	.335	80	269	24	59	14	1	5	30	15	59	3	3	13
Hernandez, C.	.265	.321	.370	63	181	21	48	5	1	4	27	15	24	0	0	4
Nilsen	.278	.375	.511	43	90	12	25	6	0	5	12	14	14	0	0	1
Fletcher	.317	.349	.488	39	82	7	26	6	1	2	8	4	8	0	0	3
Randa	.281	.410	.625	20	32	7	9	3	1	2	2	7	7	0	0	0
Blauser	.238	.333	.429	46	42	5	10	2	0	2	6	6	6	0	0	1
Hammonds	.295	.373	.589	49	112	26	33	15	0	6	20	14	27	1	0	1
Carter	.278	.328	.454	45	108	15	30	4	0	5	18	8	12	1	0	0
Fielder	.267	.267	.533	11	15	1	4	1	0	1	0	1	7	0	0	0
Mulholland	.500	.500	.500	3	4	0	2	0	0	0	3	0	1	0	0	x
Maddux	.000	.000	.000	5	0	3	0	0	0	0	0	0	0	0	0	x
Rueter	.000	.000	.000	4	2	0	0	0	0	0	0	0	0	0	0	x
pitchers	.000	.000	.000	0	1	0	0	0	0	0	0	0	0	0	0	x
TOTALS	.277	.340	.484	812846	411	788	178	12	129	392	272	488	27	14	68	

CHIEFS	ERA	W	L	SV	G	GS	CG	IP	H	R	ER	BB	SO	HR	S
Reed, S.	2.27	2	3	138	0	0	47	2/3	30	17	12	18	43	4	0
Belinda, S.	2.73	1	0	1	12	0	0	29	2/3	19	12	9	17	31	3
Maddux, G.	3.05	9	6	0	20	2	144	119	53	49	47	114	9	0	0
Timlin, M.	3.47	0	2	1	23	0	0	36	1/3	47	14	19	23	0	0
Mulholland, T.	3.52	6	3	0	11	9	1	64	67	26	25	39	7	1	0
Aldred, S.	3.94	1	1	0	23	0	0	16	13	8	7	9	6	0	0
Shaw, J.	4.02	2	6	15	27	0	0	40	1/3	33	22	18	13	34	7
Wakefield, T.	4.18	6	2	0	17	16	2	103	1/3	105	57	48	67	20	0
Rueter, K.	4.58	5	8	0	15	4	94	1/3	97	53	48	25	51	12	0
Schmidt, J.	4.86	6	7	0	18	4	116	2/3	111	70	63	41	82	20	1
Assenmacher, P.	5.00	1	2	1	21	0	0	27	32	15	15	8	21	7	0
Myers, M.	dnp	0	0	0	0	0	0	0	0	0	0	0	0	0	0
Rapp, P.	13.85	0	2	0	3	0	13	17	22	20	14	9	3	0	0
TOTALS	4.03	39	42	19	81	13	733	690	369	328	282	520	92	2	0

NAME	AVG	GM	AB	R	H	2B	3B	HR	RBI	BB	SO	SB	CS	E
C. Wilson	.600	12	20	8	12	5	0	1	6	2	4	0	0	0
S. Spencer	.405	14	37	13	15	6	0	6	12	9	10	0	0	0
A. Belle	.341	61	340	70	116	35	5	22	90	43	51	0	0	0
W. Cordero	.323	36	99	18	32	10	1	6	12	6	21	0	0	0
L. Johnson	.321	60	162	36	52	6	2	1	17	14	17	0	0	1
D. Betts	.315	61	232	52	73	10	4	3	30	32	33	0	3	1
J. Reboullet	.314	51	81	11	16	2	1	3	10	5	11	1	1	0
S. Sosa	.310	80	325	76	104	10	1	37	100	37	94	0	7	6
A. Palmeiro	.305	81	325	62	99	16	0	24	57	42	48	2	0	4
J. Vander Wal	.299	35	87	19	26	10	1	4	19	5	17	0	1	0
G. Vaughn	.290	81	300	71	87	17	3	33	78	46	58	5	0	2
G. Gaetti	.288	74	236	44	68	23	0	13	49	22	39	12	0	6
L. Alicea	.279	42	129	26	36	10	3	3	15	22	18	4	0	1
K. Kreuter	.259	54	139	17	36	8	1	1	14	18	29	2	0	3
R. Ordonez	.247	80	263	38	65	13	1	2	30	19	34	0	12	0
S. Servais	.239	39	109	11	26	4	3	3	7	4	12	1	0	1
R. Machado	.125	17	32	4	4	1	0	0	2	6	1	0	1	2
M. Johnson	---	0	0	0	0	0	0	0	0	0	0	0	0	0
L. Harris	---	0	0	0	0	0	0	0	0	0	0	0	0	0
D. Klaesen	---	0	0	0	0	0	0	0	0	0	0	0	0	0
A. Stankiewicz	---	0	0	0	0	0	0	0	0	0	0	0	0	0
ALL PITCHERS	---	81	0	0	0	0	0	0	0	0	0	0	0	0
TEAM TOTALS	.299	2896	81	576	867	184	26	166	550	332	497	27	19	38

NAME	ERA	W	L	PCT	G	GS	CG	SH	SV	IP	H	R	ER	HR	BB	SO
R. Non	1.66	1	0	1.000	33	0	0	0	30	43.1	26	8	6	0	16	43
D. Wells	2.58	10	2	.833	14	14	2	1	0	101.1	91	32	29	12	23	71
D. Martinez	3.38	0	0	---	14	0	0	0	5	37.1	42	15	14	3	6	22
K. Flunk	3.71	1	1	.500	19	0	0	0	1	26.2	34	15	11	3	9	27
K. Rogers	4.02	10	4	.714	20	20	3	1	0	141.0	126	75	63	19	64	65
D. Barwin	4.20	0	0	---	5	0	0	0	3	15.0	10	8	7	3	5	9
T. Belcher	4.26	14	2	.875	17	17	2	0	0	120.1	119	61	57	16	42	64
J. Johnston	4.57	3	4	.429	31	0	0	0	4	45.1	43	23	23	7	23	45
D. Cone	4.66	10	6	.625	17	17	2	0	0	107.2	97	62	56	12	38	103
O. Daal	4.71	11	2	.846	15	13	3	0	0	93.2	92	53	49	7	32	73
A. Larkin	---	0	0	---	0	0	0	0	0	0.0	0	0	0	0	0	0
C. Leskanic	---	0	0	---	0	0	0	0	0	0.0	0	0	0	0	0	0
C. Nagy	---	0	0	---	0	0	0	0	0	0.0	0	0	0	0	0	0
E. Hanson	---	0	0	---	0	0	0	0	0	0.0	0	0	0	0	0	0
C. Loewer	---	0	0	---	0	0	0	0	0	0.0	0	0	0	0	0	0
B. Ristey	---	0	0	---	0	0	0	0	0	0.0	0	0	0	0	0	0
ALL NON-PITCHERS	---	0	0	---	0	0	0	0	0	0.0	0	0	0	0	0	0
Team	---	0	0	---	0	0	0	0	4	0.0	0	0	0	0	0	0
TEAM TOTALS	3.90	60	21	.741	81	81	12	6	43	731.2	680	350	317	82	258	522

Primary Player Statistics For 1999 Lake Wobegon Whippers Totals After 87 Games

NAME	BAVG	GM	AB	R	H	2B	3B	HR	RBI	BB	SO	HB	SH	DP	SB	CS	E
H. Bush	.419	33	43	10	18	1	1	2	15	10	1	6	0	0	1	1	4
R. Ledesma	.349	62	166	29	58	17	2	0	10	10	22	1	0	5	4	4	2
B. Higginson	.327	83	249	54	114	22	3	16	53	28	71	3	0	6	6	1	10
J. Offeman	.300	83	340	65	102	17	8	5	27	36	59	4	2	6	22	6	10
T. Webster	.282	62	202	22	57	10	0	2	30	8	30	0	0	4	0	0	0
G. Hill	.275	67	222	22	61	18	1	6	35	22	41	0	0	4	0	0	0
B. Trammell	.271	49	144	18	39	21	1	2	22	10	29	0	0	5	4	0	4
B. Giles	.269	69	208	36	56	11	0	11	34	35	49	1	0	9	1	0	4
J. Giambi	.255	82	318	53	81	14	1	15	56	36	59	7	0	7	0	0	4
J. Allenworth	.247	70	186	29	46	10	0	5	20	12	45	9	4	1	1	2	5
B. Henley	.243	25	70	11	17	2	1	3	11	5	17	1	0	1	0	1	1
J. Valentin	.240	80	254	30	61	14	0	9	31	19	56	0	3	3	3	2	5
K. Caminiti	.236	79	253	46	62	14	0	19	48	41	68	2	0	7	2	1	1
D. Mashore	.227	51	88	7	20	8	0	2	10	5	16	1	0	2	0	0	1
M. Stanley	.225	73	200	28	6	1	10	35	35	53	3	1	2	0	0	1	1
A. Castillo	.200	58	30	1	6	1	0	0	3	5	3	1	2	0	0	0	0
T. Pagnozzi	-----	0	0	0	0	0	0	0	0	0	0	0	0	0	0	0	0
T. Houston	-----	0	0	0	0	0	0	0	0	0	0	0	0	0	0	0	0
M. Lopez	-----	0	0	0	0	0	0	0	0	0	0	0	0	0	0	0	0
J. Howell	-----	0	0	0	0	0	0	0	0	0	0	0	0	0	0	0	0
B. Rippen	-----	0	0	0	0	0	0	0	0	0	0	0	0	0	0	0	0
ALL PITCHERS	-----	87	0	2	0	0	0	0	0	0	0	0	0	0	0	0	0
TEAM TOTALS	.273	3083	470	843	186	107	440	308	624	31	12	65	47	21	62	87	

NAME	W	L	S	GS	CG	IP	R	ER	HR	HBP	BB	K	SB	CS	E	BA
Bautista, T.	57	165	26	37	10	11	28	3	17	28	1	3	224			
Burford, D.	25	44	3	13	6	1	4	295								
* Cordova, M.	16	29	3	12	2	1	6	1	5	6	414					
Davis, C.	22	51	4	13	3	1	7	255								
Eusebio, T.	76	275	33	76	21	3	30	6	32	40	7	11	276			
Fernandez, T.	61	73	6	15	6	3	1	7	13	7	1	205				
Flaherty, J.	77	310	46	83	23	1	42	1	20	65	13	7	2	268		
Floyd, C.	20	34	6	10	8	1	4	3	4	3	1	1	294			
Jackson, D.	73	225	29	55	5	1	11	1	31	28	19	1	2	244		
Nixon, O.	75	299	42	81	18	10	43	2	28	46	3	1	2	271		
O'Neill, P.	25	42	6	15	4	1	5	2	2	3	1	357				
Orie, K.	30	19	8	3	2	1	3	2	3	1	1	158				
Pendleton, T.	69	185	19	39	4	0	13	3	27	47	1	5	211			
Redmond, M.	79	298	42	84	17	12	36	3	27	47	1	1	282			
Sadler, D.	76	228	33	62	20	3	3	272								
Sanchez, R.	10	25	4	8	0	1	4	0	3	1	1	320				
Segull, D.	69	162	20	42	6	4	8	24	5	16	36	2	259			
Spezio, S.	79	259	28	64	13	1	9	36	15	45	13	5	247			
Simnett, K.	28	28	6	7	1	1	1	1	5	5	1	1	250			
Sumrott, B.J.	21	15	2	1	1	1	1	3	2	1	1	1	67			
Williams, R.	3	2	1	1	1	1	1	1	1	1	1	1	0			
Young, E.	2	1	1	1	1	1	1	1	1	1	1	1	0			
Bohanon, B.	2	1	1	1	1	1	1	1	1	1	1	1	0			
Ligienberg, K.	2	1	1	1	1	1	1	1	1	1	1	1	0			
Blair, W.	1	1	1	1	1	1	1	1	1	1	1	1	0			
Hasegawa, S.	2771	367	720	170	13	74	334	23	268	449	63	26	38	260		

* Players Have Been Traded

Pitching	W	L	S	GS	CG	IP	R	ER	HR	HBP	BB	K	ERA	
Ashby, A.	7	8	17	17	3	124.3	65	59	125	19	5	24	65	4.27
Blair, W.	2	8	14	14	3	87.7	69	69	110	19	4	38	44	7.08
Bohanon, B.	3	6	15	15	80.0	50	47	71	9	6	37	64	5.29	
Brantley, J.	1	1	13	13	14.3	10	10	14	2	0	6	11	6.29	
Gardner, M.	4	7	17	17	111.0	67	59	112	16	6	38	84	4.78	
Hasegawa, S.	4	2	33	33	65.0	31	31	53	4	1	26	50	4.29	
Leifer, A.	9	3	3	16	2	112.0	36	35	102	3	4	36	97	2.81
Ligienberg, K.	4	1	1	17	19.7	10	10	17	1	1	10	27	4.57	
Pantigua, J.	NC													
Petrovsek, M.	NC													
Rhodes, A.	1	1	3	34	38.0	25	25	40	10	2	27	65	5.92	
Rivera, M.	2	2	14	27	31.3	15	14	36	2	0	13	23	4.03	
Rocker, J.	5	5	24	24	24.3	15	11	14	3	0	15	27	4.07	
Sadowsky, C.	1	1	2	2	7.7	3	2	10	3	0	3	5	2.34	
Wolcott, B.	42	39	18	81	9	715	396	372	704	88	29	273	562	4.68

PLAYERS	GA		AB		R		H		D		T		HR		RBI		BB		K		SB		CS		E		AVE		OBP		SLG		LEFT					
	22	132	21	125	142	5	8	142	5	8	142	5	8	142	5	8	142	5	8	142	5	8	142	5	8	142	5	8	142	5	8	142	5	8				
1 Mcrae	82	327	45	83	21	2	8	36	24	52	3	1	6	254	305	404	315	19	6	254	305	404	315	19	6	254	305	404	315	19	6	254	305	404	315			
2 Lansing	83	314	56	103	25	2	16	67	50	28	3	1	3	328	420	573	341	3	1	3	328	420	573	341	3	1	3	328	420	573	341	3	1	3	328	420	573	341
3 Grace	73	213	28	53	9	1	13	37	24	38	0	0	11	249	325	484	153	0	0	11	249	325	484	153	0	0	11	249	325	484	153	0	0	11	249	325	484	153
4 Bonilla	61	168	22	46	11	4	5	18	7	23	0	0	0	274	303	476	504	0	0	0	274	303	476	504	0	0	0	274	303	476	504	0	0	0	274	303	476	504
5 O'Leary	68	190	32	45	9	1	17	45	28	65	1	1	0	237	335	563	135	1	0	237	335	563	135	1	0	237	335	563	135	1	0	237	335	563	135			
6 Strawberry	83	304	36	61	15	5	4	20	23	63	8	4	6	288	329	427	192	8	4	6	288	329	427	192	8	4	6	288	329	427	192	8	4	6	288	329	427	192
7 Clayton	79	267	31	77	17	1	6	32	16	48	5	1	6	288	329	427	192	5	1	6	288	329	427	192	5	1	6	288	329	427	192	5	1	6	288	329	427	192
8 Widger	63	187	20	46	6	2	3	20	10	21	2	1	2	246	284	348	402	2	1	2	246	284	348	402	2	1	2	246	284	348	402	2	1	2	246	284	348	402
9 Ordonez	65	195	24	53	12	1	2	14	24	56	1	0	1	272	352	374	255	1	0	1	272	352	374	255	1	0	1	272	352	374	255	1	0	1	272	352	374	255
10 Bragg	42	66	14	25	9	1	1	8	12	10	1	1	1	291	378	453	0	1	1	291	378	453	0	1	1	1	291	378	453	0	1	1	291	378	453	0		
11 Santangelo	55	78	5	12	2	1	0	3	0	14	0	0	0	154	154	205	212	0	0	154	154	205	212	0	0	0	154	154	205	212	0	0	154	154	205	212		
12 Alexander	2	5	2	1	0	0	0	0	0	1	1	0	0	200	333	400	141	0	0	200	333	400	141	0	0	0	200	333	400	141	0	0	200	333	400	141		
13 O'Brien	24	31	3	11	3	0	1	3	2	0	2	0	0	188	316	313	31	2	0	188	316	313	31	2	0	0	188	316	313	31	2	0	188	316	313	31		
14 Oliver	17	16	1	3	2	0	0	0	5	3	3	0	0	188	316	313	31	3	0	188	316	313	31	3	0	0	188	316	313	31	3	0	188	316	313	31		
15 Anderson	0	0	0	0	0	0	0	0	0	0	0	0	0	188	316	313	31	0	0	188	316	313	31	0	0	0	188	316	313	31	0	0	188	316	313	31		
16 Mouton	58	143	22	46	8	1	5	22	17	30	6	0	0	322	394	497	86	0	0	322	394	497	86	0	0	0	322	394	497	86	0	0	322	394	497	86		
17 Hubbard	0	0	0	0	0	0	0	0	0	0	0	0	0	188	316	313	31	0	0	188	316	313	31	0	0	0	188	316	313	31	0	0	188	316	313	31		
18 Gonzalez	0	0	0	0	0	0	0	0	0	0	0	0	0	188	316	313	31	0	0	188	316	313	31	0	0	0	188	316	313	31	0	0	188	316	313	31		
19 Barte	0	0	0	0	0	0	0	0	0	0	0	0	0	188	316	313	31	0	0	188	316	313	31	0	0	0	188	316	313	31	0	0	188	316	313	31		
20 Pitchers	0	0	0	0	0	0	0	0	0	0	0	0	0	188	316	313	31	0	0	188	316	313	31	0	0	0	188	316	313	31	0	0	188	316	313	31		
21	0	0	0	0	0	0	0	0	0	0	0	0	0	188	316	313	31	0	0	188	316	313	31	0	0	0	188	316	313	31	0	0	188	316	313	31		
22	0	0	0	0	0	0	0	0	0	0	0	0	0	188	316	313	31	0	0	188	316	313	31	0	0	0	188	316	313	31	0	0	188	316	313	31		
23	0	0	0	0	0	0	0	0	0	0	0	0	0	188	316	313	31	0	0	188	316	313	31	0	0	0	188	316	313	31	0	0	188	316	313	31		
24	0	0	0	0	0	0	0	0	0	0	0	0	0	188	316	313	31	0	0	188	316	313	31	0	0	0	188	316	313	31	0	0	188	316	313	31		
TEAM TOTALS	85	2852	397	748	175	24	92	360	285	522	46	12	47	262	328	437			262	328	437						262	328	437			262	328	437				

1999 FBW Hitting Leaders

Average
L. Walker (FS) - .360
Brosius (PB) - .359
T. Walker (LV) - .348
Balle (CD) - .340
Bonds (AG) - .322
White (BR) - .316
Lee (LV) - .311
2 - .310

Home Runs
G. Vaughn (CD) - 43
McGwire (YK) - 38
Ramirez (LV) - 34
Galaraga (AG) - 28
Palmetto (CD) - 27
Balle (CD) - 27
2 - 24

RBI's
Sosa (CD) - 114
Balle (CD) - 103
G. Vaughn (CD) - 99
McGwire (YK) - 80
Ramirez (LV) - 83
M. Vaughn (SP) - 68
Bonds (AG) - 73
Lankford (FS) - 67

Runs
Sosa (CD) - 88
G. Vaughn (CD) - 87
Balle (CD) - 83
McGwire (YK) - 77
Palmetto (CD) - 78
Morelandi (SP) - 68
Durham (YK) - 65
Ramirez (LV) - 64

2B
Balle (CD) - 38
E. Martinez (YK) - 33
Brosius (PB) - 28
Bonds (AG) - 28
Gaetti (CD) - 27
Alomar (FS) - 25
Delgado (SP) - 25
Gwynn (SU) - 24

3B
Jones (HOT) - 8
Larkin (FS) - 7
Brown (PB) - 7
Macy - 5

SB
Henderson (PB) - 35
Lorton (BR) - 31
Wronack (HOT) - 30
Veras (PB) - 21
Kendall (LV) - 20
Clanville (LV) - 20
DeShields (CD) - 17
3 - 16

K
Sosa (CD) - 107
Tatis (LV) - 94
Lankford (FS) - 85
Clark (HOT) - 82
Andrews (HOT) - 79
McGwire (YK) - 79
Delgado (SP) - 78
Henderson (PB) - 54
Greve (HOT) - 52

BB
McGwire (YK) - 86
E. Martinez (YK) - 61
Ramirez (LV) - 59
Sheffield (BR) - 56
Thome (BR) - 56
Bonds (AG) - 55
Henderson (PB) - 54
Greve (HOT) - 52

Strikeouts
Schilling (BR) - 185
Johnson (YK) - 187
Brown (SP) - 166
Mussina (BR) - 121
Reed (SP) - 103
Cone (CD) - 103
Stottlemeyer (YK) - 101
Thompson (HOT) - 99

1999 FBW Pitching Leaders

ERA
Glavine (SP) - 2.50
Wells (CD) - 2.58
Coroba (YK) - 2.91
Brown (SP) - 3.12
Radke (SP) - 3.48
Hamilton (BR) - 3.50
Johnson (YK) - 3.77
Green (FS) - 3.82

Wins
Belcher (CD) - 14
Schilling (BR) - 13
Glavine (SP) - 13
Reed (SP) - 12
Daal (CD) - 11
4 - 10

Appearances
Guardado (HOT) - 40
TJ Mathews (AG) - 37
Jackson (SP) - 35
Gordon (BR) - 34
Nen (CD) - 33
Veras (YK) - 33
Hernandez (BR) - 32
3 - 31

Strikeouts
Schilling (BR) - 185
Johnson (YK) - 187
Brown (SP) - 166
Mussina (BR) - 121
Reed (SP) - 103
Cone (CD) - 103
Stottlemeyer (YK) - 101
Thompson (HOT) - 99

ERA
Glavine (SP) - 2.50
Wells (CD) - 2.58
Coroba (YK) - 2.91
Brown (SP) - 3.12
Radke (SP) - 3.48
Hamilton (BR) - 3.50
Johnson (YK) - 3.77
Green (FS) - 3.82

Walks
Sanchez (LV) - 70
Wright (CS) - 66
Rogers (CD) - 64
Johnson (YK) - 64
Estes (HOT) - 59
Hensinger (AG) - 55
Iraha (FS) - 54
2 - 52

Times Pitched
Schilling (BR) - 173.0
Glavine (SP) - 151.0
Brown (SP) - 150.0
Johnson (YK) - 145.2
Thompson (HOT) - 143.1
Rogers (CD) - 141.0
Radke (SP) - 134.1
Reed (SP) - 127.0

Winning % (110 Dec.)
Belcher (CD) - .142, .875
Daal (CD) - .11-2, .846
Wells (CD) - .10-2, .833
Glavine (SP) - .13-4, .765
Coroba (YK) - .9-3, .750
Schilling (BR) - .13-5, .722
Rogers (CD) - .10-4, .714
Reed (SP) - .12-5, .705

ERA
Glavine (SP) - 2.50
Wells (CD) - 2.58
Coroba (YK) - 2.91
Brown (SP) - 3.12
Radke (SP) - 3.48
Hamilton (BR) - 3.50
Johnson (YK) - 3.77
Green (FS) - 3.82

ERA
Glavine (SP) - 2.50
Wells (CD) - 2.58
Coroba (YK) - 2.91
Brown (SP) - 3.12
Radke (SP) - 3.48
Hamilton (BR) - 3.50
Johnson (YK) - 3.77
Green (FS) - 3.82

The FBNBA American League

Standings	1992									
	W	L	GB	PCI	Home	Road	Streak	L10	BA	ERA
American East	56	33	-	0.629	31-15	25-18	L1	8-2	0.277	3.79
Salem	43	34	7.0	0.558	22-16	21-18	L4	5-5	0.279	4.91
Plymouth	49	40	7.0	0.551	32-15	12-15	W1	5-5	0.264	5.54
Boston Rouge	29	32	13.0	0.475	17-17	12-15	W1	2-8	0.234	5.46
Mid-Maine	21	60	31.0	0.259	13-32	8-28	W1	1-9	0.280	6.09
Carou Street	19	69	36.5	0.216	9-38	10-31	L6			
Louisville										
American West	W	L	GB	PCI	Home	Road	Streak	L10	BA	ERA
California	71	22	-	0.763	37-10	36-12	W4	8-2	0.300	3.90
Yorktown	59	38	14.0	0.608	34-12	25-26	L3	5-5	0.266	4.10
Lake Webegan	49	38	19.0	0.563					0.273	4.93
Florida	41	38	23.0	0.519	22-19	19-19			0.278	4.80
Herkonia	38	51	31.0	0.427	17-30	21-21	L9	1-9	0.274	5.64
Arsenal	33	48	32.0	0.407					0.275	5.70

Dreamer Weavings - Dreamers continue to roll, closing out the interleague block at 19-5, including 10-2 on the northeastern swing through the NY East (who say's interleague play is bad??). Everything continues to go right this Dreamer season, as the big 4 (Sosa, Belle, Vaughn, Palmeiro) have combined for 139 HR's and 382 RBI through 93 games. The pitching also continues to hold up, and Rob Nen continues to dominate (1-0 with 39 saves). What else can be said?

Dreamer management was seriously concerned that 2nd place (far, far distant 2nd place) Yorktown might acquire some help. Manager Sidd Finch breathed a sigh of relief when the big move by the Admirals was to pick up Gintion McCracken. (Gintion McCracken???) - Not the blockbuster we were led to expect. Milestones reached - Greg Vaughn passed the 100 HR career mark as a Dreamer, and Rob Nen passed 120 career saves in his 4th Dreamer season.

Dream On....

NATIONAL LEAGUE - TEAM BY TEAM COMPARISONS

TEAM NAME	AVG.	AB	RUNS	HITS	2B	3B	HR	RBI	BB	SO	SB	CS	E
Farm. Valley	0.310	2751	538	853	201	20	178	527	267	419	51	17	60
Jersey City	0.286	2843	492	813	166	23	142	470	274	457	49	27	39
Connecticut	0.277	2915	401	808	145	18	98	384	303	525	76	23	62
Taxachusetts	0.277	2846	411	788	178	12	129	392	272	488	27	14	68
Klubbers	0.271	2742	446	742	166	23	105	420	319	520	65	23	56
Hazardville	0.270	2828	440	763	166	34	101	423	319	520	65	23	56
Allyn Street	0.268	2886	367	773	143	21	65	332	279	420	73	20	41
Windham	0.262	2852	397	748	175	24	92	360	285	522	46	12	47
Wall Street	0.260	2771	367	720	170	13	74	334	291	449	63	26	38
Stiver City	0.250	2578	344	645	110	18	71	323	263	426	87	22	38
US Jarheads	0.237	2694	333	638	151	16	91	306	302	587	18	20	43
Phoenix	0.227	2901	280	658	118	15	69	267	260	529	30	14	49

Bruno, Robert

From: Menez, Robert
 Sent: Wednesday, July 07, 1999 2:24 PM
 To: 'eg'; Bruno, Robert; br; 'brian'; 'bob'; 'cd'; 'csm'; 'fs'; 'fv'; 'hpk'; 'hsp'; 'jyd'; 'Klee'; 'hrb'; 'rboffice'; 'lw'; 'neis'; 'pd'; 'pt'; 'rucker'; 'sp'; 'tax'; 'usj'; 'ya'; 'yaz'

Hi Guys
 Hope you all are staying cool!! Rob has asked me to sent a message to everyone
 10 active members still owe dues for the 2000 season
 We only have one back up for the 2000 season
 Missing July 1 report. Wall Street Louisville
 Also, another team may be available for next season, so NO TRADES will be allowed with the old Mid Maine team until further notice. I wonder who could be selling their franchise???

Later Robs secretary (You should see me in a skirt)

TOP 10 PITCHING STATISTICS

(min. 1 IP/game)
E.R.A. - Starter

MOST INNINGS PITCHED		RELIEF APPEARANCES	
1. Clemens (FV) 2.25	1. Maddux (TX) 144.0	1. Wendell (KK) 40	
2. Leiter (WS) 2.81	2. Perez (US) 139.0	2. Reed (TX) 38	
3. P. Martinez (FV) 2.97	3. Erickson (JC) 138.0	3. Leiter (PR) 37	
4. Maddux (TX) 3.05	4. Williams (WW) 132.0	4. Franco (CT) 36	
5. Hermanson (AS) 3.25	5. Hawkins (WW) 125.0	5. Benitez (KW) 35	
6. Moyer (JC) 3.64	6. Mosher (WS) 125.0	6. Howry (AS) 35	
7. Reynolds (AS) 3.71	7. Ashby (CT) 124.1	7. Rincon (AS) 32	
8. Wood (PR) 3.75	8. Anderson (CT) 123.2		
9. Bottenfield (JC) 3.79	9. Karl (WW) 123.0	Several tied at	
10. Peters (PR) 3.83	10. Woodard (KK) 123.0		

MOST WINS

1. Clemens (FV) 15	1. Wood (PR) 146	1. Guzman (US) 69
2. P. Martinez (FV) 13	2. Martinez (FV) 137	2. Alvarez (PR) 61
3. Erickson (JC) 11	3. Clemens (FV) 127	3. Wood (PR) 59
4. Woodard (KK) 11	4. Maddux (TX) 114	4. Kille (AS) 54
5. Moyer (JC) 10	5. Reynolds (AS) 108	5. Karl (WW) 53
6. Park (FV) 10	6. Guzman (US) 101	6. Carpenter (JC) 52
7. Leiter (WS) 9	7. Leiter (WS) 97	7. Williams (WW) 51
8. Reynolds (AS) 9	8. Saunders (PR) 94	8. Park (FV) 51
9. Karl (WW) 9	9. Smoltz (FV) 91	9. Saunders (PR) 49
10. Maddux (TX) 9	10. Woodard (KK) 90	10. Trachsel (AS) 48

MOST WALKS

MOST STRIKEOUTS		WINNING % (min. 10 decisions)	
1. Clemens (FV) 41	1. Reynolds (AS) 9-1	0.900	
2. Hoffman (FV) 40	2. Clemens (FV) 15-2	0.882	
3. Christiansen (KK) 33	3. Martinez (FV) 13-3	0.813	
4. Mantel (AS) 29	4. Moyer (JC) 10-3	0.769	
5. Rivera (WS) 26	5. Leiter (WS) 9-3	0.727	
6. M. Maddux (JC) 25	6. Telmeco (SC) 8-3	0.727	
7. Bryd (SC) 24	7. Erickson (JC) 11-5	0.688	
8. Yan (CT) 23	8. Hitchcock (KK) 8-4	0.667	
9. Shaw (TX) 20	9. Perez (US) 7-4	0.636	
10. Spradlin (HP) 15	10. Harmisch (HP) 7-4	0.636	

FIREMAN AWARD

PTS. W - L - S	
1. Howry (WW) 41	5-3-21
2. Hoffman (FV) 40	6-1-18
3. Christiansen (KK) 33	1-1-17
4. Mantel (AS) 29	3-4-17
5. Rivera (WS) 26	2-2-14
6. M. Maddux (JC) 25	5-0-10
7. Bryd (SC) 24	0-2-14
8. Yan (CT) 23	1-2-13
9. Shaw (TX) 20	2-6-15
10. Spradlin (HP) 15	1-1-8

KRABBER KLIPS.

hours of often loud argumentation, here they are, by position

- 1B Kent Hrbek
- 2B Ryne Sandberg
- SS Jay Bell
- 3B Robin Ventura
- LF Rusty Greer
- CF Dave Martinez
- RF Juan Gonzalez
- C Chris Hoiles
- DH Jose Canseco

- SP Frank Viola
- SP Frank Castillo
- SP Doug Drabek
- SP Joe Magrane
- RP Rick Aguilera

Individual stats for the first half of the 1999 AL season are even more exciting.

Numerous FBN records are in grave danger:

1. Home Runs (Piazza had 70; Sosa, G. Vaughn, and McGwire are all on pace to beat this record);
2. RBIs (Galarra had 191; Sosa, G. Vaughn, and Belle are all on pace to beat this record);
3. Runs (several had 161; Sosa, G. Vaughn, and Belle are all on pace to beat this record);
4. Walks (Joe Morgan had 163; McGwire is well ahead of this pace);
5. Doubles (Knoblauch had 78; Belle has a shot at this one);
6. Whiffs/Batter (202 by Buhner last year; Sosa already has 107);
7. Whiffs/Pitcher (369 by Schilling last year, he's ahead of his pace now);
8. Saves (Hoffman had 52; Nen already has 30);
9. Hits Allowed (332 by Danny Jackson, Jason Thompson has 162 so far).

Other notable individual performances thus far include Jason Kendall's 18 HBP, and Neif Perez leading the league with 18 boots. Finally, the Dreamers' 'Freak Card Side

Show Attraction" of Craig Wilson and Shane Spencer have combined for a .474 average, .556 OBP, 7 HR, 21 runs, and 18 RBIs in just 68 plate appearances.

Good luck to all teams in the remaining part of the season. This year has already been a memorable one, and it looks to only get better the last 3 months.

AROUND THE HORN IN THE FBN-AL

The first half of the 1999 FBN is in the books, and the American League is really something this year. First, the amazing California Dreamers have scored an incredible 576 runs in their first 81 games, a sizzling 7.11 runs/game. With the best pitching staff this side of Salem (the Dreamers' run differential is +226; the next best is Salem at +139), it's easy to see why California should have no problem surpassing the FBN record for team wins (currently 129 set by the FV Hawks of last season). The Dreamers offense is everything people thought it would be and more, with an unreal 166 bombs the first 1/2 of the season as well as 184 two-baggers. The next closest team in these categories is Salem with 126 homers and Louisville with 165 doubles. The Dreamers are making FBN fans drool at the prospect of a "clash of the Titans" World Series with the Hawks.....The Yorktown Admirals are also having a fine year. Although the team batting average is an average .267, the team has drawn an unheard of total of 431 walks in their first 81 games, an average of 5.32/game!!! This amazing stat (has anyone had a team average higher in the FBN?) has resulted in a team OBP of .365, nearly 100 points higher than the team BAL. To give you an idea of how important this stat can be, the awesome Dreamer offense is only a bit ahead in this category with a team OBP of .371, and the next highest average is Florida with a team mark of .345.....Other important or interesting team stats from the first half of the season are as follows:

1. Louisville pitchers are the "flip side" of the Admiral walking machine...River Bandit pitching has allowed 421 walks. This lack of control doesn't seem to be masking otherwise unhittable pitching, as the Bandits have also allowed 955 hits in 772 innings for an astounding WHIP of 1.78!!!
2. Holdantz needs no air conditioning in it's stadium deep in the heart of Dixie, as Possum hitters have created a nice breeze with 638 whiffs. The next closest team is Louisville with 588;
3. The Arsenal Gunners must lead the AL in brawls, as their hitters have been plunked 48 times so far. This is a far cry from the Caribou St. Hogs, who have incurred only 8 HBP's so far. I guess no one needs to knock down hitters who are at a cumulative patty average of .234;
4. Hog and Possum fans sitting in the outfield bleachers have been rewarded this year by generous home pitching staffs, as 206 souvenirs have been served up by the two staffs (103 bombs allowed by each).
5. Florida's pitching staff has been a major disappointment. In addition to a balloon-like team ERA, the Sun hurfers have accounted for 17 errors!



NATIONAL LEAGUE STANDINGS



07-08-1999 09:52AM FROM SCOTT & DANIELLS, INC. TO 1866...5984 P.02

TEAM	WON		PCT.	GB	HOME		ROAD		STREAK	BA	ERA
	LOST	STREAK			10	10					
* EAST *											
WINDHAM	46	39	0.541	2.0	4-6	LOST 2	2.62	4.12			
WALL STREET	42	39	0.519	2.0	4-6	LOST 2	2.68	4.66			
HAZARDVILLE	40	43	0.482	5.0	23-22	17-21	6-4	LOST 2	2.70	4.84	
ALLAN STREET	40	43	0.482	5.0	20-24	20-19	4-6	LOST 2	2.68	4.48	
TAXASSETTS	41	46	0.471	6.0	19-24	22-22	4-6	LOST 4	2.77	4.03	
US JARHEADS	36	51	0.414	11.0	21-25	15-26	2-8	LOST 2	2.41	4.74	
* WEST *											
FARM VALLEY	63	22	0.741	-	33-10	30-12	8-2	WON 4	3.10	3.27	
JERSEY CITY	52	29	0.642	9.0	19-19	19-19	8-2	WON 3	2.86	4.19	
KILBEBERS	51	38	0.573	14.0	32-19	15-26	7-3	WON 1	2.77	4.63	
CONNECTICUT	42	43	0.494	21.0	27-19	15-26	7-3	WON 1	2.50	5.29	
SILVER CITY	34	43	0.442	25.0	20-27	9-33	6-4	LOST 1	2.27	4.79	
PHOENIX	29	60	0.326	36.0	20-27	9-33	6-4	LOST 1	2.27	4.79	

LEAGUE LEADERS

AVERAGE (Min. 3.1 PA/G)		RUNS BATTED IN		RUNS SCORED	
1. Griffey (FV)	0.355	1. Gonzalez (KK)	105	1. Jones (FV)	71
2. Grace (WV)	0.328	2. Griffey (FV)	75	2. Griffey (FV)	71
3. Gonzalez (KK)	0.325	3. Castiilla (JC)	73	3. Castiilla (JC)	68
4. Olerud (HP)	0.325	4. Canseco (KK)	74	4. Bagwell (HP)	66
5. Davis (JC)	0.324	5. Guerrero (FV)	71	5. Greer (KK)	66
6. Biggio (FV)	0.324	6. Eastley (JC)	67	6. Guerrero (FV)	64
7. Castiilla (JC)	0.320	7. Rolten (HP)	65	7. Canseco (KK)	62
8. Kliesko (CT)	0.319	8. Jones (FV)	62	8. Biggio (FV)	60
9. Williams (CT)	0.317	9. Green (WV)	61	9. Martinez (CT)	58
10. Piazza (FV)	0.316	10. Green (HP)	60	10. Olerud (HP)	58

HOME RUNS

1. Castiilla (JC)	36	1. Biggio (FV)	38	1. Jeter (SC)	9
2. Griffey (FV)	32	2. Posada (KK)	25	2. Dellucci (HP)	8
3. Gonzalez (KK)	30	3. Grace (WV)	25	3. Vina (CT)	8
4. Canseco (KK)	30	4. McRae (WV)	25	4. J.Bell (KK)	5
5. Guerrero (FV)	28	5. Anderson (US)	24	5. Rolten (HP)	5
6. Burnitz (US)	25	6. Gonzalez (KK)	24	6. Disarcina (HP)	5
7. Rodriguez (US)	23	7. Fryman (US)	24	7. Winn (PR)	5
8. Garcetaparral (FV)	23	8. Valentin (HP)	24	8. Clayton (WV)	5
9. Jones (FV)	23	9. Piazza (FV)	24	9. Anderson (US)	5
10. Martinez (CT)	22	10. Several tied at	23	10. Several tied at	4

DOUBLES

TRIPLES

STOLEN BASES

STRIKEOUTS

WALKS

1. Stewart (SC)	30	1. Sorrento (PR)	107	1. Bagwell (HP)	66
2. T. Goodwin (SC)	28	2. Canseco (KK)	91	2. Rolten (HP)	56
3. Canseco (KK)	25	3. Fryman (US)	89	3. Curtis (US)	51
4. Renieria (CT)	22	4. Burnitz (US)	85	4. Hamilton (AS)	50
5. Knoblauch (AS)	20	5. Rodriguez (US)	78	5. Grace (WV)	50
6. O. Nixon (NS)	19	6. Green (HP)	72	6. Jaha (US)	49
7. Hunter (KK)	18	7. Gonzalez (KK)	70	7. Greer (KK)	48
8. Vina (CT)	16	8. J. Bell (KK)	69	8. Canseco (KK)	48
9. McGee (WV)	16	9. Several tied at	68	9. McLaren (PR)	46
10. Jeter (SC)	14	10. Several tied at	68	10. Several tied at	45