

THE FLY-BY-NIGHT BA

MAY 20, 1999

Volume 25, Issue 7

“ Psychic Problems”

Psychic Vibes: In a start very much mirroring last year's early struggle, the Psychics once again have all the stats you could ask for in a big season... except the record. Despite the .290 team batting average and respectable 4.34 ERA, the team is just 3 games over .500 after 2 blocks. The problem? 10 of the 23 Salem losses have been by one run. The Series at Lake Wobegon typifies the season thus far: Salem wins game 1 by 10 runs, then loses the next 3 by 1, outscoring the Whip-pets by 7 but losing 3 of 4. The biggest disappointments so far:

Mike Jackson: 1-5, 6.23 ERA and 9 saves, a pathetic 9 Roloids points for

one of the top 2 or 3 closer cards in the league.

Kevin Brown: The Ace of Salem's staff, is 4-4, but with a strong 2.91 ERA.

Offensively you couldn't ask anyone to do any better than they are. Mo

Vaughn is the leader, well ahead of a

“Offensively you couldn't ask anyone to do any better.... Mo Vaughn is the leader... well ahead of a team-record setting RBI pace....”

team-record setting RBI pace with 51 through 48 games.

The Bright Side: Well, we're not far behind Baton Rouge, and at 3 games over .500, we're actually a game BETTER than we were at this time last year, in which we ended up with 104 wins.

League News

PLAYING RULES REVIEWED: When you decide to use an offensive stragey, like hit & run if you roll the dice and a 1 is rolled BUT the WP does not occur.... YOU MUST REROLL FOR THE H&R. The offensive Mgr. cannot change his stragey. Second when a BP HR is missed the out is either FbLF or FbRF NEVER FbCF.

TRANSACTIONS:

1. JC rec'ed Marty Cordova and Kerry Ligtenberg from WS for Damon Buford and JC#3.

This reports – BP's: None.

YTD –BP's: LW 6, SC 2, FS 2, PB 2, HT 2, BR 1, AG 1 1/2.

SP willing to shake up things...

Psychics continued from page 1: On the other hand, if we were playing better, the Psychics would have a strong hold on 1st in the division.

I'm more than interested in shaking things up a little to improve the team karma, so as usual...

MAKE ME AN OFFER..

Rich

"Pitching, Pitching, Pitching....."

89ER problems in the rotation appear to be solved. Right hander Tim Worrell has been removed from the rotation

Martinez sparkles in first start off DL

and sent to AAA, Liberty Insurancemen and righty Ramon Martinez was taken off the DL. Martinez made his first start after injury rehab Vs Taxachusetts and pitched an outstanding 7 innings, walking one and striking out 8 in a 2-1

"If we get close this block we have a chance to make some noise in this division. It's going to go down to the wire again... pitching will decide who wins!"

victory. The bullpen got a boost this block with right hander Wayne Gomes being added. In 6.2 IP Gomes has allowed 1H, 1BB while striking out 8.

Center fielder Darryl Hamilton is off to his best start in his career. Hitting .338, .439 OBP, and .443 SLG. with 35R, 12D, 3HR and 25RBI. "Moving Hamilton from the 2nd spot to the 3rd spot has increased our run production.

said Mgr. Torre.

Matt Williams had a 4 hit game Vs Wall Street as the 89ERS had a season high 17 runs and 22 hits.

(IMPEACHMENT) Dreamers in 3 of 4 games. Traditional crab Frank Simonutti was said to have immediately instituted the impeachment inquiry near the end of game 3, when Sammy Sosa rolled in his 1 column for the "umpteenth" time in the series. Manager/Prez. Merklin's statement to the press emphasized that he welcomed the inquiry, so long as no blue dresses

"NO BLUE DRESSES... INVOLVED..."

were involved, and so long as it is the computer itself that is impeached, and not him personally.

KLUBBER KLIPS

GM and Owner-for-Life Klee is trying very hard not to be his usual obnoxious self as the Klubbers attempt to fight off their division rivals in pursuit of their first post-season berth in six years. The strain is quite evident, however, as Klee fights the self-imposed restraints on his behavior. For example, as the Klubbers swept the Blue Devils seemingly without breaking a sweat, the bodacious braggart was heard to sympathize quietly with the hapless Devilman Ginco who could be witnessing the first sub-.500 season in franchise history. Klee was even seen sending a box of Kleenexes over to the other owner's suite.

What a gracious gentleman.

G-Files:

In the category of "deals I wish I never made":

L Gonzalez and S Reed to the Taxmen for Sabernhagen and Jefferies.

What is Gonzalez hitting, .400 with 10 HRs already? Reed is having his normal good year as well. Meanwhile, Sabernhagen is on the DL and Jefferies is struggling to get above the Mendoza line. I wish I could at least say that it is a deal that is helping me this year, but Sabernhagen is 3-3 and Jefferies has not even appeared on my 25-man roster yet. Unless things begin to change, this will easily go down as my worst deal ever.

DEVIL DOODLES - THAD!!! That's the sound of the Blue Devils free falling toward the bottom of the NL West - a place never ventured to before in their history! The magical 1998 season has given way to a frustrating and inconsistent 1999 season. The clutch hits of 1998 have been replaced by double play grounders in 1999. Williams, Mordecai & Alfonso, all .300+ hitters in 1998 are at .273, .240 and .261 this season. The pitching staff stats are fairly similar to 1998 but the clutch outs of 1998 have been replaced by giving up 2 out - 3 run HR's! Still a long way to go but the Blue Devils are rapidly losing touch with its rivals for 2nd place.

Dreamer Weavings - After a successful business trip to Atlanta (where the Dreamers gave Arsenal and Hollanda the business - with a sweep against both teams), a minor setback occurred - losing 3 of 4 to the Yorktown Admirals (or future Caribou St. Hogs - whichever you prefer). Obviously, GM Marklin must be representing some guys recently charged with computer fraud, as the Mark computer did not give a break to the Dreamers. By the end of the third game, GM Simonetti was whining at "Griffin-esque" levels. Although the computer gave a 13-2 win to the Dreamers in the last game, we are still formulating a way to send a nice electrical surge into the Mark computer... This series leaves the Dreamers at a struggling 45-16.

The Dreamers are still looking for some minor QF help. Dream On.....

McNotes... The Mussel-Men have arrived within sniffing distance of .500 for the first time this late in a season for the first time ever. You wouldn't know it from the team BA or ERA but a lot of timely hitting has helped a lot. The pitching has been horrible, especially Schourek and Candont. Jones and Helling have been merely mediocre and only Bergman, Emhree and Service have done reasonably well. It may be hard to believe but the best hitters for the M's so far have been the catchers, Pratt, Myers and Sweeney have combined for 195 AB's, 333 BA, 392 OBP, .533 SLG, and 46 RBI's! Go figure. Meanwhile my cleanup hitter, A-Rod the eld has 6 HR's and 30 RBI, a 261 BA and is slugging a pathetic .392. The M's have played well lately against the Possums, Hogs and Bandits going 9-3. I suspect that reality will set once I've played against Baton Rouge and Salem. Anyway it's been fun while it lasted. The latest hint to pop a walk-off game winning HR was Mike Cameron vs. Louisville. This makes up some for his incredibly low batting average.

The Arsenal Gunners have folded the tents for 1999. Sitting at 11 games below .500 there is no chance for post season opportunities, therefore I will announce the 1999 Arsenal Gunners Fire sale, where any player is available for trade. This includes everyone. No reasonable offer will be refused. Don't be the last one to call.

ps: My new strat email address is: Dean.morris@tlivoli.com

Baton Rouge notes

Not much new to report as only 4 more games have been played since last time. Arsenal took 3 of 4 at home. The Bulliet batting average dropped another few points, now to the lowest level in years. Offense is not this teams middle name.....

Possums finish 14-10 vs ALB. Within ALB division, Possums are only 8-21. At one point we were up to 21-24 but have now skidded down to 22-31 overall with 16 games left in our division.

The FBNBA American League

Standings

Team	W	L	GB	PCT	Home	Road	Streak	L10	BA	ERA
American East										
Baton Rouge	27	22	-	0.551	17-10	10-12	L2	4-6	0.253	3.78
Plymouth	24	21	1.0	0.533	13-9	11-12	L2	4-6	0.288	4.94
Salem	26	23	1.0	0.531	12-10	14-13	L1	6-4	0.290	4.34
Mid-Maine	28	29	3.0	0.491	16-14	12-15	W2	7-3	0.268	5.53
Caribou Street	17	32	10.0	0.347	10-21	7-11	L2	2-8	0.239	5.50
Louisville	12	37	15.0	0.245			L16	0-10	0.279	6.31
American West										
California	44	13	-	0.772	25-6	19-7	W8	9-1	0.307	4.08
Yorktown	35	18	7.0	0.660	22-4	13-14	L1	7-3	0.275	3.60
Lake Wobegon	30	19	10.0	0.612	14-8	16-11	L1	8-2	0.270	4.55
Florida	25	24	15.0	0.510	16-11	9-13		0.275	4.98	
Hoflanta	22	31	20.0	0.415	10-21	12-10	L4	5-5	0.284	5.88
Arsenal	23	34	21.0	0.404	14-12	9-22	L2	2-8	0.273	5.99

1999 FBNB Hitting Leaders

Average	Home Runs
Brosius (PB) - .406	McGwire (YK) - 25
W. Guerrero (MM) - .381	Sosa (CD) - 23
D. Shields (CD) - .378	G. Vaughn (CD) - 23
Walker (FS) - .369	Palmeiro (CD) - 22
Zelle (FS) - .366	Galaraga (AG) - 20
Belle (CD) - .359	Ramirez (LV) - 20
Brown (PB) - .349	Belle (CD) - 18
Lee (LV) - .344	Lankford (FS) - 17

American League

Runs	RBIs	2B
Sosa (CD) - 54	Belle (CD) - 73	Young (MD) - 22
Belle (CD) - 53	Sosa (CD) - 70	E. Martinez (YK) - 22
McGwire (YK) - 53	McGwire (YK) - 57	Belle (CD) - 22
M. Vaughn (SP) - 50	Palmeiro (CD) - 52	Gaetti (CD) - 19
Larkin (FS) - 48	Ramirez (LV) - 51	Bonds (AG) - 19
Durham (YK) - 45	M. Vaughn (SP) - 51	Alomar (FS) - 18
Palmeiro (CD) - 44	G. Vaughn (CD) - 50	Gwynn (SP) - 18
Morandini (CD) - 44	Morandini (CD) - 44	Mary - 17



Salem's Gwynn with 18 2-baggers



Sosa's Turbis Still Making 0 Go With 48 Runs



Barr's Brosius With Big Bat at .406

TOP 10 PITCHING STATISTICS

(min. 1 IP/game) E.R.A. - Starter	MOST INNINGS PITCHED	RELIEF APPEARANCES
1. Escobar (US) 1.89	1. Maddux (TX) 106.0	1. Hermanson (AS) 29
2. Leiter (WS) 2.38	2. Perez (US) 102.1	2. Hasegawa (WS) 26
3. Maddux (TX) 3.03	3. Erickson (JC) 96.1	3. Benitez (CT) 25
4. Hermanson (AS) 3.04	4. Williams (NW) 90.0	4. Leiter (PR) 25
5. Peters (PR) 3.31	5. Martinez (FV) 89.0	5. Franco (KK) 25
6. Telemaco (SC) 3.49	6. Moyer (JC) 88.2	6. Hernandez (NW) 24
7. Ashby (WS) 3.70	7. Clemens (FV) 87.0	7. Wendell (KK) 23
8. Hawkins (NW) 3.71	8. Guzman (US) 85.1	8. Aguilera (KK) 23
9. Moyer (JC) 3.85	9. Leiter (WS) 83.1	9. Parris (KK) 22
10. Woodard (KK) 3.86	10. Hentgen (HP) 82.1	10. Telford (US) 22

MOST WINS

1. Clemens (FV) 9	1. Martinez (FV) 93	1. Guzman (US) 47
2. P. Martinez (FV) 8	2. Clemens (FV) 90	2. Wakefield (TX) 44
3. Woodard (KK) 7	3. Maddux (TX) 89	3. Haynes (HP) 37
4. Erickson (JC) 7	4. Reynolds (AS) 78	4. Wood (PR) 37
5. Moyer (JC) 7	5. Wood (PR) 76	5. Kile (AS) 37
6. Leiter (WS) 7	6. Spoltz (FV) 72	6. Hentgen (HP) 37
7. Telemaco (SC) 7	7. Leiter (WS) 71	7. Bonanon (WS) 36
8. Perez (US) 7	8. Guzman (US) 69	8. Carpenter (JC) 34
9. Anderson (CT) 7	9. Moyer (JC) 62	9. Williams (NW) 34
10. Several tied at 6	10. Gardner (WS) 61	10. Trachsel (AS) 33

MOST STRIKEOUTS

MOST WINS	MOST STRIKEOUTS	MOST WALKS
1. Clemens (FV) 9	1. Martinez (FV) 93	1. Guzman (US) 47
2. P. Martinez (FV) 8	2. Clemens (FV) 90	2. Wakefield (TX) 44
3. Woodard (KK) 7	3. Maddux (TX) 89	3. Haynes (HP) 37
4. Erickson (JC) 7	4. Reynolds (AS) 78	4. Wood (PR) 37
5. Moyer (JC) 7	5. Wood (PR) 76	5. Kile (AS) 37
6. Leiter (WS) 7	6. Spoltz (FV) 72	6. Hentgen (HP) 37
7. Telemaco (SC) 7	7. Leiter (WS) 71	7. Bonanon (WS) 36
8. Perez (US) 7	8. Guzman (US) 69	8. Carpenter (JC) 34
9. Anderson (CT) 7	9. Moyer (JC) 62	9. Williams (NW) 34
10. Several tied at 6	10. Gardner (WS) 61	10. Trachsel (AS) 33

FIREMAN AWARD

PTS.	W	L	S
1. Howry (NW) 32	2	0	15
2. M. Maddux (JC) 23	5	0	9
3. Hoffmann (FV) 23	5	1	10
4. Rivera (WS) 22	2	2	12
5. Yan (CT) 15	1	2	9
6. Taylor (SC) 15	1	0	7
7. McElroy (CT) 14	2	1	7
8. Mantel (AS) 13	3	4	9
9. Shaw (TX) 12	2	4	9
10. Darenbourg (US) 10	2	0	4

WINNING % (min. 6 decisions)

1. Clemens (FV) 9-1	0.900
2. Martinez (FV) 8-1	0.889
3. Reynolds (AS) 5-1	0.833
4. Leiter (WS) 7-2	0.778
5. Moyer (JC) 7-2	0.778
6. Telemaco (SC) 7-2	0.778
7. Perez (US) 7-3	0.700
8. Erickson (JC) 7-3	0.700
9. Anderson (CT) 7-4	0.636
10. Woodard (KK) 7-4	0.636

4.

7.



NATIONAL LEAGUE STANDINGS



* EAST *		* WEST *	
TEAM	WON	LOST	PCT.
WINDHAM	29	24	0.547
WALL STREET	32	29	0.525
HAZARVILLE	28	29	0.491
ALLYN STREET	27	30	0.474
TAYACHSETTS	28	33	0.459
US JARHEADS	27	34	0.443
* WEST *			
FARM VALLEY	38	15	0.717
JERSEY CITY	31	22	0.585
KLUBBERS	30	23	0.566
CONNECTICUT	27	30	0.474
SILVER CITY	23	26	0.469
PHOENIX	13	36	0.265


LEAGUE LEADERS

AVERAGE (Min. 3.1 PA/G)		RUNS BATTED IN		RUNS SCORED	
PLAYER	PA/G	PLAYER	RBIS	PLAYER	RS
1. Griffey	(FV)0.397	1. Gonzalez	(KK) 66	1. Griffey	(FV) 50
2. Piazza	(FV)0.361	2. Canseco	(KK) 57	2. Jones	(FV) 49
3. Davis	(JC)0.346	3. Guerrero	(FV) 52	3. Bagwell	(HP) 48
4. Hamilton	(AS)0.338	4. Griffey	(FV) 50	4. Castillo	(JC) 46
5. Klesko	(JC)0.331	5. Rodriguez	(US) 46	5. Guerrero	(FV) 46
6. Olerud	(HP)0.327	6. Bagwell	(HP) 43	6. Canseco	(KK) 45
7. Biggio	(FV)0.321	7. GarciaParra	(FV) 43	7. Piazza	(FV) 43
8. Bagwell	(HP)0.317	8. Eastley	(JC) 42	8. Bagwell	(HP) 43
9. Bell	(TX)0.316	9. Jones	(FV) 42	9. Kent	(FV) 41
10. Gonzalez	(KK)0.311	10. Rothen	(HP) 42	10. 3 tied	40

HOME RUNS		DOUBLES		TRIPLES	
PLAYER	HR	PLAYER	DBL	PLAYER	TRP
1. Canseco	(KK) 22	1. Biggio	(FV) 25	1. Disarcina	(HP) 5
2. Castillo	(JC) 21	2. Fryman	(US) 20	2. Dellucci	(HP) 5
3. Guerrero	(FV) 21	3. Anderson	(US) 20	3. Jeter	(SC) 4
4. Rodriguez	(US) 20	4. K.Young	(TX) 19	4. J.Bell	(KK) 4
5. Gonzalez	(KK) 18	5. Floyd	(WS) 19	5. Clayton	(WW) 4
6. Bagwell	(HP) 18	6. Kent	(US) 18	6. Vina	(CT) 4
7. GarciaParra	(FV) 17	7. Finley	(TX) 18	7. Vizquel	(JC) 4
8. Griffey	(FV) 16	8. Valentin	(HP) 17	8. Several	tied at 3
9. Burnitz	(US) 16	9. Boone	(TX) 17	10. Several	tied at 3
10. Davis	(JC) 16	10. Spiers	(WS) 17		

STOLEN BASES		STRIKEOUTS		WALKS	
PLAYER	SB	PLAYER	SO	PLAYER	BB
1. Stewart	(SC) 24	1. Burnitz	(US) 65	1. Bagwell	(HP) 51
2. T.Goodwin	(SC) 19	2. Fryman	(US) 63	2. Rothen	(HP) 45
3. Renteria	(CT) 18	3. Rodriguez	(PR) 63	3. Canseco	(KK) 39
4. Canseco	(KK) 15	4. Sorrento	(PR) 59	4. Curitts	(US) 37
5. Knoblauch	(AS) 14	5. Canseco	(KK) 53	5. Hamilton	(AS) 36
6. Vina	(CT) 12	6. Aorru	(HP) 51	6. Jaha	(US) 35
7. McRae	(WW) 12	7. McRae	(WW) 49	7. Olerud	(HP) 35
8. Nixon	(WS) 12	8. J.Bell	(KK) 48	8. McRae	(WW) 34
9. Hunter	(KK) 12	9. Dellucci	(HP) 47	9. Alfonso	(CT) 29
10. Jeter	(SC) 11	10. Green	(HP) 47	10. Valentin	(HP) 28

- 3B** Jones (HOT) - 6
Brown (FB) - 5
W. Guerrero (AM) - 5
McCracken (LV) - 4
Balle (CD) - 4
Alou (FS) - 4
Many - 3
- SS** Womack (HOT) - 21
Henderson (FB) - 19
Lofon (BR) - 15
Cameron (AM) - 14
Glanville (LV) - 14
Durham (YK) - 13
A.Rod (AM) - 12
2 with 11
- K** Landford (FS) - 70
Sosa (CD) - 67
Lee (AM) - 57
Tatis (LV) - 53
Clark (HOT) - 53
Many - 50
- BB** McGwire (YK) - 49
Lewis (AM) - 40
Thomas (FS) - 40
Larkin (FS) - 40
E. Martinez (YK) - 38
Sheffield (BR) - 36
Ramirez (LV) - 35



Louisville's McCracken with a Speedy 4 Triples



Plymouth's Anderson Still With Great Speed and 19 Steals



Whippers' Lima Off To Nice Start

1999 FAN PITCHING LEADERS


American League

ERA	Wins	Appearances	Strikeouts
Johnson (YK) - 2.35	Balcher (CD) - 12	Rodriguez (HOT) - 25	Johnson (YK) - 112
Cordova (YK) - 2.60	Wells (CD) - 8	Guardado (HOT) - 25	Schilling (BR) - 103
Hamilton (BR) - 2.84	Deal (CD) - 8	Mathews (AG) - 25	Finley (LV) - 83
Brown (SP) - 2.91	Glaynie (SP) - 7	Nen (CD) - 23	Sizemeyer (YK) - 74
Lima (LV) - 3.35	Many - 6	Tavaraz (AM) - 21	Cordova (YK) - 73
Stodolnyer (YK) - 3.59			Cone (CD) - 71
			Helling (AM) - 66
Walks	Losing Pitched	Winning % (L/Drc)	Pitches
Finley (LV) - 46	Brown (SP) - 96.0	Balcher (CD) - 12.40	Nen (CD) - 1,000
Wright (CS) - 45	Schilling (BR) - 92.0	Wells (CD) - 8.1	Williams (YK) 2-0-13
Johnson (YK) - 44	Johnson (YK) - 92.0	Deal (CD) - 8.1	Meat (LV) 2-1-10
Sanchez (LV) - 42	Rogers (CD) - 91.1	Cordova (YK) - 90.0	Brocail (BR) 3-2-10
Hartman (AG) - 40	Helling (AM) - 89.1	Belcher (CD) - 87.0	Gordon (BR) 2-2-10
Rogers (CD) - 40	Bergman (AM) - 82.2		King (CS) 1-1-9
Asacio (LV) - 38			Service (AM) 4-1-7
Candiani (LV) - 38			

6

6

ALE Heats Up; Impeachment Rumors Swirl




The first 1/3 of the 1999 FBNBA season is complete, and the biggest news is the American League East, which finds 4 teams has come from the Mid-Maine Musselmen, who have put together a streak of 7 wins in 10 games to close to within 3 of leader Baton Rouge. The big bats o Dmitri Young, Jeff Cirillo and (surprisingly)

Wilton Guerrero have led the charge which has seen the team BA rise 18 points since the last report date... Meanwhile, rumors of a pending impeachment proceeding continue to fly in the wake of the home 22-4 record of the Yorktown Admirals, who are managed by League President Merklin. The rumors increased dramtically at the conclusion of a recently completed phone series in which (continued on page 2 inside.)

Organization Name

Robert Bruno
Fly-By-Night Baseball Association
33 Stony Hill Drive
Mystic, CT 06355



Bob Figella
HAZARDVILLE POWER KEGS
2900 Dover CT
Windsor CT 06095

(BACK-PAGE)