

# THE FLY-BY-NIGHT BA

April 22, 1999

Volume 25, Issue 5

## American League Highlights

Please make these corrections:  
TX#5 traded to WS. Not included in Traded 2000 Draft Picks last newsletter.

Jim Ferguson has moved to 802 Seovill Street Urbana, IL 61801 same phone number.

**Trade 2000 DP's:**

Baton Rouge: #1 to California. #3 to Yorktown

California: #1 to Windham. #3 to Caribou Street.

Also, BR#1 to Windham.

Caribou Street: #3 to Baton Rouge.

Also, KK#2 to ASt.

Jersey City: #1 to Caribou St.

Klee's #2 to Caribou St.

Lake Wobegon: #4 to Windham.

Louisville: #5 to JC. TX#3 to KK.


Phoenix: #3 to

(Continued on page 2)

**Possums Highlights:**

Sirotko throws first Hotlanta shutout lowering ERA to 3.51 and upping record to 4-1. Thompson at 1-6 and 6.97 battling Osborne 0-5 and 10.17 ERA for worst pitcher of the month recognition. Early offensive stats are assbackwards. Guys with bad cards are doing well, guys with good cards stinking up the place. Woe-full Tony Womack .214 BA and Tony "Kitty Cat" Clark

"...get ready to fatten up on the Bandits pitching staff"



Possums' Sirotko: 4-1

.218 BA, 1 HR and 6 RBI in 93 PA's need to get it going.

**BANDITS BANTER:** The Bandits season is rolling along I have lost four straight to the Florida Sun this is after winning my first series of the season against the Mid Maine Mussellmen. The Bandits are 11-18. The Bandits offence has been great the team average is .310 with Manny Ramirez leading the way with 10 HR's. The Bandits pitching staff has performed as expected with hitting in the clutch, they could have split the series Vs the Sun two times I have the bases

## 89ERS Pitching staff needs a REST

**Allyn Street:** The 89ERS started the season with 9 pitchers on the roster but Manager Joe Torre said that will change when the 89ERS move back to the NLEast teams. "We will add one maybe two additional guys to the pen. We are losing to many close

games".... The team's starting pitching, the biggest question mark on the club, has been awful. The only two starters with ERA's under 5.00 are **Shane Reynolds** (3-0 3.18) and **Ramon Martinez** (1-0 3.18). The bullpen, which has been over worked will

need help. RHP **Paul Quantrill** has been effective allowing only two earned runs in 16IP (1-0-1) 1.13ERA. But, **Matt Mantei** (2-3-2 4.09) in 17.2IP and **Dustin Hermanson** (2-2-1 4.29) in 38.1IP need some rest.... SS **Shawon Dunston** feels as if he has been

**Table of Contents:**

League News from the Commissioner... Traded Draft Picks.... Team News.....	1-2
Traded Draft Picks... Team News continued and -BP's.	3
American League Stats	3-4
National League Stats	5-6

## Buttets starting to fall to the injury bug!

loaded and failed to score the winning run in the 9th and ended up loosing. Also, Hudek has given up a winning run or HR to loose a game doesn't help. I will have a completely new rotation for the third block of games; I will E-mail them out later this month for block three. So again get ready to fatten up on the Bandits pitching staff.

**Baton Rouge Notes:** The injury bug had largely bypassed the Bullets so far this year until this past week. While many players seemed to be blowing out knees and elbows this spring at an unusually high rate, Baton ROuge had escaped

with some minor aches and pains. Carlos Guillen changed all that by having a season ending injury - I don't even know what he hurt yet. Just heard it on Baseball Tonight. I guess I will be using utility guys at second again next year. Then I heard Alex Fernandez is back on the DL with a tired arm, perhaps worse. Now I am just waiting for Hundley to fall.

**Dreamers Weavings** - The Dreamers continue to win, now in the midst of a 13 game winning streak. The big 4 continue to produce (53 HR's in 37 games, and Tim Belcher continues to win (now at 7-0, trying for

his 2nd 20 win season in 3 years). Note to league president - I liked your portrayal of "my best suit" so much that the Dreamers are considering it as the new uniform. Unfortunately, I can't relate to the leisure suit, as it's more a product of YOUR AGE GROUP. By the way, when do we get to see the "# in the games back column again? Dream on.....

**M-Notes...**Not much to report this period as the M's prepare to play the offensive powerhouses from the A.L. West. I hope not to much blood gets spilled. The M's offense continues to sputter. It seems that

## Mussellmen having hard time getting started.... Dunston Reborn at Allyn Street

every year we have a hard time getting started at the beginning of the season. In the "real" world my main man A-Rod has gone down with a semi-serious injury. Now that I've traded Jose Hernandez I have to hope that Enrique Wilson will get some decent playing time in Cleveland. So far he has. I've been interested to read the "articles" in the newsletter. I I cand find the time I'll write one about trying to build a team through drafting. Here's a

preview...it doesn't work that well. That's it for now. Oh, I almost forgot Mel Nieves is available if anyone is interested. He's got a nice on-base card but is playing in Japan the last I heard.

Chris

continued from page 1... **DUNSTON REBORN** .... SS **Shawon Dunston** feels as if he has been reborn. Since being picked up on waivers from USJ, Dunston is hit-

ting .324 4D, 2HR, 7RBI, .405OBP & .595SLG....

**All-Time Stats:** Jose Vizcaino 793G passing Edgar Martinez for 7th. Darryl Hamilton 3300AB, and his 462R passing Shane Mack for 4th. Chuck Knoblauch had his 400th RBI and 46HR passing Bill Buckner for 10th on the HR list....  
Pitching Stats: Shane Reynolds 900thIP and 117thGS to pass Greg Hibbard in GS. Paul Quantrill 500thIP. Steve Trachsel 50th Win.

## League News continued...

(Continued from page 1)

Louisville.

Plymouth: #1, #2, #3 to Allyn Street.#4 to Caribou Street.

Silver City: #2 to California.

Taxachusetts: #3 to Louisville.#5 to Wall Street.

Windham: #3 to Lake Wobegon.

Yorktown: #1 to Baton Rouge. #2 to Caribou Street. #3 to Louisville.

## KLUBBER KLIPS

The transformation of the Klub is finally showing as the team begins its romp through the National League Least. Off to its best start in at least five years, the Klubbers took three of four from both the Willimantic Warriors and the Tax Collectors from Massachusetts, who, curiously, play many of their home games in Connecticut, home of the nation's highest gasoline taxes. At three games over .500 the Klubbers haven't been this far above water since the end of 1994 when the entire right side of the infield, fed up with the antics of GM and Owner-for-Life Klee, decided to retire, thus ushering in the dark years of the Joey Cora Era.

Is it possible, could it be, do you think there's a chance that one or both of the NL East's post-season representatives could finish the regular schedule with a sub .500 record?

(min. 1 IP/game)	E.R.A. - Starter	MOST INNINGS PITCHED	RELIEF APPEARANCES
1. Escobar (US) 2.06	1. Williams (NW) 70.3	1. Hernandez (NW) 17	1. Hernandez (NW) 17
2. Letter (WS) 2.30	2. Moyer (JC) 68.0	2. Letter (PR) 17	2. Letter (PR) 17
3. Maddux (TX) 2.30	3. Erickson (JC) 67.0	3. Benitez (CT) 17	3. Benitez (CT) 17
4. Haynes (HP) 2.73	4. Perez (US) 61.0	4. Reed (TX) 17	4. Reed (TX) 17
5. Harrisch (HP) 2.83	5. Maddux (TX) 54.2	5. Hermanson (AS) 16	5. Hermanson (AS) 16
6. Morris (CT) 3.03	6. Saunders (PR) 50.2	6. A ton tied with 15	6. A ton tied with 15
7. Reynolds (AS) 3.18	7. Hampton (CT) 50.0	7. A ton tied with 15	7. A ton tied with 15
8. R. Martinez (AW) 3.32	8. Guzman (PR) 47.1	8. A ton tied with 15	8. A ton tied with 15
9. Hawkins (PR) 3.61	9. Peters (PR) 45.1	9. A ton tied with 15	9. A ton tied with 15
10. Peters (PR) 3.61	10. Wood (PR) 45.1	10. A ton tied with 15	10. A ton tied with 15

MOST WINS	MOST STRIKEOUTS	MOST WALKS
1. Hernandez (NW) 6	1. Saunders (PR) 52	1. Williams (NW) 29
2. Moyer (JC) 5	2. Wood (PR) 50	2. Wakefield (TX) 27
3. Leiter (WS) 5	3. Moyer (JC) 49	3. Carpenter (JC) 26
4. Perez (US) 4	4. Erickson (JC) 43	4. Wood (PR) 25
5. Anderson (CT) 4	5. Leiter (WS) 43	5. Alvarez (PR) 22
6. Maddux (TX) 4	6. Reynolds (AS) 42	6. Perez (US) 21
7. Erickson (JC) 4	7. Maddux (TX) 42	7. Kille (AS) 21
8. Yoshii (KK) 4	8. Carpenter (PR) 39	8. Guzman (PR) 19
9. Yan (CT) 3	9. Guzman (US) 38	9. A ton tied with 18
10. Several tied w/ 3	10. Williams (NW) 38	10. A ton tied with 18

FIREMAN AWARD	PTS. W - L - S	WINNING % (min. 5 decisions)
1. Howry (NW) 22	0-0-1	1. Hernandez (NW) 6-1 0.857
2. M. Maddux (JC) 20	4-0-8	2. Letter (WS) 5-1 0.833
3. Rivera (WS) 15	1-0-7	3. Anderson (CT) 4-1 0.800
4. McElroy (CT) 9	1-1-5	4. Yoshii (KK) 4-1 0.800
5. Hoffman (PV) 9	1-0-4	5. Moyer (JC) 5-2 0.714
6. Taylor (SC) 9	1-0-4	6. Maddux (TX) 4-2 0.667
7. Shaw (JC) 8	1-2-6	7. Perez (US) 4-2 0.667
8. C. Reyes (TX) 8	0-0-4	8. A ton tied with 18
9. Yan (CT) 7	1-1-4	9. A ton tied with 18
10. Letter (PR) 7	1-1-4	10. A ton tied with 18

**G-FILES - Other than Mike Maddux & Carlos Reyes, the Jersey City bullpen has been BRUTAL**  
**111** Starters are doing a little better with everyone's ERA in the 4.00 to 5.99 range.  
 This is definitely NOT the year of the pitcher, at least in Jersey City.

**JARHEAD SCUTTLEBUTT - STRANGE STAT - Henry Rodriguez leads the Jarheads with 14 Home Runs and 26 RBI, but he has only 1 double!!**  
 31 hits - 1 double 2 triples 14 HR's

**DEVIL DOODLES - Connecticut continues to tread water playing around the .500 mark but should remain in the wild card playoff chase as no competitor looks to be able to run away.**  
 The Blue Devils have seen most of their success come from close games as they have an 8-2 record in one-run games!!  
 The offense has been very balanced to start the season as 7 players have 10 or more RBI and 8 players have 10 or more runs scored so everyone is pitching in. Power will be somewhat down this year except for Mondesi, Martinez and Williams. Those three have combined for 26 of the 36 HR's hit by the Blue Devils. However, pitchers have allowed 46 HR's led by Carlos Castillo's 9 HR's in 32 innings!! OUCH!!


**KINGIT KNOWIES - The top of the order keeps on running! Tom Goodwin leads the team with 16 SB and Shannon Stewart is right behind with 15. Derek Jeter is 3rd with 9 SB's. Lack of run production has the Silver City front office trying to find solutions. Pitching continues to be average with flashes of brilliance. (i.e. Kevin Tapani's 2 shutouts!!!) It also shows flashes of ugliness. (i.e. Tapani's ERA of 7.17 - with 2 shutouts!!!)**

# The FBNA American League


Standings	W	L	GB	PCT	Home	Road	Streak	L10	BA	ERA
American East	16	9	-	0.640	9-6	7-3	W3	6-4	0.277	4.29
Boston Rouge	13	7	0.5	0.650	6-4	7-3	L1	7-3	0.303	3.31
Salem	11	9	2.5	0.550	5-5	6-4	W1	6-4	0.314	4.53
Plymouth	11	18	7.0	0.379	5-14	6-4	L5	3-7	0.238	5.48
Carroll Street	11	19	7.5	0.367	7-10	4-9	L4	3-7	0.310	5.73
Louisville	11	19	7.5	0.367	7-10	4-9	L4	3-7	0.310	5.73
Mid-Maine	10	19	8.0	0.345	3-7	7-12	L5	4-6	0.248	5.08
American West	30	7	-	0.811	19-4	11-3	L1	9-1	0.303	3.67
California	20	9	6.0	0.690	12-2	8-7	W4	8-2	0.288	3.10
Yerktown	17	12	9.0	0.586	8-6	9-6	-	-	0.319	6.16
Lake Wabegon	12	13	12.0	0.480	9-6	3-7	-	-	-	-
Florida	4	11	15.0	0.267	1-4	3-7	L5	3-7	-	-
Arsenal	4	11	15.0	0.267	1-4	3-7	L5	3-7	-	-
Hellonite	10	19	16.0	0.345	7-12	3-7	W2	5-5	0.271	6.19




Al's Dubeau: ZLows scored makes "O" 50.



California's Sosa: 15 Dongs, 44 Ribbles



Son's Snow: .446!



Bandit's Glenville: 14 2-baggers

## 1999 FBNA Pitching Leaders

Average	Home Runs	RBI's	Runs
Snow (FS) - .448	McGwire (TK) - 15	Sosa (CD) - 44	Sosa (CD) - 34
Lee (LV) - .415	Sosa (CD) - 15	Belle (CD) - 43	Belle (CD) - 33
Edmonds (SP) - .378	Vaughn (CD) - 14	McGwire (TK) - 37	Vaughn (CD) - 29
Walker (FS) - .369	Palmarino (CD) - 13	Vaughn (CD) - 35	Palmarino (CD) - 28
Deshields (CD) - .366	Belle (CD) - 11	Palmarino (CD) - 30	McGwire (TK) - 28
Zalle (FS) - .366	Ramirez (LV) - 10	Ramirez (LV) - 29	Durban (TK) - 26
E. Martinez (TK) - .366	Lanford (FS) - 9	M. Vaughn (SP) - 24	Glanville (LV) - 26
Belle (CD) - .361	Several - 8	Lanford (FS) - 24	Walker (FS) - 25

## American League

2B
Belle (CD) - 16
E. Martinez (TK) - 15
Glanville (LV) - 14
Vaughn (LV) - 11
Ramirez (CD) - 11
D. Lee (NW) - 10
Delgado (SP) - 10
Manny - 9



# NATIONAL LEAGUE STANDINGS



* EAST *	WALL STREET		PCT.	GB	HOME ROAD		STREAK	BA	ERA
	MON	LOST			10	10			
WINDHAM	20	13	0.562	-	14-9	6-8	5-5	MON 2	.267
TAYACHUSETTS	16	17	0.485	2.0	9-10	7-7	4-6	LOST 1	.293
HAZARVILLE	12	13	0.480	2.0	8-7	4-6	4-6	LOST 6	.251
ALLYN STREET	13	16	0.448	3.0	3-7	10-9	3-7	LOST 2	.267
US JARHEADS	14	22	0.389	5.5	6-11	8-11	5-5	MON 2	.250

\* WEST \*

FARM VALLEY	JERSEY CITY		PCT.	GB	HOME ROAD		STREAK	BA	ERA
	MON	LOST			10	10			
KLUBBERS	21	16	0.568	4.0	8-6	13-10	7-3	LOST 1	.288
CONNECTICUT	18	15	0.545	5.0	11-8	7-7	6-4	LOST 1	.255
SILVER CITY	17	16	0.515	6.0	8-6	9-10	5-5	MON 1	.277
PHOENIX	15	18	0.455	8.0	8-19	2-8	3-7	MON 1	.230

## LEAGUE LEADERS

AVERAGE (Min. 3 IP/9)		HUNS BATTED IN		HUNS SCORED	
1. Davis (JC) 0.385	1. Gonzalez (KK) 42	1. Jordan (JC) 29	1. Davis (JC) 0.385	1. Gonzalez (KK) 42	1. Jordan (JC) 29
2. Finley (TX) 0.351	2. Canseco (KK) 39	2. Castilla (JC) 27	2. Finley (TX) 0.351	2. Canseco (KK) 39	2. Castilla (JC) 27
3. Piazza (FV) 0.346	3. Jordan (JC) 30	3. Canseco (KK) 27	3. Piazza (FV) 0.346	3. Jordan (JC) 30	3. Canseco (KK) 27
4. Bell (TX) 0.336	4. Griffey (FV) 29	4. Kent (US) 27	4. Bell (TX) 0.336	4. Griffey (FV) 29	4. Kent (US) 27
5. Jones (FV) 0.332	5. Davis (JC) 29	5. Bell (TX) 26	5. Jones (FV) 0.332	5. Davis (JC) 29	5. Bell (TX) 26
6. Jordan (JC) 0.327	6. Young (TX) 28	6. Martinez (CT) 26	6. Jordan (JC) 0.327	6. Young (TX) 28	6. Martinez (CT) 26
7. Hamilton (AS) 0.318	7. Castilla (JC) 26	7. Fryman (US) 25	7. Hamilton (AS) 0.318	7. Castilla (JC) 26	7. Fryman (US) 25
8. Spiers (WS) 0.315	8. Rodriguez (US) 26	8. Greer (KK) 25	8. Spiers (WS) 0.315	8. Rodriguez (US) 26	8. Greer (KK) 25
9. Bagwell (HP) 0.311	9. Kent (US) 25	9. Bagwell (HP) 24	9. Bagwell (HP) 0.311	9. Kent (US) 25	9. Bagwell (HP) 24
10. Guillen (AS) 0.307	10. Fryman (US) 25	10. 3 tied at	10. Guillen (AS) 0.307	10. Fryman (US) 25	10. 3 tied at

### HOME RUNS


1. Castilla (JC) 14	1. Young (TX) 12	1. Vina (CT) 3
2. Rodriguez (US) 14	2. Finley (TX) 12	2. Altomar (HP) 3
3. Canseco (KK) 14	3. Anderson (US) 12	3. DeLuca (HP) 3
4. Gonzalez (KK) 12	4. McRae (WW) 12	4. Disarcina (HP) 3
5. Jordan (JC) 11	5. Posada (KK) 11	5. Vizquel (JC) 3
6. Martinez (CT) 11	6. Eastley (JC) 11	
7. Davis (JC) 11	7. Jordan (JC) 11	
8. Burnitz (US) 11	8. Spiers (WS) 11	
9. 2 tied at	9. Kent (US) 11	
10. 3 tied at	10. 2 tied at	

### STOLEN BASES

STOLEN BASES		STRIKEOUTS		WALKS	
1. T. Goodwin (SC) 16	1. Sorrento (PR) 48	1. McRae (WW) 33	1. T. Goodwin (SC) 16	1. Sorrento (PR) 48	1. McRae (WW) 33
2. Stewart (SC) 15	2. Rodriguez (US) 36	2. Rolan (HP) 23	2. Stewart (SC) 15	2. Rodriguez (US) 36	2. Rolan (HP) 23
3. Renteria (CT) 11	3. Canseco (KK) 35	3. Curtis (US) 23	3. Renteria (CT) 11	3. Canseco (KK) 35	3. Curtis (US) 23
4. Vina (JC) 10	4. Eastley (JC) 35	4. Canseco (KK) 20	4. Vina (JC) 10	4. Eastley (JC) 35	4. Canseco (KK) 20
5. Knoblauch (AS) 9	5. Clayton (NW) 33	5. Bagwell (HP) 20	5. Knoblauch (AS) 9	5. Clayton (NW) 33	5. Bagwell (HP) 20
6. Jeter (SC) 9	6. Burnitz (US) 32	6. Alfonso (CT) 20	6. Jeter (SC) 9	6. Burnitz (US) 32	6. Alfonso (CT) 20
7. Canseco (KK) 9	7. McRae (WW) 31	7. Hamilton (AS) 19	7. Canseco (KK) 9	7. McRae (WW) 31	7. Hamilton (AS) 19
8. Nixon (WS) 8	8. Davis (JC) 30	8. Olerud (HP) 18	8. Nixon (WS) 8	8. Davis (JC) 30	8. Olerud (HP) 18
9. Hunter (KK) 7	9. Fryman (US) 30	9. Vizquel (JC) 18	9. Hunter (KK) 7	9. Fryman (US) 30	9. Vizquel (JC) 18
10. 2 tied at	10. Mondesi (CT) 29	10. 3 tied at	10. 2 tied at	10. Mondesi (CT) 29	10. 3 tied at


### Hogs' Hernandez:

42 W: 665



Silently Reel:  
2-75 ERA

Pezsum's Swank: 4-1



Bullets' Gordon: Flashes  
7 saves at AL



4.

2B	3B	SS	K	BB
Jones (HOT) - 4	Wornack (HOT) - 11	Sosa (CD) - 40	McGwire (YK) - 28	McGwire (YK) - 28
McCracken (LV) - 3	Dunham (YK) - 9	Blowers (CS) - 31	E. Martinez (YK) - 25	E. Martinez (YK) - 25
Tate (LV) - 3	DeShields (CD) - 9	Young (MA) - 30	Thorne (BR) - 21	Thorne (BR) - 21
Mary - 2	Henderson (GR) - 8	McGwire (YK) - 30	Belle (CD) - 20	Belle (CD) - 20
	Glanville (PB) - 8	Tate (LV) - 30	Sosa (CD) - 19	Sosa (CD) - 19
		Ramirez (LV) - 29	Sheffield (BR) - 19	Sheffield (BR) - 19
		Clark (HOT) - 29	Mary - 18	Mary - 18
		K.L. Brown (SP) - 28		

### 1999 FBK Pitching Leaders

ERA	Wins	Appearances
K. Brown (SP) - 1.67	Belcher (CD) - 7	Guarado (HOT) - 16
Stodlemeyer (YK) - 2.25	Deal (CD) - 6	Nen (CD) - 16
Clark (AG) - 2.45	Wells (CD) - 6	Rodriguez (HOT) - 15
Glavinie (SP) - 2.68	Rogers (CD) - 5	Williams (YK) - 11
Road (SP) - 2.75	Mary - 4	Holmes (LV) - 10
Cordova (YK) - 2.85		
Johnson (YK) - 2.87		
Wells (CD) - 2.88		

Walks	Runners Bliched	Winning % (4 Dec.)
Rogers (CD) - 31	Rogers (CD) - 62.2	Balcher (CD) 7-0, 1,000
Johnson (YK) - 28	Wells (CD) - 59.1	Deal (CD) 6-0, 1,000
Sanchez (LV) - 26	Stodlemeyer (YK) - 56.0	Wells (CD) 6-1, 837
Thompson (HOT) - 24	Johnson (YK) - 53.1	Schilling (BR) 4-1, 800
Asacio (LV) - 23	Cone (CD) - 53.0	Glavinie (SP) 4-1, 800
Judea (LV) - 21	Schilling (BR) - 52.0	Stodla (HOT) 4-1, 800
Colon (CS) - 21	Belcher (CD) - 51.2	Rogers (CD) 5-2, 714
	L. Hernandez (CS) - 51.2	Mary 3-1, 750

This reports -BP's: HT 2, error in rotation.  
YTD -BP's: LW 6, SC 2, FS 2, PB 2,  
HT 2, BR 1, AG 1 1/2.