

# 1975 - 1990



# The



# Fly-By-Night

ISSUE 12      DATE 04/30/90



Jarheads



DRAGONS




Galactic

PAWCATUCK



PEQUOTS



TEEM

Lake


Wobegon



MYSTIC



Klee's



YORKTOWN



89ers



Windsor  
Hawks



Warriors



CHIEFS



HAZARDVILLE  
POWDERKEGS



TOPEKA

## INSIDE THE Fly-By-Night Baseball Association

**Commissioner Notes:** I was talking with Dave and Mike about the newsletter and we agreed that a schedule should be worked out so everyone is reporting the a minimum number of games on each Won/Lost report. Well these are the new reporting dates. Please keep this copy and make note of the new schedule.

Won/Lost Report (1) ~~4/17 10 games~~ (6) 6/26 64 games (11) 8/29 122 games  
to League (2) ~~5/01 20 games~~ (7) 7/10 76 games (12) 9/12 133 games  
President. (3) 5/15 30 games (8) 7/24 88 games (13) 9/23 144 games  
(4) 5/29 40 games (9) 8/07 100 games

TEAM STATS to (5) 6/12 56 games (10) 8/18 112 games (14) 10/10 162 games  
League President and TEAM FACT SHEET to COMMISSIONER with any -BP's.

Roster updates: See page 4-item X. ROSTERS: of your Constitution for dates.

1. A question came up about AL pitchers and if they can bat in the FBN. AL pitchers can bat and there is no AB limitations. A team can use the #1 or #2 pitchers card (AL or NL which is almost useless) any time.
  - 1a. A pitcher with a #3 or greater rating is limited to 110% of his real Major League At Bat totals.
2. Pitcher limitation rule. What happens when a double play puts a pitcher over his 2/3 inning pitched limitation? Just remove the pitcher after the double play. Credit him with the full number of innings pitched. He is available for the next game. Remember, a double play cannot anticipated in advance so no penalty.
3. When mailing out results to the Road Manager: you do not have to work up individual batting average or ERA. Only team average and ERA is needed.
4. If you are planning a trip and want to play someone face to face put the games are due at a different date just call the Commissioner and let him know. The games can be reported at a later date.

I call SOM and talked with Steve Barkin, he is in charge with all advance game rules. Jim J. will be working on an **updated guide** to help us playing the game. Look for this sheet in the next newsletter.

\* TRANSACTIONS: \*\*\* effective the 1st game of series #5. \*\*\*\*\*  
1. none

\* If you made a trade and it is not listed remember to list it on your RI's.\*  
Note: Third Seasonal Trading Period from 5/04 to 6/07.

**MINUS BONUS POINTS:** none

TOTAL -BP'S: Lake Wobegon -6, TEEM -3, Galactic -3, USJarheads -1 1/2,  
Poquonock -1, Yorktown -1, Mystic -1/2.

# NATIONAL LEAGUE STANDINGS

* EAST *	WON	LOST	PCT.	GB	HOME	ROAD	LAST 10	STREAK
US JARHEADS	20	16	.556	-	12-7	8-9	4-6	LOST 1
WILLIMANTIC	15	14	.517	1.5	9-5	6-9	4-6	WON 1
PAWCATUCK	13	13	.500	2.0	5-8	8-5	6-4	WON 2
MYSTIC	12	15	.444	3.5	9-7	3-8	4-6	WON 1
ALLYN STREET	10	14	.417	4.0	6-8	4-6	3-7	LOST 2

* WEST *	WON	LOST	PCT.	GB	HOME	ROAD	LAST 10	STREAK
NEW ENGLAND	20	14	.588	-	8-9	12-5	7-3	WON 1
WINDSOR	15	13	.536	2.0	7-7	8-6	4-6	LOST 2
CONNECTICUT	17	17	.500	3.0	10-7	7-10	5-5	LOST 1
KLUBBERS	21	21	.500	3.0	10-12	11-9	8-2	WON 2
POQUONOCK	17	19	.472	4.0	8-12	9-7	3-7	WON 1

## STATISTICS CORNER

### AVERAGE (Min. 3.1 AB/G)

1. Brett (WW) .435
2. W. Clark (CT) .382
3. Baines (MH) .376
4. Franco (WH) .375
5. M. Thompson (US) .368
6. Ray (MH) .367

### RUNS BATTED IN

1. W. Clark (CT) 34
2. Guerrero (US) 27
2. G. Davis (PC) 27
3. Lansford (US) 26
4. Deer (PC) 22
5. Sandberg (KK) 20

### HOMERUNS

1. Deer (PC) 11
2. W. Clark (CT) 9
2. G. Davis (PC) 9
3. Gibson (NE) 8
4. McGriff (AS) 7
5. 5 tied at 6

### RUNS SCORED

1. W. Clark (CT) 25
2. Butler (NE) 23
2. L. Smith (US) 23
2. Lansford (US) 21
3. 4 tied at 20

### STOLEN BASES

1. Butler (NE) 18
2. Lansford (US) 15
3. Sandberg (KK) 11
3. Sax (US) 11
4. Espy (AS) 10

### UNUSUAL STATS:

Poquonock Chiefs
Strikeout Machine
Davis 32 K's (125 AB)
Deer 31 K's (94 AB)
Incaviglia 29 K's (78 AB)

\*\*\*\*\*

### PITCHING RECORD WON/LOST

1. Ojeda (US) 6 - 0
2. Perez (PP) 3 - 0
3. Langston (WH) 6 - 1
4. Reuschel (NE) 5 - 1
4. Hurst (WH) 5 - 1
5. Fernandez (US) 6 - 2

### EARNED RUN AVERAGE

1. Perez (PP) 1.67
2. Fernandez (US) 2.08
3. Langston (WH) 2.16
4. Magrane (KK) 2.30
5. Deshaies (AS) 2.40
6. Reuschel (NE) 2.45

### STRIKEOUTS

1. Fernandez (US) 62
2. Bankhead (US) 47
3. Gubicza (CT) 38
4. Candiotti (US) 35
4. Wetteland (WW) 35
6. 2 tied at 34

### RELIEF APPEARANCES

1. Jackson (NE) 18
1. McDowell (NE) 18
1. Dayley (NE) 18
2. 4 tied at 17

### FIREMAN RELIEF AWARD

1. Pena (NE) 0
1. Henneman (PC) 0
2. Henke (US) 1
3. Montgomery (WW) 2
4. Dibble (CT) 1
4. Nelson (AS) 1

### WON LOST SAVES POINTS

0	2	12	20
0	0	10	20
1	0	5	11
2	1	4	8
1	2	5	7
1	1	4	7

## NATIONAL LEAGUE NEWSLETTER NOTES:

LIME SOX LOWDOWN - The defending N.L. West champs have charged to the top of the division again based on an excellent road record of 12-5!!! After losing 3 games at home to the Poquonock Chiefs, they rebounded with a sweep on the road! In a series vs. arch rival Connecticut, the Lime Sox fought back twice from 7-2 deficits to win ballgames and split the series 3-3. Blue Devil coach Lou Piniella was heard mumbling "They're a bunch of lucky \*\*\$@#@# \*&\$##@# !!"

NINER NOTES - Steve Farr has cut his ERA down from 21.00 to 14.65 with three innings of shutout ball. After dropping the first game of a series vs. Mystic to fall to 3-6, the Niners surprised everybody by winning 4 of the next 5 vs. Mystic to charge to .500. Allyn Street is 4-8 vs. ALE and 6-5 vs. NLE. At home in Allyn Street Stadium, the Niners are hitting .241 with 8 HR's. On the road the 89ers are hitting .282 with 9 HR's in 10 games. The E.R.A. at home is 3.88 while on the road it's 5.42!!

Management made a major mistake in a game vs. Willimantic. Starter Greg Hibbard was pulled after 8 1/3 innings of shutout ball with 1-0 lead. The Warriors were happy to see Hibbard go as they tied the game and won it in the 10th!! You could still hear Hollowaty yelling at Bruno for miscounting the number of pitches Hibbard had thrown as they were leaving the field.

WARRIOR WAVES - The Warriors have been on a small losing streak as of late. Manager Clemente has decided to take the team to Puerto Rico for a week of good ol' R & R so maybe they can get back on their winning ways - at least they will all have nice tans !! George Brett continues to lead the NL in batting average.

PEQUOT POINTS - The two time defending FBN Champions have struggled to a .500 record early in the season. 19 of 26 games played have been 2 or 1 run games with Pawcatuck going 10-9 in them.

Pequot pitching has a 3.95 E.R.A. with two great games:

- 1- Perez/Tekulve/Myers/Reardon combine on a 2 hitter vs. Florida in 4-1 win
- 2- Perez/Olson/Myers lose a No-Hitter in bottom of the 9th vs. Galactic and LOSE the game 1-0 !! A Fernandez triple and Henderson single wins it for Galactic as Pawcatuck strands nine men on base.

KLUBBER KLIPS - The Klubbers, who figure to contend in the tightly contested NL West flirted with .500 in the early going. But this wasn't satisfactory to the fans who began wearing bags over their heads in dismay. Noting the deteriorating conditions at Jim Bouton Field, one fan noted, "Yeah, we're the Fleabaq Kleebags and we ain't takin' these things off until they're over .500!"

Manager Joe Schultz wasn't worried. "The first forty games or so we're playing our weak roster until our snakes in the grass are ready. Wait till Costello, Girardi, Baker and Kittle are activated. We're gonna be something else!!" It wasn't known exactly what that 'something else' would be, however.

As archrival Windsor got off to a fast start, Owner Glen Boucher gave himself a parade as he proclaimed himself the "Greatest Baseball Mind in a Generation!" Klubber GM and Owner-for-Life Klee remained unconvinced and, in a short conversation with his close personal friend Donald Rump, suggested that "self-styled geniuses often become publicly proclaimed fools. So far the only thing Boucher has proven is how to finish in last place!!" Klee is well-known for his dashing good looks, magnetic personality and giant intellect.

**DEVIL DOODLES** - Connecticut continues to flounder around .500 after splitting two series vs. New England and Poquonock. Against the 1st place Lime Sox, the "supposedly" strong bullpen duo of Rob Dibble and Norm Charlton blew 2 games late after holding 7-2 leads!! The biggest highlight, so far for the Blue Devils, was the almost No-Hitter by rookie Jaime Navarro who carried the gem into the 9th against Klee's Klubbers but pinch hitter Daryl Boston led off the 9th with a Home Run to end the drama! Navarro has been the best pitcher for Connecticut with a 4-1 record and 3.93 E.R.A.

Overall, Manager Piniella is frustrated with his pitching staff (5.05 ERA) which was to be the strong part of the team considering the talent and depth. But, the big three - Hershiser (4.74) Gubicza (5.13) and Maddux (5.71) are all struggling. Fortunately, Jose Rijo is expected back at midseason to help.

The offense, however, has been potent batting .283 and averaging 5 runs a game led by Will Clark (featured below), Tony Gwynn (.360) and Barry Bonds (.318) Rookie Jose Gonzalez has been a pleasant surprise batting .345!

**CHIEFS CHAT** - Rob Deer has taken the term "streaky" to new heights. In his first 53 at bats, he clocked 11 Home Runs. Then he went on an 0 for 73 homerun slump. But, he then feasted on poor Greg Maddux of the Blue Devils hitting 4 Homeruns in one game!!! for 8 RBI's. Surely an FBN record!

In a 19-6 loss to Salem, Chief's rookie starter Jim Abbott had the pitching line of the year so far (maybe ever ????)

IP	H	R	ER	BB	SO	HR
4	15	16	12	7	3	4

**HAWK HI-LITES** - The once high-flying Hawks have begun a small nosedive after splitting with Poquonock and losing 4 of 6 to their big rivals - Klee's Klubbers. With 12 games coming up with the tough Lime Sox and Blue Devils, Windsor has their work cut out for them!! In their series vs. the Klubbers, Hawk manager Ralph Houk claimed the Klubbers used "corked banjos" rather than their usual banjos to hit. Houk tried to steal one of the corked banjos but the Klubber banjo boy got away quickly. All Houk could grab was a ukelele used by former Klubber Rafael Belliard!

In response, Klubber GM Klee is filing a lawsuit for recovery of damages caused by the Hawks in the series as they threw all sorts of items around the clubhouse after losing the series. T O B E C O N T I N U E D . . . . .

\*\*\*\* PLAYER PROFILE \*\*\*\*

"THE NATURAL" !!

WILL CLARK- 1B CT Blue Devils

AGE - 26  
 6' 1" 190 lbs.  
 Bats -L Throws -L  
 Born - New Orleans, Louisiana

Acquired - via trade with Salem - 7/88

With his smooth, picture perfect swing, Clark has endless potential and Blue Devil Manager Piniella thinks he could be the MVP if not this year -certainly some year soon!!

He is the TEAM LEADER in average (.382),  
 Home Runs (9), RBI's (34)  
 Runs (25) and walks (22)

Will is 1st in the NL in RBI's, 2nd in average  
 2nd in Homeruns and 1st in runs scored!!



JARHEAD SCUTTLEBUTT : \* \* \*

### JARHEADS BLAST MYSTIC WITH HOMERUN BARRAGE

A recent FTF road trip to Divisional foe Mystic included a record breaking opening game as USJ won 2 of 3 at Holstien Park. In the opener USJ hammered a record 8 homeruns, to bury Mike Scott by the score of 16-6.

Bill Spiers, Lonnie Smith, and Randy Bush each had a pair of homers; and Pete O'Brien and Gino Petralli added one each, back to back, in the 4th inn. Smith also homered in the 4th to tie a USJ record of three HR in an inn. Scott took the brunt of the assault yielding 7 of the HR's and 13 of USJ's 19 hits. Coming into this series USJ had been out homered 17 to 13.

In the 2nd game, new Jarhead Tom Candiotti fell to 0 and 5 when Parrish hit a 7th inn. solo HR to break a 2-2 tie. Candiotti pitched well in 3 of the 5 losses but this time was outdueled by Saberhagen.

USJ won the rubber game 4-2 behind Ojedas complete game. Ojeda fanned 7 and scattered 6 hits and improved his record to a surprising 4 and 0.

\* \* \* \* \*

Milt Thompson thrilled fans at Kate Elizabeth Park with 4 consecutive triples in a 2 game stand vs. the Dragons! In the first game he walked, doubled, and slashed 3 triples to lead USJ to a 10-2 win. A spectacular outfield play stopped his first double from also being a triple. Thompson did make it 4 in a row with another triple in the 1st inn. of game 2. Suttcliffe finally stopped the streak by throwing 3 groundballs in his following AB's. Thompson's team leading BA improved to .370 .

\* \* \* \* \*

Biggest USJ surprises so far ...Ojeda improved to 6-0 with route going win vs. Pawcatuck...Candiotti struggling at 1-5...Lansford 27 RBI in 36 games to lead Guerrero (26), and Smith (22). Steve Sax 36 games without an error... Dunston and Spiers with 6 errors each... Milt Thompson caught stealing 4 times in 8 attempts... Candiotti giving up 7 HR in 50 IP( his card:10 HR in over 200IP)

\* \* \* \* \*

USJ moved 4 games over .500 winning 2 of 3 at Paw. Peq. Last years 96 wins seems like a pipe dream the way the division is playing this year. After 18 NL East games USJ is 9-9; going 3-3 with Willimantic Mystic and Pawcatuck. USJ meets the surprising 89ers(6 games) next week before moving on to play the NL West. The 89ers figured to be out of the race early but are hanging tough at 4 games under .500 .

A M E R I C A N      L E A G U E      N O T E S      April 24, 1990

Baton Rouge----Off to a good start for a change. .301 team batting, 4.42 team ERA passable.

Dragons----The Dragons have been getting excellent relief from rookie Steve Crawford, and better-than-expected starting from Derek Lilliquist. Several hitters got off to fast starts. Regulars Todd Benzinger and Alvaro Espinoza are hitting over .300.

Florida----Good hitting and good pitching, but never in the same games. Hoping to stay around the .500 mark for this year. Surprise of the team is Biggio, who was projected as the second string catcher. Currently he is leading the team in hitting and RBI's. Russell is off to a great start with 6 saves in only 5 ip.

Galactic----Relief pitchers are 10-0 with 11 saves. Top qualifying batter [71 ab] is Reynolds at .227. Pitching staff has allowed 4 or more runs only 8 times in 27 games, 5 or more 4 times in 27 games.

Lake Wobegon----3-13 record speaks for itself! We're lousy.

Topeka----Rolando Roomes has a lower ERA [5.40] than 3 of my 5 starters. Maybe we should vote on the out-of-position rule. When Frank Ferdue was a lot younger he must've looked a lot like Robby Thompson.

Hazardville----Salem----Yorktown----no report

From the President's Corner

After a chat with Rob regarding the mailing of team stats, we will try to get the reports back to the teams in a more timely fashion. For the next report [due 5/08], I will be including team stats for series 1-7 [32 games]. As soon as you have completed series 7, you may send in your report. You can always include a later dated series, but the hope is that if the games are already finished we can try to get the results back sooner to the teams. If they're sent in sooner, you'll get 'em back sooner.

Stat Notes-----Baton Rouge--Mike, please include some relief stats for your team. Teem--Bruce, your stat sheet is fine, it would be a help if you would circle your team leaders for the report. Thanks

If you want some information injected into the newsletter, send it along in the next report.

AL East **Thru Series 4**				
	W	L	Pct	GB
Baton Rouge	10	6	.625	0
Iloom	9	7	.562	1
Salem	7	9	.438	3
Harardville	6	10	.375	4
Dragons	5	11	.312	5

AL West **Thru Series 4**				
	W	L	Pct	GB
Galactic	12	4	.750	0
Yorktown	11	5	.688	1
Florida	9	7	.562	3
Topeka	7	9	.438	5
Lake Wobegon	3	13	.188	9

ERA		
Morgan	YA	0.46
Thurmond	LW	1.65
Garrelts	GG	2.23
DeLeon	BR	2.29
Cerutti	SP	2.43
Bosio	SP	2.47
Martinez	FS	2.57
Smoltz	TE	2.63
Aquino	FS	2.66
Blyleven	GG	2.66
Ryan	TE	2.70
Kilgus	HP	2.77
Grant	LW	2.82

Games		
Acker	SP	16
Lamp	TL	16
Smith	GG	14
Franco	TL	13
Wells	FS	12
Aquino	FS	12
Minton	SP	12
Reed	SP	12
Gordon	BR	11
Berenguer	HP	11
McClure	TL	11

Batting Average

Sierra	YA	.388
Yount	TE	.367
Thon	BR	.366
Coleman	TL	.351
Hrbek	BR	.348
Palmeiro	BR	.348
Biggio	FS	.348
Eisenreich	BR	.343
Jacoby	TL	.343
A. Davis	SP	.337
Espinoza	DR	.333
Reed	FS	.333
Raines	TE	.333
Harper	TL	.333

RBI's

Tettleton	HP	24
Eisenreich	BR	22
Howell	BR	20
O'Neill	TL	19
Davis	GG	18
Harper	TL	18
Barfield	BR	17
Hrbek	BR	17
Dawson	GG	17
Brunansky	SP	17
Sierra	YA	17

Strike Outs

Moore	GG	40
Ryan	TE	40
Darling	BR	39
DeLeon	BR	38
McCaskill	BR	30
Johnson	TL	29
Bosio	SP	24
Steib	GG	23
Brown	TL	22
Smith, L	GG	21
Hill	DR	20
Martinez	FS	20

Runs

A. Davis	SP	19
Coleman	TL	19
Eisenreich	BR	18
Thon	BR	18
Henderson	GG	18
Bradley	SP	18
Bell	TL	17
Sierra	YA	17
Barfield	BR	16
Howell	BR	16
Hrbek	BR	16
Raines	TE	16

Home Runs

Howell	BR	8
Tettleton	HP	7
Dawson	GG	6
Davis	GG	6
Barfield	BR	6
Galarraga	TL	5
Bell	TL	5
Jackson	FS	5
O'Neill	TL	5
Sierra	YA	5

Stolen Bases

Henderson	GG	14
Coleman	TL	11
DeLeon	TL	8
Reynolds	GG	6
DeLoach	BR	5
Roberts	FS	5
Felix	LW	5
Bradley	SP	5
Felly	YA	5

Relief Pitching

	Pts	W	L	SV	
Russell	FS	12	0	0	6
Smith, L	GG	11	3	0	4
Kipper	GG	11	3	0	4
McClure	TL	11	1	1	6
Acker	SP	8	2	0	3
Hickey	HP	7	1	0	3
Landrum	TE	4	0	1	3
Innis	TL	4	2	0	1
Howell	DR	2	0	0	1
F. Williams	HP	2	0	0	1
Plesac	SP	2	0	0	1

W/L Record

	W	L	Pct	
DeLeon	BR	5	1	.833
Ryan	TE	4	0	1.000
McCaskill	BR	4	1	.800
Moore	GG	4	2	.667
Martinez	FS	3	1	.750
Hopper	GG	3	1	.750
Smith, L	GG	3	1	.750
Blyleven	GG	3	1	.750
Bosio	SP	3	1	.750
Acker	SP	2	0	1.000
Black	TE	2	0	1.000
Innis	TL	2	0	1.000

Editorial            Players out of Position

I read the case for using players out of position and the rebuttals. I became incensed at the letter from Roland Klee. His letter came at a bad time, after his team had soundly beaten me in both my home games. I can't understand that something as simple as a FBM league that is supposed to be fun, can be so frustrating. My wife constantly comes by and asks if I am having fun. This is after I have yelled when the visitors have hit a BP HR on a 1-4 split. I don't suppose that it has happened to any of the other 19 teams, but it seems like I never get a break at home. But I digress.

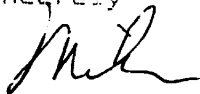
Steve Walters made good points in his letter. Realistically if I had Eric Davis, Robin Yount, Brett Butler, and Ellis Burks on my team, I would move them around and play them everyday. Would it be realistic to have Davis at ss, Butler catching, Burks at 1b, and Yount in cf? In real life yes, for seldom does one team have 1 star player at each position, much less 4 stars at a position.

In our league, we are using a replay type scenario, based on the previous seasons. Therefore we have the limitations of the previous seasons stats to use. We may use them in unique ways to produce some interesting platoon situations, but still we are limited to last year's stats. How I would love to play Canseco for 600 ab's instead of 227. In real life he is playing everyday, so why should I have to play him for only part of a season?

Potentially I have the prospect of having at least three exclusively centerfield players next season [Burks, Grissom, Samuell]. That I think is a problem for the GM of the team, and the field manager, not the rules makers. I say no to playing a player out of position. And I will not move out of this position.

In post-script or post mortem; Roland, what in the world is the invisible hand?

Sincerely



Mike Gerack