

10/25/89

Voting Issue # 23

INSIDE THE F-B-NBA

American League All-Star voting: Seven Ballots

- catcher: Boone (33), LaVelle (9), Fisk (8), Santiago & Surholf (3).
- 1st : Joyner (35), Mattingly (12), Davis (6), Murray (3).
- 2nd : Alomar (30), Lind (23), Samuel (3).
- ss : Larkin (28), Smith (14), Trammell (11), Ripken (3).
- 3rd : Gruber (26), Molitor (21), Sabo (6), Seitzer (3).
- OF : Canseco (35), Gibson (31), Strawberry (29), Tartabull (26), Henderson (19), VanSlyke (15), Dawson (11), Palmeiro (9), Bruasky (9), Burks (5), McGee (3),
- DH : Incavigha (19), Perry (3). * some DH votes included in above outfield
- RHS : Stieb (33), Moore (20), K. Gross (3).
- LHS : Higuera (35), LaPoint (18), Swindell (3).
- RHR : Jones (35), Smith (12), Worrell (9).
- LHR : Davis (23), Leiper (9), Murphy (8), McMurtry (5), Caderet (3)
- MVP : Canseco (30), Tartabull (9), Gibson (6), Henderson (30).
- Cy Young: Heguera (35), Stieb (18), Moore (3).

MANAGER OF THE YEAR: Hamell (24), Walters (19), Fergerson (10), Merklin (3).

Congratulations to Rich Hamell for an outstanding year.

National League All-Star voting: Ten Ballots

- catcher: Steinbach (40), Pena (15), Scioscia (11), Santiago (5), all others 3
- 1st : Galarraga (34), Clark (24), McGriff (22).
- 2nd : Sanberg (47), Barrett (19), Franco (9), Quendo (5), Reynolds (3).
- ss : Ferandez (45), Uribe (15), Guillen (12), Ramirez (5), Stillwell (3).
- 3rd : Boggs (50), Gaetti (21), Bonnilla (6), Wallach (3).
- OF : Winfield (53), Puckett (45), Bonds (39), McReynolds (33), Butler (31), D.Henderson (12), Gwynn (12), Snyder (9).
- DH : Greenwell (26), Deer (26), Breet (8), D.Palmer (5), all others 3. * some dh votes included in outfield total.
- RHS : Gubicza (28), Clemens (26), Cone (9), Scott (6), all others (36).
- LHS : Jackson (38), Browning (28), Candleria (5), all others 3.
- RHR : Eckersly (48), Henneman (20), Harris & Henke (3).
- LHR : Myers (46), Franco (26*), Mirabella (11), Plesac (3).

MVP : Puckett (41), Winfield(14), Bonds & Boggs(6), Clark (5), Galarraga (5)
Cy Young: Gubicza (28), Jackson(21),Clemens(19),Browning(6), Scott & Eck(3).

MANAGER OF THE YEAR: Jalukewicz (24), Fogg (20), Grabowski (19), Nieman(11), Mendez & Gineo (3).

Congratulations to Jim Jalukewicz for his outstanding year.

The All-Star game will be played at Pawcatuck Pequots Stadium. The American League manager will be Commissioner Rob Bruno. The Home team, the National League All-Stars will have Willimantic owner Bob Mendez as manager. As you know, the site of the FB NBA All-Star game is decided on the past years World Series winn-er. The first ever All-Star game in 1989, was played in Galactic Stadium with the American League team as the Home Club. The game was won in extra innings by the National League. The 1990, All-Star game will either be at Lake Wobegon or

it will be back at Pawcatuck. That's right. Lake Wobegon beat Salem in seven games. Details will follow. Pawcatuck beat Connecticut in six games. Details are included in this newsletter.

***** Commissioners Message *****

For reporting all trades. *** NEW RULE *** All trades MUST be reported on a trade slip. NO PHONE CALLS WILL BE ACCEPTED. Reason: I'm losing reported trades. It just makes my job easier if we all use trade slips.

Both managers must send in a trade slip but they DONOT have to be signed by the other manager! (Just make the trade and each GM mail me a trade slip. DONOT mail it to the other GM involved in the trade.)

EXCEPTION TO THE RULE: Trades made on the night of a trade deadline: a phone call will be accepted. Reason: The trade slip envelope would not be able to be POST MARKED ON TIME, so I'll accept the few calls that may come in.

Thank You for your support.

Trades made now during the no trading allowed period that become effective on January 1st 1990 may be reported now on a trade slip. BUT, do not include these players on your end of the season (1989) player roster which is now due. All managers must mail in your end of season rosters. Include all players that you own. I'll be mailing all end of the year rosters to all members in the next newsletter with the voting results.

All-Star report by Bob Mendez:

The 2nd All-Star game was played at Pawcatuck Field, with Rob Bruno managing the American League and Bob Mendez guiding the National Leaguer's. Danny Jackson started for the NL (top vote getter for starting pitchers), while Teddy Higuera took the mound for the AL (top vote getter for starting pitchers). The AL took an early 1-0 lead in the 2nd inning as D. Strawberry laced a double into right and moved to 3rd on a W. Joyner single and scored on a K. Gruber Sac Fly. But, that was all the scoring the AL was going to do. In the 3rd the NL got to Higuera as Fernandez, Sandberg and Boggs led with consecutive singles and a costly error by Alomar put the NL ahead 4-1. The brilliant fielding plays by T. Fernandez kept the AL off the bases and the crushing blow came in the sixth as pinch hitters G. Gaetti and K. McReynolds slammed two M. Davis pitches for back to back homeruns to seal the game 7-1. Gaetti and McReynolds received MVP awards for their efforts while Fernandez won the All-Star gold glove award. Jackson got the win, Higuera took the loss. The NL has taken a 2-0 lead in the All-Star series - what will next year bring

I would like to thank Bruce Fogg, Dave Gineo, and Mike Gerack for going over all the team final stats to check for over use. That saved the Commissioner a great amount of time.

Minus Bonus Points: -1BP for each day late (Max. -3BP). -4BP For missing this report. Mystic -1. Over use of a player.

***** Minus Bonus Point Totals: *****

[1] Washington -20	[5] Galctic -6	[9] Pawcatuck -3	[13] Dragons
[2] TEEM -12	[6] Lake Wobegon -4	[10] Florida -3	
[3] Mystic -12	[7] Salem -4	[12] Connecticut -2	
[64] Willimantic -7	[8] New England -4	[11] Asylum -1	

SERIES # **1731** ALL-STAR GAME
 GAME # **NATIONALS** up 1 game
 WON **1** LOST **0**
 SEASON WON **2** LOST **0**
 PITCHER AB BPS (LHB) **1-8** BPH **1-8** ABM
 BPS (RHB) **1-4** BPH **1-6** steal opp. **57/13**
 1989

POS.	1	2	3	4	5	6	7	8	9	10	AB	R	H	2B	3B	HR	RBI	BB	SO	SB	CS	E	
1. LARKIN (D) SMITH	SS	1	2	3	4	5	6	7	8	9	10	3	1	1									
2. MORAN	2B	1	2	3	4	5	6	7	8	9	10	3	1	1									
3. CHANCE (D)	3B	1	2	3	4	5	6	7	8	9	10	4	1	1									
4. GIBSON (D) JAMES, YULE (D)	1B	1	2	3	4	5	6	7	8	9	10	3	1	1									
5. SUMMERS (D) SMITH, CE	CF	1	2	3	4	5	6	7	8	9	10	2	1	1									
6. STRAWBERG	LF	1	2	3	4	5	6	7	8	9	10	4	1	1									
7. JORNER (D) MATHIAS, G (D)	RF	1	2	3	4	5	6	7	8	9	10	3	1	1									
8. BRADY (D) PALMER (D) (D)	P	1	2	3	4	5	6	7	8	9	10	1	1	1									
9. GIBSON (D) MATHIAS, G (D)	SS	1	2	3	4	5	6	7	8	9	10	2	1	1									
10. GIBSON (D) MATHIAS, G (D)	CF	1	2	3	4	5	6	7	8	9	10	2	1	1									
11. GIBSON (D) MATHIAS, G (D)	LF	1	2	3	4	5	6	7	8	9	10	2	1	1									
12. GIBSON (D) MATHIAS, G (D)	RF	1	2	3	4	5	6	7	8	9	10	2	1	1									
13. GIBSON (D) MATHIAS, G (D)	P	1	2	3	4	5	6	7	8	9	10	1	1	1									
14. GIBSON (D) MATHIAS, G (D)	SS	1	2	3	4	5	6	7	8	9	10	2	1	1									
15. GIBSON (D) MATHIAS, G (D)	CF	1	2	3	4	5	6	7	8	9	10	2	1	1									
16. GIBSON (D) MATHIAS, G (D)	LF	1	2	3	4	5	6	7	8	9	10	2	1	1									
17. GIBSON (D) MATHIAS, G (D)	RF	1	2	3	4	5	6	7	8	9	10	2	1	1									
18. GIBSON (D) MATHIAS, G (D)	P	1	2	3	4	5	6	7	8	9	10	1	1	1									
19. GIBSON (D) MATHIAS, G (D)	SS	1	2	3	4	5	6	7	8	9	10	2	1	1									
20. GIBSON (D) MATHIAS, G (D)	CF	1	2	3	4	5	6	7	8	9	10	2	1	1									
21. GIBSON (D) MATHIAS, G (D)	LF	1	2	3	4	5	6	7	8	9	10	2	1	1									
22. GIBSON (D) MATHIAS, G (D)	RF	1	2	3	4	5	6	7	8	9	10	2	1	1									
23. GIBSON (D) MATHIAS, G (D)	P	1	2	3	4	5	6	7	8	9	10	1	1	1									
24. GIBSON (D) MATHIAS, G (D)	SS	1	2	3	4	5	6	7	8	9	10	2	1	1									
25. GIBSON (D) MATHIAS, G (D)	CF	1	2	3	4	5	6	7	8	9	10	2	1	1									
26. GIBSON (D) MATHIAS, G (D)	LF	1	2	3	4	5	6	7	8	9	10	2	1	1									
27. GIBSON (D) MATHIAS, G (D)	RF	1	2	3	4	5	6	7	8	9	10	2	1	1									
28. GIBSON (D) MATHIAS, G (D)	P	1	2	3	4	5	6	7	8	9	10	1	1	1									
29. GIBSON (D) MATHIAS, G (D)	SS	1	2	3	4	5	6	7	8	9	10	2	1	1									
30. GIBSON (D) MATHIAS, G (D)	CF	1	2	3	4	5	6	7	8	9	10	2	1	1									
31. GIBSON (D) MATHIAS, G (D)	LF	1	2	3	4	5	6	7	8	9	10	2	1	1									
32. GIBSON (D) MATHIAS, G (D)	RF	1	2	3	4	5	6	7	8	9	10	2	1	1									
33. GIBSON (D) MATHIAS, G (D)	P	1	2	3	4	5	6	7	8	9	10	1	1	1									
34. GIBSON (D) MATHIAS, G (D)	SS	1	2	3	4	5	6	7	8	9	10	2	1	1									
35. GIBSON (D) MATHIAS, G (D)	CF	1	2	3	4	5	6	7	8	9	10	2	1	1									
36. GIBSON (D) MATHIAS, G (D)	LF	1	2	3	4	5	6	7	8	9	10	2	1	1									
37. GIBSON (D) MATHIAS, G (D)	RF	1	2	3	4	5	6	7	8	9	10	2	1	1									
38. GIBSON (D) MATHIAS, G (D)	P	1	2	3	4	5	6	7	8	9	10	1	1	1									
39. GIBSON (D) MATHIAS, G (D)	SS	1	2	3	4	5	6	7	8	9	10	2	1	1									
40. GIBSON (D) MATHIAS, G (D)	CF	1	2	3	4	5	6	7	8	9	10	2	1	1									
41. GIBSON (D) MATHIAS, G (D)	LF	1	2	3	4	5	6	7	8	9	10	2	1	1									
42. GIBSON (D) MATHIAS, G (D)	RF	1	2	3	4	5	6	7	8	9	10	2	1	1									
43. GIBSON (D) MATHIAS, G (D)	P	1	2	3	4	5	6	7	8	9	10	1	1	1									
44. GIBSON (D) MATHIAS, G (D)	SS	1	2	3	4	5	6	7	8	9	10	2	1	1									
45. GIBSON (D) MATHIAS, G (D)	CF	1	2	3	4	5	6	7	8	9	10	2	1	1									
46. GIBSON (D) MATHIAS, G (D)	LF	1	2	3	4	5	6	7	8	9	10	2	1	1									
47. GIBSON (D) MATHIAS, G (D)	RF	1	2	3	4	5	6	7	8	9	10	2	1	1									
48. GIBSON (D) MATHIAS, G (D)	P	1	2	3	4	5	6	7	8	9	10	1	1	1									
49. GIBSON (D) MATHIAS, G (D)	SS	1	2	3	4	5	6	7	8	9	10	2	1	1									
50. GIBSON (D) MATHIAS, G (D)	CF	1	2	3	4	5	6	7	8	9	10	2	1	1									
51. GIBSON (D) MATHIAS, G (D)	LF	1	2	3	4	5	6	7	8	9	10	2	1	1									
52. GIBSON (D) MATHIAS, G (D)	RF	1	2	3	4	5	6	7	8	9	10	2	1	1									
53. GIBSON (D) MATHIAS, G (D)	P	1	2	3	4	5	6	7	8	9	10	1	1	1									
54. GIBSON (D) MATHIAS, G (D)	SS	1	2	3	4	5	6	7	8	9	10	2	1	1									
55. GIBSON (D) MATHIAS, G (D)	CF	1	2	3	4	5	6	7	8	9	10	2	1	1									
56. GIBSON (D) MATHIAS, G (D)	LF	1	2	3	4	5	6	7	8	9	10	2	1	1									
57. GIBSON (D) MATHIAS, G (D)	RF	1	2	3	4	5	6	7	8	9	10	2	1	1									
58. GIBSON (D) MATHIAS, G (D)	P	1	2	3	4	5	6	7	8	9	10	1	1	1									
59. GIBSON (D) MATHIAS, G (D)	SS	1	2	3	4	5	6	7	8	9	10	2	1	1									
60. GIBSON (D) MATHIAS, G (D)	CF	1	2	3	4	5	6	7	8	9	10	2	1	1									
61. GIBSON (D) MATHIAS, G (D)	LF	1	2	3	4	5	6	7	8	9	10	2	1	1									
62. GIBSON (D) MATHIAS, G (D)	RF	1	2	3	4	5	6	7	8	9	10	2	1	1									
63. GIBSON (D) MATHIAS, G (D)	P	1	2	3	4	5	6	7	8	9	10	1	1	1									
64. GIBSON (D) MATHIAS, G (D)	SS	1	2	3	4	5	6	7	8	9	10	2	1	1									
65. GIBSON (D) MATHIAS, G (D)	CF	1	2	3	4	5	6	7	8	9	10	2	1	1									
66. GIBSON (D) MATHIAS, G (D)	LF	1	2	3	4	5	6	7	8	9	10	2	1	1									
67. GIBSON (D) MATHIAS, G (D)	RF	1	2	3	4	5	6	7	8	9	10	2	1	1									
68. GIBSON (D) MATHIAS, G (D)	P	1	2	3	4	5	6	7	8	9	10	1	1	1									
69. GIBSON (D) MATHIAS, G (D)	SS	1	2	3	4	5	6	7	8	9	10	2	1	1									
70. GIBSON (D) MATHIAS, G (D)	CF	1	2	3	4	5	6	7															

Odd round draft order 1990:

Even round draft order 1990:

- 1. PC 6. AS 11. LW 16. NE
- 2. BR 7. FS 12. WW 17. PP
- 3. WM 8. WH 13. TE 18. MH
- 4. TL 9. KK 14. CT 19. SP
- 5. DR 10. YA 15. US 20. GG

- 1. PC 6. YA 11. FS 16. GG
- 2. ~~BR~~ 7. US 12. PP 17. WW
- 3. AS 8. DR 13. LW 18. TE*
- 4. TL 9. KK 14. ~~NE~~ 19. MH* 31
- 5. WH 10. CT 15. SP 20. WM

DRAFT DAY 1990 SUNDAY 02/25/90.

* #18 & #19 changed from last newsletter.

***** Dates to remember for 1990: *****

- 01/01/90 = 1. Mail check to SOM for the new cards.
- 1/24 02/05/90 = 1. Winter Meetings open. Winter Trading Period begins. [ends 02/04]
- 1/31 02/12/90 = 1. Winter Meetings close. Trading ended on 02/04 at 9PM EST
- 2/07 02/12/90 = 2. GM's mail protected roster & draft picks owned to commissioner
- 2/07 02/19/90 = 2. Commissioner mails protected rosters to all GM's. ~~president~~
- 2/16 02/19/90 = 1. GM's mail their written draft instructions & their phone number for the telephone draft to the commissioner.
- 2/16 02/25/90 = 1. DRAFT DAY
- 2/17 02/25/90 = 2. Preseason Trading Begins. [ends 03/11]
- 2/17 02/26/90 = 1. Undrafted players become available to all GM's. Call the commissioner if you're interested in claiming anyone.
- 2/24 03/05/90 = 1. Commissioner mails out the draft results to all GM's.
- 3/2 03/11/90 = 1. Undrafted player selection ends at 6PM EST. Any calls after 6PM EST will be disallowed. Call the commissioner to see if you picked up your player.
- 3/13 03/12/90 = 1. GM's mail their 1325IP & 500AB rosters to their respected league president and a copy to the commissioner. [List IP & AB's before the extra 10% rule.]
- 3/19 03/19/90 = 2. First seasonal trading period begins.
- 3/19 03/19/90 = 3. Trades made from 03/12/90 become effective 1st game of series 5
- 3/23 04/09/90 = 1. Commissioner mails out the opening day rosters to all GM's.
- 3/23 04/09/90 = 1. OPENING DAY FOR THE FBNA'S 16TH SEASON.

***** DRAFT PICKS THAT YOU TRADED AWAY! *****

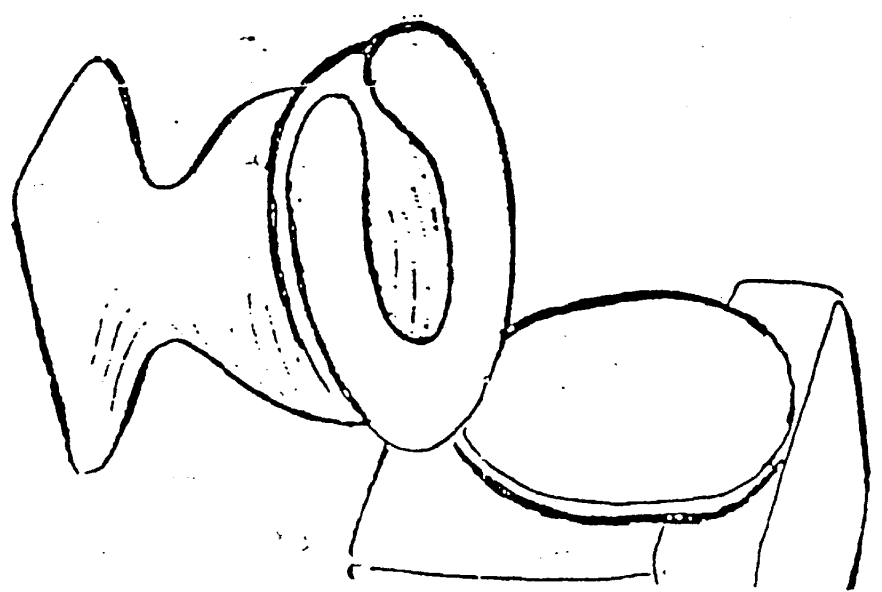
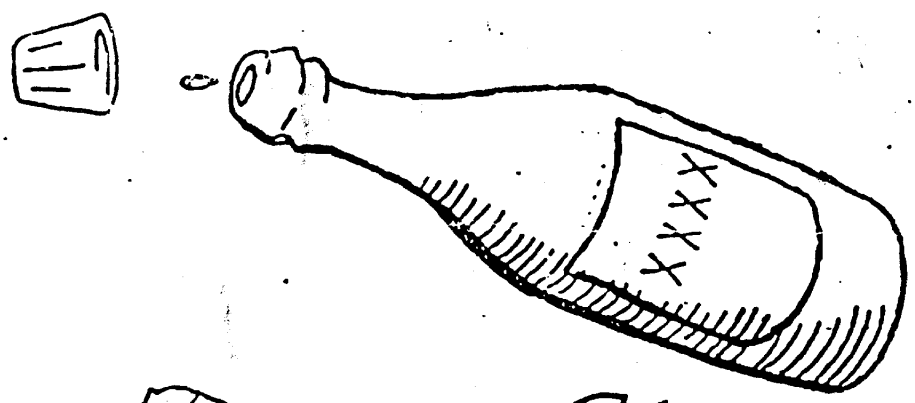
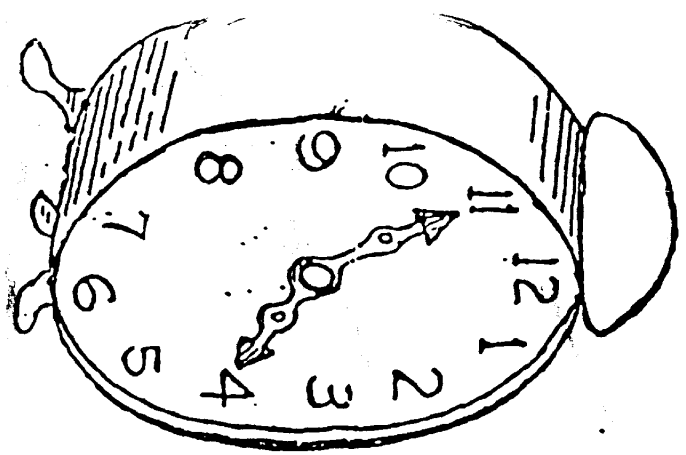
- 1. Allyn Street traded #4 to Washington (It could become #3DP.)
- 2. Pawcatuck traded #2 DP to Washington & #3DP to Mystic.
- 3. New England traded #1DP to Florida & #3DP to Salem & #4DP to Asylum
- 4. Salem traded #1DP to Washington.
- 5. Willimantic traded #5DP to Allyn Street.
- 6. Yorktown traded #4 DP to Windsor
- 7. Galactic traded #3DP to Asylum.
- 8. USJarheads traded #3DP to Salem & #4DP to Asylum.
- 9. Windsor traded #5DP to Washington.
- 10. Washington traded #4 to Florida.
- 11. Poquonock (originally Vermont) traded #1 & #3DP's to Mystic.
- 12. Mystic traded #1DP to Dragons #2DP to Washington & #3DP to Dragons.
- 13. Dragons traded #1 DP to Windsor & #3DP to Florida.
- 14. Lake Wobegon traded #4DP to Florida.
- 15. Salem traded 1NE's #3DP0 to Windsor.
- 16. Washington traded 1PP's #2DP0 to Windsor.
- 17. Dragons traded 1Mystic's #3DP0 to Poquonock.
- 18. Windsor traded 1YA's #4DP0 to Asylum.
- 19. Windsor traded 1NE's #3DP0 to Dragons.

* THIS WILL BE YOUR LAST CHANCE TO CORRECT ME ON DP'S UNTIL 01/01/90, SO IF YOU HAVE RECEIVED A DP AND ITS NOT LISTED ABOVE WRITE ME!

DO YOU KNOW
YOUR BASEBALL ?

1861
5261
91

Answer is on Voting Ballot. See question # 17.



WHAT IS THE SCORE ?
Timing ?
at... ect...

N.L. Championship Series
Connecticut vs. Pawcatuck

Game #1 Conn. 020 100 000 3 10 0 LP - Hershiser
Pawc. 100 020 02- 5 6 0 WP - Perez
Pawc. leads series 1-0

Pawcatuck breaks a 3-3 tie in the bottom of the 8th chasing Orel Hershiser on a BB to Wade Boggs, a triple by Mike Greenwell, and a SAF to deep centerfield by Fred Lynn to win the game. Prior to the 8th, Hershiser held Pawc. to 4 hits. Scott Bradley hit his first HR of the year for Pawc. in the 5th and was robbed of another HR in the 7th by Tony Gwynn. Pascual Perez gained his 3rd straight playoff win scattering 10 hits and 2 BB's in 8 1/3 innings. Ernie Riles and Mel Hall supplied Ct.'s offence. Riles had 3 RBI going 3 for 4 with a 2 run HR. Hall was 3 for 3 with a double and a BB.

Game #2 Conn. 200 001 301 7 11 1 WP - Gubicza Save - Dibble
Pawc. 000 030 100 4 8 1 LP - Smith
Series tied 1-1

Will Clark, Jody Meyer, and Harold Reynolds were the hitting stars for Conn. Clark was 2 for 4 with a 2 RBI double in the 1st and a game tying solo HR in the 6th. Meyer won the game in the 7th breaking a 3-3 tie with a 2 out, 3 run HR. Reynolds chipped in with 2 runs scored hitting 3 singles in 5 AB's. Pawc. bunched 4 hits in the 5th to tie the game but were shut down over the last 2 1/3 innings managing only 2 BB's off of Dan Plesac, Mike Jackson, and Rob Dibble.

Game #3 Pawc. 000 022 000 4 11 0 WP - Tudor Save - Myers
Conn. 010 000 010 2 6 0 LP - Kilgus
Pawc. leads series 2-1

John Tudor scatters 6 hits, 0 BB's over 7 2/3's innings gaining the win. Pawc. gets all the runs it needs in the 5th on a RBI double by Dwight Evans and a RBI single by Ron Jones. Lou Whitaker ices the win with a 2 RBI double in the 6th. A Conn. rally falls short in the 8th. Kurt Manwaring's 2 out pinch hit RBI single makes it 4-2 with runners on 1st and 3rd and chases Tudor. Randy Myers then comes in and retires Tony Gwynn on a ground out to end the threat. Myers gets the save by putting down Jody Meyers, Will Clark, and Terry Stienbach in the 9th.

Game #4 Pawc. 000 000 100 1 3 0 LP - Smith
Con. 000 100 02- 3 8 1 WP - Plesac Save - Henneman
Series tied 2-2

Orel Hershiser has a no hitter going for 7 1/3 innings but leaves the game in the 8th in 1-1 tie allowing 3 hits. Will Clark's solo HR in the 4th gives Ct. the lead. Pawc. ties the game in the 7th on a 2 out pinch hit RBI single by Barry Lyons. Pawc. blows a chance to take the lead in the 8th when with 1 out Mike Greenwell triples off the very top of the wall but is stranded on 3rd. Conn. wins the game in the bottom of the 8th on a 2 out, 2 RBI double by Tim Wallach. Mike Henneman puts Pawc. down 1,2,3 in the 9th for the save.

Game #5 Pawc. 000 003 310 7 14 0 WP - Perez
Conn. 200 002 000 4 4 1 LP - Plesac
Pawc. leads series 3-2

Conn. jumps out 2-0 in the 1st on Tony Gwynn's 2 RBI HR. Pawc. bangs out 7 hits int first 5 innings but doesn't score. The Pequot's then get 3 in the 6th on a 2 out 2 RBI HR by Scott Bradley followed by a BB, single, and RBI single by Greenwell. Conn. regains the lead on a 2 out 2 RBI double by Mel Hall in the bottom of the 6th. Pawc. the puts the game away in the top of the 7th on a big 2 out, pinch hit 3 run HR by Ron Jones off of Dan Plesac. Fred Lynn triples in an insurance run in the 8th. Pascual Perez goes the distance limitting Conn. to 4 hits, 2 BB's, and 1 HBP. Mike Greenwell goes 4 for 4 for Pawc.

Game #6 Conn. 010 010 000 2 6 0 LP - B.Witt
Pawc. 010 130 10- 6 11 0 WP - Browning
Pawc wins series 4-2

Pawc. wins the N.L. crown parlaying 11 his, 7 BB's, and 3 squeeze bunts into 6 runs while holding Conn. to 6 hits and no BB's. Wade Boggs had 3 RBI's on 2 squeeze bunts and a double. Jose Uribe went 3 for 4 with a 2 RBI single. Conn. had 1 solo HR's by Jody Meyer and RJ Reynolds while missing 3 ballpark HR chances. Jeff Reardon and Randy Myers pitched the last 3 innings for Pawc. holding Conn. to 1 single.

AWC. SERIES NOTES: Mike Greenwell reached base his last 12 consecutive plate appearances on 5 BB's, 1 triple, and 6 singles. Greenwell finished the series hitting .500 (11 for 22, with 2 2b's, 2 3b's, 5 BB's). Scott Bradley hit his first 2 HR's of the year.

CONN. SERIES NOTES: Jody Meyers hit 3 HR's with 5 RBI's. Tony Gwynn hit only .174 (4 for 23). Dan Plesac left Conn. on bad terms with owner Dave Ginio after being traded to Salem. In 6 appearances Plesac was not very effective, winning 1, losing 1, 4 IP, 5 runs, 6 hits, 1 HR, 6 BB's, 11.25 ERA.

American League Playoffs: LAKE WOBEGON vs SALEM (by Bob Figella)

Game 1 at Salem: LaPoint vs Higuera. Dave LaPoint shut down Salem on five hits before being pulled with one out and one on in the eighth and a 3-0 lead. Todd Worrell relieved and gave up a first pitch, pinch hit, two run home run to Chad Krueter but hung on for the save. Chris Sabo homered for the Whippets.

Game 1	1	2	3	4	5	6	7	8	9	R	H	E
Lake Wobegon	0	0	1	1	1	0	0	0	0	3	7	0
Salem	0	0	0	0	0	0	0	2	0	2	7	1

WP:LaPoint(1-0) LP:Higuera(0-1) SV:Worrell(1) HR:Sabo(1), Krueter(1)

Game 2 at Salem: Downs vs Smith. The Salem bats finally exploded off Kelly Downs for 3 runs in the third and four runs in the fourth. Key hits were back to back RBI doubles in the third by Trammell and Incaviglia and two run home runs by Moseby and Brunansky in the fourth. The game featured 7 extra base hits for Salem. Andy Van Slyke had a double and home run for Lake Wobegon.

Game 2	1	2	3	4	5	6	7	8	9	R	H	E
Lake Wobegon	1	0	0	0	0	1	0	0	2	4	7	2
Salem	0	0	0	3	4	0	0	1	1	8	13	2

WP:Smith(1-0) LP:Downs(0-1) HR:Moseby(1), Brunansky(1), Van Slyke(1)

Game 3 at Lake Wobegon: Gross vs Burns. The Psychics struck early by scoring 2 in the first as the first four batters all singled, and scoring 5 in the second on five singles and two walks; then held on for the victory. Every Salem starter either scored or had an RBI. Lake Wobegon did not go down easily though. Kruk and Tartabull had home runs in the early innings and the Whippets scored one run in the eighth and ninth innings. The game ended when Brian Holton got Mark McGwire to pop to short with the bases loaded.

Game 3	1	2	3	4	5	6	7	8	9	R	H	E
Salem	2	5	0	0	0	0	0	0	1	8	15	0
Lake Wobegon	1	0	2	3	4	0	0	1	1	5	13	1

WP:Gross(1-0) LP:Burns(0-1) SV:Holton(1) HR:Kruk(1), Tartabull(1)

Game 4 at Lake Wobegon: Higuera and LaPoint hooked up again and Higuera was in control with a 3-1 lead for 7 innings while LaPoint struggled, but the Whippets Jody Davis tied the game in the seventh with a 2 run homer. The homer awoke the Whippets as they came out and rocked Higuera in the eighth; scoring 6 runs in the inning. The big blow was Danny Tartabull's second homer of the game, a three run shot which drove Higuera to the showers and evened the series at 2. Brunansky homered for the Psychics.

Game 4	1	2	3	4	5	6	7	8	9	R	H	E
Salem	0	1	1	0	2	0	0	0	0	3	9	0
Lake Wobegon	0	0	0	1	0	0	2	6	1	9	13	0

WP:LaPoint(2-0) LP:Higuera(0-2) HR:Brunansky(2), Tartabull(2,3), JDavis(1)

Game 5 at Lake Wobegon: Ed Whitson and Mike Boddicker engaged in a real pitchers duel. Boddicker came away with the victory as he scattered 7 hits and 4 walks and got the big out every time he needed it giving Lake Wobegon a 3 games to 2 lead. Whitson was the tough luck loser as he limited the Whippets to 4 hits. Whitson started cold by walking the first three batters before getting a run scoring double play out from Danny Tartabull. In the third; the Whippets combined 3 sacrifice flies from Sabo and Tartabull for all the runs they would need.

Game 5	1	2	3	4	5	6	7	8	9	R	H	E
Salem	0	0	0	0	2	0	0	0	0	2	7	0
Lake Wobegon	1	0	2	0	0	0	0	0	1	3	4	1

WP:Boddicker(1-0) LP:Whitson(0-1) SV:Worrell

Game 6 at Salem: Downs vs Smith. Salem cruised to a 6-3 win sending the series to a seventh game. Bob Boone went 4 for 4 as every Psychic either had a hit or an RBI. Kelly Gruber had 2 doubles and 2 RBI for the winners. Bryn Smith picked up his second win by limiting Lake Wobegon to 4 hits and 2 walks. Ken Phelps and Tartabull had home runs in the losing cause.

Game 6	1	2	3	4	5	6	7	8	9	R	H	E
Lake Wobegon	0	0	0	0	2	0	0	0	0	2	7	0
Salem	1	1	0	2	0	0	0	0	0	3	4	1

WP:Smith(2-0) LP:Downs(0-2) HR:Phelps(1), Tartabull(4)

Game 7 at Salem: LaPoint vs Higuera. Ted Higuera battled the Whippets into the ninth after overcoming early wildness. He gave up a single and four straight walks in the first inning to fall behind 2-0. In the fifth, Willie McGee committed a 2 base error on lead off batter Jody Davis. One out later Jay Bell hit a stand-up triple to drive Davis in. Dave LaPoint cruised before being lifted in the sixth for Burns. Brunansky reached him with 2 out for a home run to cut the lead to 3-1. In the seventh Bob Boone hit a hanging curve into the left field seats with one on to tie the game at 3. The game was tied at 3 going into the ninth. In the top of the ninth; Wilkerson led off with a single which was only the fourth hit off Higuera. One out later Sabo singled him to third then game hero Jay Bell drove him in on a single to center when injury replacement John Moses' throw was just late. Down 3-2 the Psychics threatened in the bottom of the ninth when Pete Incaviglia led off with a double off Todd Worrell. Manny Lee followed with a walk, then Bob Boone hit a warning track shot to center field which Van Slyke caught against the wall. Worrell then got McGee and Gruber to end the game. Lake Wobegon 4, Salem 3.

Game 7	1	2	3	4	5	6	7	8	9	R	H	E
Lake Wobegon	2	0	0	0	1	0	0	0	1	4	6	0
Salem	0	0	0	0	0	1	2	0	0	3	9	1

WP:Worrell(1-0) LP:Higuera(0-3) HR:Brunansky(3), Boone(1)

GREAT SERIES!! LAKE WOBEGON 4 - SALEM 3

Stars: Tartabull 4 HR, 9 RBI; LaPoint 2-0, 1.69era; Worrell 1-0, 2 saves

Goats: Higuera 0-3, 4.44era

*** VOTING ITEMS ***

(1989)

YES NO

A. Commissioner: Two year term. [Rob Bruno]; President: One year term. His duty will now include his league section for the newsletter. American [Mike Gerack] National [Dave Gineo]

[Rob]
 [Mike]
 [Dave]

Pick one

- 1a. Keep present injury chart..... []
- 1b. Eliminate injuries - completely..... []
- 1c. Keep injuries change to new injury chart. []

New Injury chart to be used with 1c..... []

ROLL	500+AB's	499-400AB's	399-200AB's	199-0 AB's	
1-4	out 2 GAs	2 GAs missed	2 Games	2 Games	s
5-8	out 1 Ga.	1 GA. missed	2 Games	2 Games	ed
9-12	rest of game.	1 GA. missed	1 Games	2 Games	ed
13-16	no injury	rest of game.	rest of game.	1 Game	ted
17-20	no injury	no injury	no injury	rest of game.	me.

* All injuries for more than rest of game also include " rest of game." []

2. Limit instructions to 1 page - back and front! To include 25 active roster AND all inactive players currently owned. []

3. Use a standard RI format. This way all managers when receiving RI will know exactly where to look for the appropriate situation on this standard sheet instead of spending time hunting through complicated styles of RI. Once standard is drafted all managers would just have to fill in the appropriate "blanks" left for various situations like lineups, stealing ect. []

4. Eliminate wins and losses to determine standings. (Use pt. sys) []

5. Make it mandatory to include Home/Away record in the standings. []

6. Do not use pitcher's holding rating when deciding a steal..... []

7. Make HBP an official statistic..... []

8. Schedule changed to 32 Series..... []

8b. Keep schedule at 27 Series..... []

9. On a hit without an asterick: when throw is not cutoff trailing runner would only advance after a 20-sided die is rolled. If roll result falls within the trailing runners RUNNING RATING, he would move up a base. If it does not fall within his RUNNING RATING, he would not advance the extra base. NO OUT IS INVOLVED IN THIS CHANGE. []

10. When a team becomes available in the FBN: It will be offered first to the present members. If a present member wants the team he must give up his team. If more than one present member wants the team a re-entry draft will be held including all the teams plus the backup manager who will be the newest member to the FBN. []

11. When a team does become available to a backup manager; the -BP rating form the old team: []

PICK ONE

1. remains intact..... []

2. is reduced by 50%..... []

3. is removed completely..... []

4. will be based on the new managers -BP rating listed below.... []

- a. If new manager has 0BP.....: Old -BPs removed completely.
- b. " " " -1BP to -3BP: Old -BPs reduced by 75%.
- c. " " " -4BP to -7BP: Old -BPs reduced by 50%.
- d. " " " -7BP+.....: No reduction on old -BPs.

12. If a team or teams become available at the end of a season and a re-entry draft is planned a present manager will have the option to disband his team & be included in the re-entry draft.
13. Managers will be able to pick-up an undrafted player(s) going into last block of series. For each player picked-up one must be released.
14. Allow a starting pitcher who's pitched less than 3 innings in his previous start to come back one day earlier than currently permitted. An asterisked starter could start on 2 day's rest, a non-asterisked starter on 3 day's rest.
15. Eliminate the complete ballpark rating change every two years with a +/- 2 change the second year. Change to: Ballparks can be changed +/- 5 every year. Keep ranges the same. Teams picked up midseason inherit old Ballpark rate. Only re-entry draft teams start fresh.
16. Play by the official SOM advanced rule for PB, WP, and Balks.
17. Advancement to 3rd on flyballs. Use the following tagging up at 2nd chart.
- | | |
|--|--|
| <p>FLYOUT</p> <p>flyball B(RF)</p> <p>flyball B?(RF)</p>
<p>flyball B(CF)</p> <p>flyball B?(CF)</p>
<p>flyball B(LF)</p> <p>flyball B?(LF)</p> | <p>CHANCE TO TAG FROM 2ND TO 3RD BASE.</p> <p>Automatic</p> <p>Running rating +2.</p>
<p>Running rating +2.</p> <p>Running rating +4.</p>
<p>Running rating -4.</p> <p>Running rating -10.</p> |
|--|--|
18. Eliminate the DH in 1991.....
19. A poor team with 1 -BP would draft somewhere around pick number 30 in the second round. That is a net loss of 9 places in the draft. A good team with a lot of points would picking number 38 would only lose a total of 2 places in the draft at number 40. An alternate system would be to assess -BP's from the original point in the draft. Example: a team drafting #24 in the second round with 2 -BP's would move to #26. A team drafting #38 in the round with 10 points would move down to # 48. In cases of a tie the team with the worst record would go first. This would not affect teams without any -BP's, and it would penalize teams more with respect to the magnitude of the points against them.
20. For all award voting each team nominate a player at each position and submit nominations with player's stats to President.
21. Change the special FBN rule for infield in without a man on third such that a groundball A, B, or C be treated as a standard Groundball B.
22. For new teams that are established during the off season they be given draft picks behind established teams on odd rounds. On even rounds, they be assigned draft picks behind established teams without -BP's.

Answer to puzzle.
 5 to 4.
 bottom of the 5th.
 one out.
 nobody one.

Please return your voting ballot within 10 days after you have received it.

Thanks. *Bob*

(ALYN ST.) NLE

INSTRUCTIONS

STATISTICS

OPPONENT	SEND DATE	DUE DATE	REC'D DATE	STATS DATE	STATS DATE	REC'D DATE	STATS DATE	RECORD
1: BATON Rouge	03/26	03/30		04/06	04/10			
2: SALEM	03/26	03/30		04/06	04/10			
3: TEEM	04/02	04/06		04/13	04/17			
4: DRAGONS	04/02	04/06		04/13	04/17			
5: PAUCATUCK	04/09	04/13		04/20	04/24			
6: TOPEKA	04/09	04/13		04/20	04/24			
7: MYSTIC	04/09	04/13		04/20	04/24			
8: FLORIDA	04/20	04/24		05/04	05/08			
9: JARHEADS	04/20	04/24		05/11	05/15			
10: ASYLUM	05/04	05/08		05/18	05/22			
11: CONNECTICUT	05/04	05/08		05/25	05/29			
12: WINDSOR	05/18	05/22		06/01	06/05			
13: NEW ENGLAND	05/18	05/22		06/08	06/12			
14: WILLIMANTIC	05/18	05/22		06/15	06/19			
15: PLYMOUTH	06/08	06/12		06/22	06/26			
16: TWIN-TOWN	06/08	06/12		06/29	07/03			
17: MYSTIC	06/22	06/26		07/06	07/10			
18: JARHEADS	06/22	06/26		07/13	07/17			
19: TOPEKA	06/22	06/26		07/20	07/24			
20: WASHINGTON	07/13	07/17		07/29	08/01			
21: GORHAM	07/13	07/17		07/29	08/01			
22: LAKE W.	07/13	07/17		08/04	08/08			
23: WILLIMANTIC	08/03	08/07		08/05	08/09			
24: NEW ENGLAND	08/03	08/07		08/10	08/14			
25: WINDSOR	08/28	09/01		08/14	08/18			
26: CONNECTICUT	08/28	09/01		08/21	08/25			
27: ASYLUM	08/28	09/01		08/25	08/29			
28: YORKTOWN	08/21	08/25		09/01	09/05			
29: MYSTIC	8/21	08/25		09/08	09/12			
30: JARHEADS	9/01	9/05		09/15	09/19			
31: TOPEKA	09/01	09/05		09/19	09/23			
32: PAUCATUCK	09/05	9/09		09/26	09/30			

Look over this schedule would you want to play the other 2 division twice? If you would like (ANY suggestions are welcomed) look at me you know how I feel.

Roster updates would be effective Series # 5 (16 games) # 10 (28 games) # 15 (30 games) # 20 (28 games) # 27 (32 games) Playing the games as a regular season would take two extra weeks. But playoffs + World Series would end 10/22 - 10-27 only one week later than in 1989 we would cut down also on reporting dates. (see schedule)

Number of games in each series

1-4	2 Home	2 Away
5-9	3 Home	3 Away *
10-14	3 Home	3 Away *
15-19	3 Home	3 Away *
20-27	2 Home	2 Away *
28-32	3 Home	3 Away *

During July + August which is vacation time for most people we would have more less games due to some things to think about.

(PS) Rather than a killer 50 games between a roster update it would only be 30 games AS you can see it would be more of a balanced schedule.

Send w/L record to Commissioner

Series 1-4 (4/13), 1-7 (4/27), 1-10 (5-18), 1-12 (6/10) 1-14 (6/24), 1-16 (6/29), 1-18 (7/13), 1-22 (7/27) 1-24 (9/05), 1-32 (9/26)

Send TEAM STATS TO Commissioner

1-14 (74 games) 6/22 1-12 (60) 4/10 1-25 (134 games) 8/21 1-27 (102) 7/4 1-32 (162 games) 10/06

PLAYOFFS: Round one 10/05-10/13. 10/14 winning teams call Commissioner. 10/14 Commissioner calls Round Two teams. Round Two 10/15-10/20. 10/21 AL Camp + NL Camp calls Commissioner. 10/21 Commissioner tells AL + NL who they play in the World Series - World Series played 10/22 - 10-27.

INSTRUCTIONS				STATISTICS			
OPPONENT	DATE SEND	DATE DUE	REC'D INST. INST. RATING	DATE SEND	DATE DUE	REC'D STATS STATS RATING	RECORD HOME AWAY
1: ALE	04/09	04/13		04/20	04/24		
2: ALE	04/09	04/13		04/20	04/24		
3: ALE	04/16	04/20	26 Games	04/27	05/01		
4: ALE	04/16	04/20		04/27	05/01		
5: NLW	04/23	04/27		05/04	05/08		
6: NLE	04/30	05/04		05/11	05/15		
7: NLE	04/30	05/04		05/11	05/15		
8: NLE	04/30	05/04	28 Games	05/18	05/22		
9: ALW	05/11	05/15		05/25	05/29		
10: NLE	05/15	05/19		06/01	06/05		
11: NLW	05/25	05/29		06/08	06/12		
12: NLW	05/25	05/29	30 Games	06/15	06/19		
13: NLW	05/25	05/29		06/22	06/26		
14: NLE	06/15	06/19		06/29	07/03		
15: ALE	06/15	06/19		07/06	07/10		
16: NLE	06/29	07/03	28 Games	07/13	07/17		
17: NLE	06/29	07/03		07/20	07/24		
18: NLE	06/29	07/03		07/27	07/31		
19: ALW	07/20	07/24		08/03	08/07		
20: ALW	07/20	07/24	22 Games	08/03	08/07		
21: ALW	07/27	07/31		08/10	08/14		
22: NLW	07/27	07/31		08/17	08/21		
23: ALW	08/07	08/11		08/28	09/01		
24: NLE	08/07	08/11		09/05	09/09		
25: NLE	08/28	09/01	28 Games	09/12	09/16		
26: NLE	08/28	09/01		09/19	09/23		
27: NLE	09/12	09/16		09/26	09/30		

NOTE: * * * *
 In 1989 we had 17 reports.
 In 1990 we will only have 11 reports.

Less of a chance for -BPs!

Trades will become effective 1st game of series:
 6
 11
 14
 19
 and 23.

This keeps the 5/10/5A series but spreads them out more!

Less of a chance to get behind!

NUMBER OF GAMES IN EACH SERIES

- 1-5 2 Home, 2 Away * 5H, 5A.
- 6-10 3 Home, 3 Away * 2H, 2A.
- 11-13 5 Home, 5 Away.
- 14-18 3 Home, 3 Away * 2H, 2A.
- 19-22 2 Home, 2 Away * 5H, 5A.
- 23-27 3 Home, 3 Away * 2H, 2A.

HOW TO FILL OUT FACT SHEET

- REC'D INST.: Date you received your opponent's instructions.
- INST. RATING: * (-1) penalty point for each 4 day period past the DATE DUE.
- REC'D STATS: Date you received your team's statistics and results from opp.
- STATS RATING: (-1) penalty point for each 4 day period past the DATE DUE.
- HOME: Record Home games Won & Lost for each series.
- AWAY: Record Away games Won & Lost for each series.
- * IF INSTRUCTIONS ARE 4 DAYS LATE CALL COMMISSIONER FOR PITCHING ROTATION FOR EMERGENCY INSTRUCTIONS USE.

*These dates are by the POST MARK.

SEND WON/LOST RECORD REPORT FORM

TO YOUR LEAGUE PRESIDENT. Series #...
 1-2 (4/20), 1-5 (5/04), 1-8 (5/08),
 1-13 (6/22), 1-15 (7/06), 1-20 (8/17),
 1-22 (8/17), 1-25 (9/12).

SEND COPY OF TEAM SCHEDULE TO COMMISSIONER on same dates you send Team stats to Presidents

SEND TEAM STATS TO YOUR LEAGUE PRESIDENTS

SERIES # 1-10 (44 games) 6/08, 1-18 (107 games) 8/03, 1-27 (162 games) 10/03.

Roster Updates: 1st GAME OF Series # 6, 11, 14, 19, + 23.

PLAYOFFS: Round one 1st WK of October. Winning teams call Commissioner.
 Commissioner calls Round two teams. Round two 2nd WK OF October.
 AL Champ & NL Champ calls Comm. Comm. tells ALC & NLC who they play in the World Series. World Series 3rd WK of October.

NOTE: Indicate on back of this sheet your reason for penalty point assessment.