




15th YEAR
OF
THE



DATE: 08/28/89
ISSUE: 19-1989



EAST				WEST							
WON	LOST	Pct.	GB	L10	STR.	WON	LOST	Pct.	GB	L10	STR.
Mystic	77	45	.631	---	6-4 W2	Connecticut	68	54	.557	---	4-6 W1
US.Jarheads	72	50	.590	5	5-5 W1	New England	67	55	.549	1	7-3 W3
Pawcatuck	72	50	.590	5	5-5 W1	Willimantic	64	58	.525	4	6-4 W2
Allyn Street	51	71	.418	26	4-6 L1	Windsor	57	65	.467	11	4-6 L1
Topeka	47	75	.385	30	3-7 L1	Asylum	52	70	.426	16	3-7 W2

NATIONAL LEAGUE STATS:

AVERAGE (MIN. 3.1 AB/G.)

RUNS BATTED IN

HOMERUNS

1. Boggs (PP) .353	1. Galarraga (TL) 96	1. Deer (NE) 36
2. Puckett (PP) .346	2. Deer (NE) 92	2. McReynolds (WW) 30
3. Winfield (MH) .325	3. McReynolds (WW) 89	3. Davis (MH) 28
4. Gwynn (CT) .304	4. Bonds (NE) 88	4. McGriff, F. (A's) 28
5. Butler (NE) .304	5. Bonilla (WW) 86	5. Snyder (WW) 28
6. Bonds (NE) .301	6. Puckett (PP) 83	6. Gaetti (MH) 24

RUNS

STOLEN BASES

1. McReynolds (WW) 88	F. B. N.	1. Coleman (WH) 88
2. Sanberg (AH) 85		2. Young, G. (MH) 50
3. Deer (NE) 83	N. L.	3. Butler (NE) 46
4. Clark, W. (CT) 80		4. Sanberg (AH) 45
5. Greenwell (PP) 80	L E A D E R S	5. Redus (AH) 42
6. three at () 79		6. Guillen (A's) 40

PITCHING RECORD WON LOST

EARN RUN AVERAGE

STRIKE OUTS

1. Jackson (USJ) 17-10	1. Clemens (MH) 2.55	1. Clemens (MH) 235
2. Smith (MH) 16-04	2. Hershiser (CT) 2.70	2. Cone (WW) 172
3. Clemens (MH) 16-10	3. Perez, P. (PP) 2.73	3. Scott (MH) 163
4. Cone (WW) 16-11	4. Browing (PP) 2.82	4. Viola (AH) 157
5. Scott (MH) 15-05	5. Djeda (USJ) 2.92	5. Gooden (A's) 155
6. Gubicza (CT) 15-06	6. Krukow (PP) 2.98	6. Gubicza (CT) 152

FIREMAN AWARD WON LOST SV. POINTS

GAMES

1. Eckersley (WH) 6	1	24	52	1. Ward (A's) 60
2. Franco (TL) 5	5	20	35	2. Horton (A's) 56
3. Henneman (CT) 7	5	18	33	3. Farr (A's) 54
4. Myers (NE) 3	5	18	29	4. Nelson (A's) 52
5. Stanley (MH) 5	3	14	27	5. Robinson (All) 52
6. WARD (A's) 2	2	13	24	6. Plesac (CT) 51


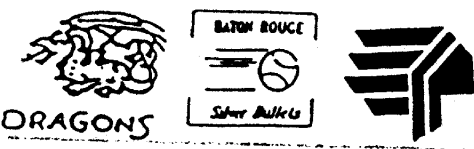
2PT's SA. IPT Won 2 Lost.



FLY-BY-NIGHT

DATE: 08/28/89

ISSUE: 19-1989



EAST						WEST							
WON	LOST	Pct.	GB	L10	STR.	WON	LOST	Pct.	GB	L10	STR.		
Salem	87	35	.713	--	8-2	W6	Galactic	92	30	.754	--	8-2	W2
TEEM	70	52	.574	17	5-5	W1	Lake Wobegon	62	60	.508	30	6-4	W3
Dragons	43	79	.352	44	4-6	W1	Florida	58	64	.475	34	6-4	L2
Baton Rouge	39	83	.320	48	4-6	W2	Yorktown	54	68	.443	38	5-5	W1
Poqunock	34	88	.279	53	4-6	L1	Washington	50	72	.410	42	6-4	L3

AMERICAN LEAGUE STATS:

AVERAGE (Min. 3.1 AB/G)			RUNS BATTED IN			HOMERUNS		
1. Canseco	(FS)	.341	1. Canseco	(FS)	115	1. Canseco	(FS)	46
2. Perry	(YA)	.333	2. Tartabull	(LW)	113	2. Incaviglia	(SP)	36
3. Joyner	(YA)	.327	3. Gibson	(GG)	110	3. Gibson	(GG)	34
4. Gibson	(GG)	.326	4. Joyner	(YA)	104	4. Clark, J.	(WM)	33
5. Trammell	(SP)	.325	5. Incaviglia	(SP)	103	5. McGwire	(LW)	33
6. Tartabull	(LW)	.325	6. McGwire	(LW)	91	6. Strawberry	(TE)	31

RUNS			F. B. N.			STOLEN BASES		
1. Henderson	(GG)	114	A. L.			1. Henderson, R.	(GG)	137
2. Canseco	(FS)	106	L E A D E R S			2. Smith, O.	(GG)	67
3. Brunanski	(SP)	98			3. Molitor	(TE)	49	
4. Tartabull	(LW)	96			4. Raines	(TE)	49	
5. Larkin	(YA)	94			5. Perry	(YA)	49	
6. Gibson	(GG)	93			6. Larkin	(YA)	49	

PITCHING RECORD			WON LOST			EARN RUN AVERAGE			STRIKE OUTS		
1. Stieb	(GG)	24-04	1. Stieb	(GG)	2.16	1. Ryan	(TE)	229			
2. Moore	(GG)	22-07	2. Higuera	(SP)	2.26	2. DeLeon	(BR)	205			
3. Higuera	(SP)	21-02	3. Moore	(GG)	2.39	3. Higuera	(SP)	198			
4. Gross	(SP)	20-05	4. LaPoint	(LW)	2.94	4. Moore	(GG)	174			
5. Reuschel	(GG)	16-06	5. Gross	(SP)	3.00	5. Stieb	(GG)	157			
6. LaPoint	(LW)	15-07	6. Martinez	(FS)	3.14	6. Boddicker	(LW)	149			

FIREMAN AWARD						GAMES					
WON	LOST	SV.	POINTS	WON	LOST	SV.	POINTS	WON	LOST	SV.	POINTS
1. Jones	(YA)	5	6	28	49	1. Maddux	(TE)	61			
2. Smith, D.	(WM)	3	4	26	47	2. Crim	(YA)	56			
3. Wornell	(LW)	4	7	25	40	3. Jones	(YA)	55			
4. Plunk	(TE)	4	4	19	34	4. Smith	(WM)	54			
5. Guante	(SP)	6	4	17	32	5. Holton	(SP)	54			
6. McMurtry	(GO)	2	3	18	32	6. Harvey	(BR)	52			

2PT'S SA. 1PT Won -2 Lost.

INSIDE THE F-B-NBA

N. L. A's EightyNiners GM Rob Bruno took over the team from Yogi Berra after 89 games. The team record was 35-54. It took another 61 games and a 61-89 record, to finally get the man we've been looking for for the job. " I couldn't handle both jobs and Owner Rob Bruno & I had that understanding when I took over the team early in the year. I've been talking with the one and only person that we wanted as manager and he has finally accepted the job." Tommy Lasorda will manager the 89ers for the remainder of 1989 and into 1990. Tommy didn't want to step on Yogi's toes and that is why it took so long to get him to accept the job. Tommy has also hired an ALL NEW coaching staff. Former Niner, Davey Lopes will be the first base coach. Bobby Valentine will coach third base. Ron Ferranoski will be the pitching coach and Frank Howard will be the batting coach. " I've always hired my favorite 1961 Yankees and I've only had one win-ning season in the FBN. I knew it was time to go out of the organization to build a winning coaching staff." said owner Rob Bruno. "Only in this great country of ours could a manager from MLB become manager of the Niners. I bleed Niner Green & Gold, talk with the big Niner in the Sky and loooovvve the Niners!" says Lasorda. Wait 'til next year. I'll build a team to go with our new ballpark. A's (Allen Street) will have a winning team!" says Lasorda. (I think Tommy has been drinking to much "Slim Fast"! Rob)

NL EAST	W. L.	Pct	GB	L10	ST		NL West	W. L.	Pct	GB	L10	ST
Mystic	84-48	.636	--	7-3	W4	WON/LOST	Connecticut	76-56	.576	--	8-2	L2
Jarheads	80-52	.607	4	7-3	W5	RECORD	New England	76-56	.576	--	9-1	W4
Pawcatuck	79-53	.598	5	7-3	L1	AFTER	Willimantic	71-61	.538	5	7-3	W2
Allen St.	55-77	.417	29	4-6	L1	132	Asylum	60-72	.455	16	8-2	L1
Topeka	50-82	.379	34	3-7	L5	GAMES	Windsor	59-73	.447	17	2-8	W1

Devil Doodles: The Blue Devils recently completed a 12 game stretch vs the AL East going 9-3 with 4 game sweeps of the Silver Bullets and Chiefs while losing 3 of 4 vs Dragons pushing their record to 20 games over .500 at 77-57. Rookie Shaun Abner, just called up from the minors, played in 8 games and made quite an impression batting .455 with 3 doubles, 2 HR's and 7 RBI for a .863 slugging %!!!

In the series vs the Poquonock Chiefs, Tim Wallach wanted to get in the record books by hitting for the "cycle" twice in 4 games!! Both times he hit a double in his final at bat. Wallach was helped by getting a HR on a lucky roll of "1" on a HR-1 Double 2-20 chance!!

Another rookie call-up southpaw Norm Charlton was impressive making 3 starts going 2-1 with a 1.80 ERA in 25 innings. He is expected to make 4-5 more starts the rest of the way.

Blue Devil's record vs divisions:

vs. NL West (own division)	25-23
vs. NL East	29-21
vs. AL East	11-5
vs. AL West	12-8

Finally, the stretch run to the play-offs is ready to start. 24 of final 28 games are within the division. Can the Blue Devils hold onto 1st place or will the Lime Sox and Warriors make a run??? Watch out for Windsor and Asylum - they could have a big effect on the outcome of the NL West.....

USJ Scuttlebutt: Danny Jackson became the second Jarhead ever to win 20 games in a season when USJ topped Topeka 4-3 recently. A 7-6 complete game win in his next start vs Pawcatuck gave Jackson a 21-10 record and tied Bob Djeda's 1987 record of 21 wins in a season. With 3 starts remaining Jackson will hopefully set a new USJ record.

The Jarheads 5-5 record in the last 10 games has cooled playoff fever around Kate Elizabeth Park. A 2 and 4 home & away series vs Pawcatuck dropped USJ to third place at 85-58, one game behind Pawcatuck (86-57).

Jarheads have a 31-20 record in one run games and have played in 24 shutouts. USJ staff has 17 shutouts (Fernandez leads the staff with 5).

A. L. American League Notes from the Florida file. After promising to stand pat for the rest of the season, director of player personnel Gary Gerack, pulled off yet another trade. This time sending starting catcher B.J. Surhoff and a player to be named, for catcher T. Prince and pitcher J. Key. After a week of negotiating the deal was finally settled upon. The trade gives the Sun a starting staff with the potential of 3-200+ innings pitchers.

A few days after the trade was made away results came in with Surhoff's last game for the Sun being a 2 HR and 6 RBI performance at Pawcatuck.

On the offensive side of the Sun--Canseco completed 137 games and achieved the magic 40-40 mark. In addition to that he has scored 106 runs and has 115 RBI.

A total of 4 Sun players have 20+ steals, with Samuel leading in stealing pct. with 26/28 steals for a .928 mark. The entire team is stealing at a 82% rate. No player has been caught stealing more than 6 times.

**--A note to Galactic, Yorktown & Topeka. Please drop T. Crews from the Florida active roster.

Baton Rouge Palmeiro .308, 58 runs, 67 RBI. Buhner 14 HR's. Cotto 19 GB. S. Davis 3.93 ERA. Harvey 2-4-11= 16 PT's. Worst of the rest: Hrbek 49 RBI and 14 HR's in 474 AB's. Herr is 3rd on th BR team in Slugging pct.!!! Palmeiro has hit into 22 DP's so far.

AL East	W. L.	Pct	GB	L10	ST		AL West	W. L.	Pct	GB	L10	ST
Salem	93-37	.705	--	6-4	W2	WON/LOST	Galactic	100-32	.758	--	8-2	W4
TEEM	70-52	.574	18	5-5	W1	RECORD	Lake Wobegon	68-64	.515	32	6-4	W4
Dragons	45-87	.341	48	2-8	L1	AFTER	Florida	62-70	.470	38	4-6	L3
B. Rouge	42-90	.318	51	3-7	L2	132	Yorktown	57-75	.432	43	3-7	W1
Poquonock	38-91	.294	54	5-5	W1	GAMES	Washington	52-80	.394	48	2-8	L7

Galactic, Lake Wobegon, Florida, and TEEM: Please mail to me your Won/Lost results for your away games you had to play vs. the old Vermont/Twin-Town team.

Next year: If a team folds, the new owner **will keep the old team name** until the end of the season!

Pawcatuck It looks like it will be a race right down to the wire for the second playoff spot in the NL East between Pawcatuck and the Jarheads. In recent face to face play Pawcatuck took 4 of 6 from the Jarheads to edge out in front of them by 1 game at 143 game mark. Wade Boggs had 2 RBI and Pascual Perez pitched a 5 hitter in a 3-2 win in G#1. Ron Jones led the way in G#2 with 6 RBI in a 7-6 win. Bob Ojeda shut down the Pequots 4-3 in G#3. Going on the road, the Peguots pulled out a 10 inning 6-5 win in G#4 on 2 solo HR's by Dwight Evans. one on the 1st pitch of the game and the 2nd leading off the top of the 10th. Ron Jones broke open G#5 with a 2 out pinch hit 3 run double in the 6th inning breaking a 4-4 tie leading Pawcatuck to a 7-7 win. The Jarheads salvaged G#6 with a 7-6 win on Pete O'Briens 8th inning HR off of Pascual Perez after Kirby Puckett had tied the game a 6 all with a 2 run HR in the top of the 7th.

Prior to the Jarhead series Pawcatuck split with Galactic. 2 wins & 2 losses. Galactic's Mike Moore 1 hit the Peguots at Pawcatuck in a 4-1 win. Lou Whitaker spoiled the no hit bid with a 6th inning HR. Down in Florida Tom Browning pitched a 9 hit, 4 BB shut out against Galactic in a 2-0 win. With Galactic's team speed and Pequot catchers, a shut out with 13 baserunners borders on being incredible!

Statistical Notes - After trailing Kirby Puckett all season, Wade Boggs nosed ahead to lead the team in batting with a .353 BA vs .346 for Puckett after 143 games. Boggs has reached base 310 times so far this season (198 hits, 109 BB's, 3 HBP's). Puckett leads the team in hits with 208. Other leaders are Boggs 45 2b's, Boggs 13 3b's, Greenwell 24 HR's, Greenwell 96 runs, Puckett 106 RBI. Myers 20 saves. Browning 17-10. Tudor 16-4.

***** TRANSACTIONS: *** End of season.**

1. Dragons rec Kennedy & Foley from Poquonock for J.Hamilton & MH's # 3DP.
2. Mystic rec's C.Washington, Ray & J.Clark from Washington for Orsulak, Treadway & Mystic's #2 DP.

More voting item's for November....

- 10a. Keep schedule at 27, series. (See attached example for 1990.)
17. Eliminate the complete ballpark rating change every two years with a +/- 2 change the second year. Change to: Ballparks can be changed +/- 5 every year. Keep ranges the same. Teams picked up midseason inherit old Ballpark rate. Only re-entry draft teams start fresh.
18. Play by the official SOM advanced rule for PB, WP, and Balks.
19. Advancement to 3rd on flyballs. Use the tagging up at 2nd chart.

FLYOUT TYPE	CHANCE TO TAG FROM 2ND TO 3RD BASE.
flyball B(rf)	Automatic
flyball B?(rf)	Running rating +2.
flyball B(cf)	Running rating +2.
flyball B?(cf)	Running rating +4.
flyball B(lf)	Running rating -4.
flyball B?(lf)	Running rating -10.

20. Eliminate the DH in 1991, any player with no position on his card would be a "1b-4 e25". *(We must wait two years to re-vote on an issue, but since this is for 1991, I'll allow it on the ballot.)* ROB
21. A poor team with 1 -BP would draft somewhere around pick number 30 in the second round. That is a net loss of 9 places in the draft. A good team with a lot of points would picking number 38 would only lose a total of 2 places in the draft at number 40. An alternate system would be to assess -BP's from the original point in the draft. Example: a team drafting #24 in the second round with 2 -BP's would move to #26. A team drafting #38 in the round with 10 points would move down to # 48. In cases of a tie the team with the worst record would go first. This would not affect teams without any -BP's, and it would penalize teams more with respect to the magnitude of the points against them.

Number 21. This is not my idea but I think its a good one. Rob
 Number 18. I had waited 18 years for SOM to come up with a realistic way of handling WP & BP. They finally did & my league votes not to use it. I can't tell you how livid I was. Jim F.

NO. 19. Logic: Generally, the rightfielder is just as far from third base as he is from home, so make the advancement the same. A deep fly to center on average will be the same distance from third as a shallower ball to right. Flys to shorter centerfield and any fly to leftfield will be risky. Naturally, there is no "+2" for 2 outs and a runner on 1st will not advance to 2nd. I believe this is a good and logical addition to the rules--you see runners advancing from 2nd to 3rd on flyouts quite often--much, much more often then the occurrence of flyball A's. Jim F.

NO.20. The reason I say 1991 is to give everyone a full season to plan for the change. Let's put some real strategy in out games! Jim F.

* If you have received any draft picks and they were not listed in the last newsletter write or call me about it. Rob

BP's: -1BP for each day late (Max. -3BP). -4BP For missing this report.
 TEEM -4BP

Total Minus Bonus Points: [1] TEEM -12 [2] Mystic -11 [3] Wash. -7 [4] Salem-4 [5] N.Eng. -4 [6] Lakew. -4 [7] Willi. -3 [8] F.Sun -3 [9] Galctic -3 [10] CT. -2 [11] Asylum -1 [12] Dragons -1 * -BP's have been updated and corrected.

INSTRUCTIONS				STATISTICS			
OPPONENT	DATE SEND	DATE DUE	REC'D INST. INST. RATING	DATE SEND	DATE DUE	REC'D STATS STATS RATING	RECORD HOME AWAY
1: ALE	04/09	04/13		04/20	04/24		
2: ALE	04/09	04/13		04/20	04/24		
3: ALE	04/06	04/20	26 Games	04/27	05/01		
4: ALE	04/06	04/20		04/27	05/01		
5: NLW	04/23	04/27		05/04	05/08		
6: NLE	04/30	05/04		05/11	05/15		
7: NLE	04/30	05/04		05/11	05/15		
8: NLE	04/30	05/04	28 Games	05/18	05/22		
9: ALW	05/11	05/15		05/25	05/29		
10: NLE	05/01	05/05		06/01	06/05		
11: NLW	05/25	05/29		06/08	06/12		
12: NLW	05/25	05/29	30 Games	06/05	06/09		
13: NLW	05/25	05/29		06/02	06/26		
14: NLE	06/15	06/19		06/29	07/03		
15: ALE	06/05	06/19		07/06	07/10		
16: NLE	06/29	07/03	28 Games	07/13	07/17		
17: NLE	06/29	07/03		07/20	07/24		
18: NLE	06/29	07/03		07/27	07/31		
19: ALW	07/20	07/24		08/03	08/07		
20: ALW	07/20	07/24	22 Games	08/03	08/07		
21: ALW	07/27	07/31		08/10	08/14		
22: NLW	07/27	07/31		08/17	08/21		
23: ALW	08/07	08/21		08/28	09/01		
24: NLE	08/07	08/21		09/05	09/09		
25: NLE	08/28	09/01	28 Games	09/12	09/16		
26: NLE	08/28	09/01		09/19	09/23		
27: NLE	09/12	09/16		09/26	09/30		

NOTE: * * *
 In 1989 we had 17 reports
 In 1990 we will only have
 11 reports!

**Less of a chance
 for -BPs!**

Trades will become effective
 1st game of series:
 6
 11
 14
 19
 and 23.

**This keeps the 5H/5A
 series but spreads
 them out more!**

**Less of a chance to
 get behind!**

NUMBER OF GAMES IN EACH SERIES

1-5	2 Home, 2 Away	* 5H, 5A.
6-10	3 Home, 3 Away	@ 2H, 2A.
11-13	5 Home, 5 Away.	
14-18	3 Home, 3 Away	* 2H, 2A.
19-22	2 Home, 2 Away	* 5H, 5A.
23-27	3 Home, 3 Away	@ 2H, 2A.

HOW TO FILL OUT FACT SHEET

REC'D INST.: Date you received your opponent's instructions.

INST. RATING: * (-1) penalty point for each 4 day period past the DATE DUE.

REC'D STATS: Date you received your team's statistics and results from opp.

STATS RATING: (-1) penalty point for each 4 day period past the DATE DUE.

HOME: Record Home games Won & Lost for each series.

AWAY: Record Away games Won & Lost for each series.

* IF INSTRUCTIONS ARE 4 DAYS LATE CALL COMMISSIONER FOR PITCHING ROTATION FOR EMERGENCY INSTRUCTIONS USE.

*These dates are by the POST MARK.
SEND WON/LOST RECORD REPORT FORM TO YOUR LEAGUE PRESIDENT. Series #...
 1-2 (4/20), 1-5 (5/04), 1-8 (5/08),
 1-13 (6/22), 1-15 (7/06), 1-20 (8/17),
 1-22 (8/17), 1-25 (9/12).

SEND COPY OF TEAM SCHEDULE TO COMMISSIONER ON same dates you send Team stats to Presidents
 SEND TEAM STATS TO YOUR LEAGUE PRESIDENTS
 SERIES # 1-10 (44 games) 6/08, 1-18 (107 games) 8/03, 1-27 (162 games) 10/03.

Roster Updates: 1st GAME OF Series # 6, 11, 14, 19, + 23.

PLAYOFFS: Round one 1st WK of October. Winning teams call Commissioner. Commissioner calls Round two teams. Round two 2nd WK OF OCTOBER.
 ALC & NL Champ calls Comm. 1st WK OF OCTOBER. Comm. tells ALC & NLC who they play in the World Series. World Series 3rd WK OF OCTOBER.

NOTE: Indicate on back of this sheet your reason for penalty point assessment.

From the Commissioner's Office:

. My two year term ends September 1989. At times it seems I've been the commissioner for just one day. At other times it seems I've had the job for ever. It is time to vote again for commissioner and presidents. If you're interested in the commissioner's job or a presidents job let me know for the next newsletter.

If I'm elected again the league presidents will produce the newsletter. I've got an AL manager, Mike Gerark, interested in the AL Presidents position. Any NL manager who is interested please call or write me.

Commissioner Bruno.
