

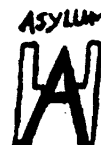


15th YEAR
OF
THE



DATE: 8/7/89

ISSUE: 18-1989



EAST					WEST							
WON	LOST	Pct.	GB	L10 STR.	WON	LOST	Pct.	GB	L10 STR.			
Mystic	71	43	.623	1	8-2 W5	Connecticut	66	48	.579	--	4-6	W1
US.Jarheads	68	46	.596	3	4-6 W1	New England	61	53	.535	5	6-4	W2
Pawcatuck	67	47	.588	4	8-2 W4	Willimantic	59	55	.518	7	5-5	W1
Allyn Street	47	67	.412	24	3-7 W1	Windsor	53	61	.465	13	5-5	L2
Topeka	45	69	.395	26	2-8 W1	Asylum	49	65	.430	17	4-6	W1

NATIONAL LEAGUE STATS:

AVERAGE (MIN. 3.1 AB/G.)

RUNS BATTED IN

HOMERUNS

1. Puckett (PP) .351	1. Deer (NE) 92	1. Deer (NE) 36
2. Boggs (PP) .343	2. Bonds (NE) 88	2. McReynolds (WW) 28
3. Winfield (MH) .311	3. McReynolds (WW) 84	3. Davis (MH) 28
4. Franco (WH) .306	4. Puckett (PP) 83	4. McGriff, F. (AS) 27
5. Butler (NE) .304	5. Bonilla (WW) 82	5. Gaetti (MH) 24
6. Gwynn (CT) .303	6. two at () 81	6. Snyder (WW) 24

RUNS

STOLEN BASES

1. McReynolds (WW) 85	F. B. N.	1. Coleman (WH) 80
2. Deer (NE) 83		2. Young, G. (MH) 50
3. Greenwell (PP) 80	N. L.	3. Butler (NE) 46
4. Sanberg (AH) 80		4. Sanberg (AH) 43
5. Bonds (NE) 78	L E A D E R S	5. Guillen (AS) 40
6. Brett (WW) 78		6. Two at () 37

PITCHING RECORD WON LOST

EARN RUN AVERAGE

STRIKE OUTS

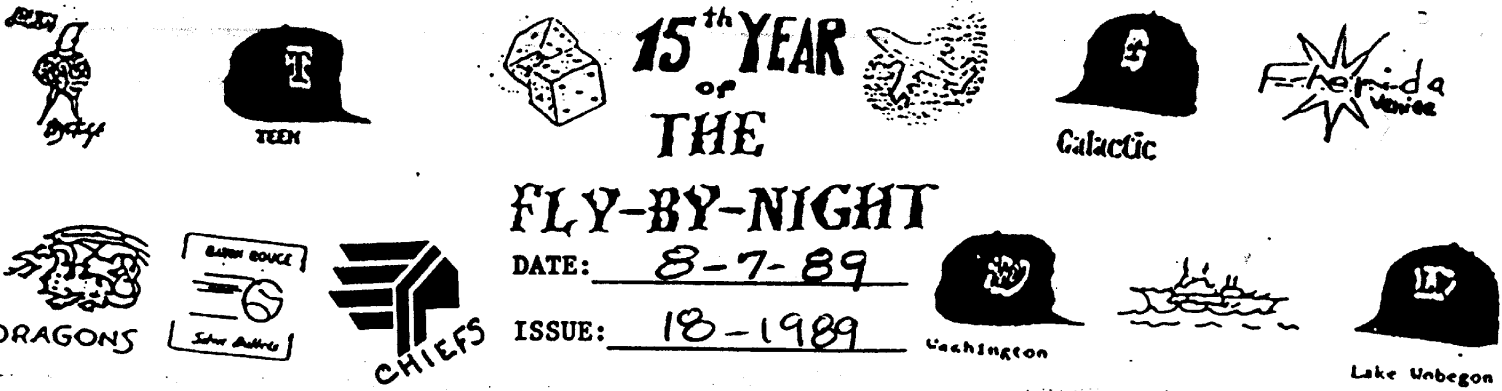
1. Jackson (US) 17-10	1. Clemens (MH) 2.55	1. Clemens (MH) 235
2. Smith (MH) 16-04	2. Hershiser (CT) 2.73	2. Cone (WW) 172
3. Cone (WW) 16-10	3. Perez, P. (PP) 2.73	3. Scott (MH) 163
4. Clemens (MH) 16-10	4. Browing (PP) 2.82	4. Gooden (AS) 155
5. Scott (MH) 15-05	5. Show (AH) 2.96	5. Viola (AH) 148
6. Tudor (PP) 14-03	6. Djeda (US) 2.92	6. Jackson (US) 145

FIREMAN AWARD WON LOST SV. POINTS

GAMES

1. Eckersley (WH) 6	1	21	46	1. Ward (AS) 58
2. Myers (PP) 3	5	18	29	2. Horton (AS) 55
3. Stanley (MH) 5	3	14	27	3. Farr (AS) 54
4. Henneman (CT) 7	5	14	25	4. Nelson (AS) 52
5. Franco (TL) 5	4	14	25	5. Stanley (MH) 50
6. Montgomery (WW) 5	2	11	23	6. Pena (NE) 49

2PT's SA. 1PT Won -2 Lost.



FLY-BY-NIGHT

DATE: 8-7-89

ISSUE: 18-1989

EAST				WEST									
WON	LOST	Pct.	GB	L10	STR.	WON	LOST	Pct.	GB	L10	STR.		
Salem	79	35	.693	---	8-2	W5	Galactic	87	27	.763	---	7-3	W2
TEEM	66	48	.579	13	7-3	W2	Lake Wobegon	57	57	.500	30	9-1	W3
Dragons	40	74	.351	39	4-6	W1	Florida	53	61	.465	34	6-4	L2
Baton Rouge	36	78	.316	43	4-6	L1	Yorktown	50	64	.439	37	4-6	L1
Poquonock	27	66	.290	46	4-6	W1	Washington	49	65	.430	38	7-3	L1

AMERICAN LEAGUE STATS:

AVERAGE (Min. 3.1 AB/G)			RUNS BATTED IN			HOMERUNS		
1. Canseco (FS)	.344		1. Tartabull (LW)	97		1. Canseco (FS)	38	
2. Trammell (SP)	.340		2. Incaviglia (SP)	93		2. Incaviglia (SP)	31	
3. Perry (YA)	.338		3. Canseco (FS)	91		3. Strawberry (TE)	31	
4. Dawson (GG)	.321		4. Gibson (GG)	91		4. Clark, J. (WM)	29	
5. Mattingly (TE)	.321		5. Strawberry (TE)	90		5. Gibson (GG)	27	
6. Henderson (GG)	.319		6. Joyner (YA)	83		6. McGrife (LW)	27	

RUNS			STOLEN BASES		
1. Henderson (TE)	105		1. Henderson, R. (GG)	124	
2. Brunansky (SP)	93		2. Smith, D. (GG)	59	
3. Canseco (FS)	91		3. Molitor (TE)	46	
4. Strawberry (TE)	86		4. Raines (TE)	42	
5. Davis, A. (SP)	82		5. Perry (YA)	41	
6. Larkin (YA)	80		6. Strawberry (TE)	39	

PITCHING RECORD			EARN RUN AVERAGE			STRIKE OUTS		
1. Moore (GG)	21-5		1. Moore (GG)	2.14		1. Ryan (TE)	229	
2. Stieb (GG)	21-4		2. Stieb (GG)	2.33		2. Higuera (SP)	182	
3. Higuera (SP)	20-2		3. Higuera (SP)	2.34		3. DeLeon (BR)	173	
4. Gross (SP)	17-5		4. Martinez (FS)	3.01		4. Moore (GG)	152	
5. Swindell (TE)	15-9		5. LaPoint (LW)	3.10		5. Swindell (TE)	148	
6. Ryan (TE)	14-5		6. Downs (LW)	3.11		6. Stieb (GG)	143	

FIREMAN AWARD					GAMES	
1. Jones (YA)	4	5	23	40	1. Maddux (TE)	61
2. Smith, D. (WM)	2	4	23	40	2. Moyer (LW)	55
3. Plunk (TE)	4	4	19	34	3. Holton (SP)	51
4. Worrell (LW)	4	7	22	34	4. Crim (YA)	50
5. Guante (SP)	6	2	13	28	5. Worrell (LW)	49
6. Howell (DR)	2	1	12	24	6. Three at ()	46

2PT'S SA. 1PT Won -2 Lost.

INSIDE THE F-B-NBA

N. L. USJarheads Scuttlebutt The NL East may go right to the wire with the Jarheads trying to hold off last years National League Champion Pawcatuck Pequots; While trying to catch last years Division Champion Mystic Holstiens.

So far this year USJ is 7-5 vs Pawcatuck and 3-9 vs Mystic.

New England The Lime Sox have just concluded their most succussful face to face competition of the season winning 4 of 6 vs arch rival CT and taking 5 of 6 from the Windsor Hawks. NE's face to face record is now 40-36, 19-17 within the hotly contested NL West. As we expected, the NL West has become a 3 team battle with Willimantic, New England and Connecticut all within a few games of each other. Lime Sox Boosters feel that NE is peaking at the right time as the season heads into the home strech. The addition of Donnel Nixon gives the Lime Sox another potent bat and will allow the Sox to give Barry Bonds, Rob Deer and Brett Butler an occaisional breather as the season winds to a close. Look for a fight to the finish in the NL West

Hilltopper Highlights In a dramatic turnaround from a woeful 7-18 start, the Hilltoppers are playing like contenders, as last place no longer seems comfortable at Jim Bouton Field. A seven game winning streak featuring the kind of pitching absent in Hartford most of the year propelled the Hilltopper Hopeful to within shooting distance of fourth place Windsor. A crucial 6 game showdown against the Hawks is scheduled for July 30th as intra-divisional play heats up for the stretch drive.

"We're taking it one day at a time, trying to stay within ourselves, and not getting too high or too low", commented Manager Joe Schultz who was recently rewarded with an extension of his contract. All of a sudden talk of Next Year seems to have faded like Dan Petry's career.

* Spike Owen Update: A 3 for 17 spurt lifted Owen's average one point to .107 and two more RBI's brought his total to double digits. Between bites of a liverwurst sandwich, Joe Schultz was heard mumbling something about Owen playing every day soon.

GM and Owner-for-life Roland Klee is preparing a proposal to expand the seating capacity of Jim Bouton Field from 2 to 4 people at a proposed cost of \$13 million. Although the 9 member City Council has expressed some reservations, Klee said matter-of-factly, "Hey, all I need is 5 votes".

Smoke Signals: Manager Al Hrabosky and his staff continue to insist that the paper sack masks they've been wearing in the dugout & around town are merly to keep the sun & flies off their soft heads.

GM L.Ron Hubbard denied rumors that these paper sack masks (or "rally bags" as the players call them) may become part of the team uniform and that the team might change its name to the "Groceries" or the "Sad Sackers".

IP H R ER BB K HRA
Pitching line of the week: 8.1 20 19 19 6 6 2

In one appearence, Finley's role on the team changed from staff ace to "mop up" man to laboratory experiment.

Why Fermin? "Right after we traded Flix to Poquonnock we got offers from Three other teams. Where were these teams when we needed them". (You'll have to call Bud if you're still interested in Fermin.) The Chief's have offered Fermin back to the Eighty Niners in a package deal But GM Rob Bruno said "once you leave home you can't come back".

Misc. Notes Galactic's Carlton Fisk has 20 HR's in 181 AB's. Baton Rouge has no pitcher with a winning record. Barfield is batting .190, 9 HR in 384 AB's. Darling 5.48 ERA, 4-17. Eighty Niners Dwight Gooden can set a new team record for LOSSES. Record is 19, set by Steve Trout in '85. Gooden 12-19 with six more starts. Jim Deshaies has given up 30 roundtrippers in 180 IP. Duane Ward has picked up 9 saves in his last 9 attempts.

A. L. American League

Admiral Notes: The frustration of building an expansion team from scratch appeared to be fading as Admiral hopes for 1990 seemed bright. Then, disaster struck. First, Matt Nokes went down for 6-8 weeks with an injured knee. Then, Gerald Perry (having an off year was told he would miss the rest of the season with a shoulder separation, & Barry Larkin was to be out 6-8 weeks with an injury suffered at the All-Star game "Talent Show." Previously, Roberto Kelly was out 3-4 weeks with an injured wrist. What does it take to get some Good Luck?

Due to these events, Yorktown is interested in acquiring a spare ss and/or DH for 1990. Draft picks & pitchers are available.

***** **TRANSACTIONS:** *****

1. New England rec's Donnel Nixon from Asylum for NE's #4DP.
2. TEEM rec's Surhoff and a player to be named later from FS. The player will be C.Young or B. Jones. TEEM must decide by Oct. 1st.
2. Florida rec's Prince and at end of season J. Key.
3. Allyn Street rec's Sasser and Sharperson from Poquonnock. Poquonnock rec's Fermin & player to be named. (Player will be choice from Eighty Niner cuts)
4. Dragons rec's D.Hamilton, M.Young, MH #1DP, MH #3DP and a player to be named. (The player to be named is MacFarlene at end of season.)
4. Mystic rec's P. Tabler, D. Mohocic. At end of season MH rec J.Smiley.
5. Dragons rec Kennedy & Foley from Poquonock for J.Hamilton & MH's # 3DP.

End of season.

1. Dragons rec Benzinger and WH's #4DP. Windsor rec's Gallagher.
2. Poquonock rec's G. Davis, K. Daniels, G.Young, P.Smith and a player to be named later. (Player will be a choice for MH cuts before '90 draft.)
2. Mystic rec's Poquonock's #1DP & #3DP, Balboni, Leonard and G. Wilson.
3. Poquonock rec's Baines, August & M. Wilson from NE for Finley & B.Hatcher.

***** **DRAFT PICKS THAT YOU TRADED AWAY!** *****

1. Allyn Street traded #4 to Washington (It could become #3DP.)
2. Pawcatuck traded #2 DP to Washington & #3DP to Mystic.
3. New England traded #1DP to Florida & #3DP to Salem & #4DP to Aslyum.
4. Salem traded #1DP to Washington.
5. Willimantic traded #5DP to Allyn Street.
6. Yorktown traded #4 DP to Windsor
7. Galactic traded #3DP to Aslyum.
8. Salem traded NE's #3DP to Windsor.
9. Washington traded PP's # 2DP to Windsor.
10. USJarheads traded #3DP to Salem & #4DP to Aslyum.
11. Windsor traded #5DP to Washington.
12. Windsor traded YA's #4DP to Aslyum.
13. Poquonock (originally Vermont) traded #1 & #3DP's to Mystic.
14. Mystic traded #1DP & # 3DP to Dragons.
15. Dragons traded Mystic's # 3DP to Poquonock.

* IF YOU HAVE RECEIVED ANY DP'S & THEY ARE NOT LISTED HERE PLEASE CALL ME. *

MINUS BONUS POINTS From the team fact sheets.

1. LW -1BP, FS -1BP, MH -1BP for no injury replacements in instructions and/or no totals with results vs. TEEM
2. WM -1BP late results vs. Dragons.
3. Mystic -3BP late instructions Mystic -2BP late results vs. Topeka.
4. TEEM -1BP late results vs. Topeka.
5. WM -2BP late results vs. SP.

REMEMBER, IT IS ONLY LATE 4 DAYS AFTER THE DUE DATE NOT THE SEND DATE.

<u>-1BP for each day late (Max. -3BP).</u>	<u>-4BP For missing this report.</u>
Mystic -1BP	none

Total Minus Bonus Points: [1] Mystic -11 [2] TEEM -8 [3] Wash. -7 [4] Salem -4 [5] N.Eng. -4 [6] LakeW. -4 [7] Willi. -3 [8] F.Sun -3 [9] Galactic -3 [10] CT. -2 [11] Asylum -1 [12] Dragons -1 * -BP's have been updated and corrected.
Next due date 8/15.

PSYCHIC VIBES- A 4-1 defeat at the hands of the Lime Sox recently ended a 15 game winning streak, longest in Psychic history! The streak featured 10 consecutive road wins and a 5 game face to face massacre of the short lived Twin-Town franchise. The Psychics are now 9-0 in face to face match-ups this year.

In the game following the loss to New England, Teddy Higuera won to get the split and become the Psychics first ever 20 game winner (now 20-2). The victory also gave him his 12th complete game to set the team record. Alvin Davis is one walk away from tying the team record.

Front office news: The Psychics have contacted former Psychic (and, more importantly, former Blue Jay) Cecil Fielder about the possibility of joining the team as fitness coach next season. A tentative agreement has been made since it seems unlikely that the Blue Devils will re-sign him. Garth Iorg has already been signed as a roving scout, specializing in finding players with really wierd names.

In an all out effort to open the trade talk flood gates, the Psychics have sent out a flurry of offers for next season. The Psychics have 6 high-quality starting pitchers and are now entertaining offers for one or two of the following: CHRIS BOSIO, JOHN CERUTTI, BRYN SMITH, and ED WHITSON. In return, the Psychics need help in center and left field, and would like to finally get a full time second baseman. I will be more than happy to take draft picks, of course. So.....

MAKE ME AN OFFER, MAKE ME AN OFFER,
MAKE ME AN OFFER, MAKE ME AN OFFER,
MAKE ME AN OFFER, MAKE ME AN OFFER....

(I think you get the point)




TOPEKA TIT BITS:

If you wonder why the pictures of Mr. Galarraga and Mr. Franco keep appearing in my articles--it's because nobody else is doing much to write about. Andres the Giant leads the team in games(122), ABs (485), runs(71), hits(140), 2b(38), HR(18), rbi(74), K(136), BA (.289) and GWRBIs(10). Franco is 5-4 with 14 saves and an ERA of 3.53 in only 35.2 IP.(not much need for a closer this season) Other team leaders include secondsacker Robby Thompson with 35 bb (tied with rightfielder Dale Murphy), 4 HBP, 18 sacrifice bunts and 7 caught steals.(tied with Dion James) Murph has hit into 11 double plays, while little Luis Rivera has 7 triples and 16 errors at SS--as does Alfredo Griffin.(giving us 32 errors at the ss position for the season) Centerfielder Lenny Dykstra has 27 SBs in 33 attempts to lead the last offensive category being kept.


TOPEKA LEGGINS

F. B. N. B. A.



ANDRES GALARRAGA

Starting pitching has really hurt Topeka as the starters have combined for a 33-60, .355 mark. A starting rotation of Hough, Walk, Farrell and Hawkins with Rhoden and Hansen in reserve appeared to be pretty good, but such is not the case. Hough is 8-12 with a good ERA of 3.46, but he has given up 109 bb in 192.1 IP. Walk, who owns a no-hitter to his credit, is 8-14 with an ERA of 4.54 having given up 182 hits in 160.2 IP. Farrell is 5-13 with an ERA of 5.04 allowing 23 HRs and 186 hits in 155.1 IP. Hawkins is 6-10 with an ERA of 4.04. Rhoden(4-8, 4.50 ERA, 117 hits in 102 IP) and Hansen(2-3, 5.09) have also sucked. Their ML stats were pretty good, but it hasn't worked that way in PBM.



John Franco

	* TL *		
OPPONENT	H	R	TOTAL
Vermont	2-0	1-1	3-1
Baton Rouge	1-1	2-0	3-1
salem	0-2	0-2	0-4
Team	1-1	0-2	1-3
washington	1-1	2-0	3-1
Allyn Street	3-3	2-4	5-7
Jarheads	1-5	1-5	2-10
mystic	4-2	2-4	6-6
Pawcatuck	0-6	1-5	1-11
willimantic	3-2	2-3	5-5
Asylum	1-4	4-1	5-5
connecticut	1-4	0-5	1-9
windsor	3-2	4-1	7-3
New England	1-4	2-3	3-7
dragons	0-2	2-0	2-2
	22-39	25-36	47-75
	.360	.410	.385

Rob

I got the stats right this time except for Twin Town results that I talked to you about the other night. First, I want to let you know about a change in my address - I'm moving to a new house.

New address; Michael Holbrook
5030 Heritage Drive
Baton Rouge, LA 70808

Some comments on the voting issues;

Lets keep injuries. I know we limit the number of games or ABs but injuries add a little bit of chance and unpredictability.

I agree that some of the instructions I get are VERY involved (very hard to really do it right some times) but if you limit the length to 1-2 pages they will not only be involved but you will need a magnifying glass to read them.

Lets keep wins and losses - This is still baseball

I think that your home/away record should be out there for everyone to see.

I believe that both records should be reasonably close. Ballparks may make some difference but not a lot.

I think the pitchers holding rating is a good addition. Changes in the rating from year to year should be minimized after a few iterations.

No strong feelings one way or the other on HBP as an official stat - I count it as a walk.

Would it be possible in the proposed new 32 series schedule to have most of the short series in the summer. It is very hard to get ahead or catch up when you go on vacation. I don't mind the 5 gamers early in the season. Either is okay

I am against any rule that makes it harder to advance a runner. It is already too hard to do.

I think a present member should have first option on dropped teams. However any kind of reentry draft during the season, when many of the drops occur, would be hard to administer and get done in a timely manner. New rosters would have to be sent out, changes in pitching rotations, etc. Any team dropped in the off-season would be good candidates. Do we want this to be a preferred method to build a team? It could come to that. (?)

Let me suggest that the even numbered rounds not be based on -BPs for backup managers. If they picked say 8th in the odd rounds, they would pick 8th in all rounds with the old managers fit around that pick in the order of BPs. That would simplify things a little and not punish the new manager for past sins.

I'm against picking up players who are available near the end of the season. That's what the draft is for.

Starters need 3 or 4 days rest, no matter how short their last start.

Baton Rouge Blanks - Extra security had to be called out to get the Windsor team out of Baton Rouge after their recent series there. After taking two games at Windsor, The first pair of wins yet this season for the Bullets against a NL team, BR was ready for a sweep. After winning the first game 6-1, all hell broke loose in the final game. Cotto was injured in the first inning, Slaughter in the second, Valle in the third, the fans were getting ugly, Herr was injured in the fourth. It took 30 minutes for order to be restored. Herr had hit two home runs in Windsor. In the sixth Fletcher was injured to make it 5 of the Baton Rouge starters now on the bench. Langston, the Windsor pitcher, had to be removed from the field for his own protection. Through all this the made up BR lineup had scored 8 runs only to loose to the 9 runs Windsor pounded out. The Windsor team had to taken to the airport via helicopterto escape the irate fans.

PAWCATUCK PEQUOTS - Pequots went 17-7 vs N.L.East foes in the last round to get back in the hunt for a playoff spot entering the final stretch of the season. Pequot batters have been struggling as of late but the pitching has been great. In a 3 game series vs Mystic, the Cows were held to 3 hits, 3 hits, and 6 hits, but won 2 of the 3 games. Pawcatuck suspects the Holstien pitching staff was throwing cud balls, but we have no hard evidence to prove it. How's this for a line score?

Florida	000	000	005	0	7	12	11	2
Pawc.	000	000	113	0	3	8	11	2

Jack Morris had a 2 hitter going into the 9th. The game ended with the bases loaded!

Newsflash - Wade Boggs just hit his 1st HR of the season in game #128.

SUGGESTIONS:

- 1) For MVP, Cy Young, and ALLSTAR voting have each team nominate a player at each position and submit nominations with player's stats to the commissioner. The Commissioner then sends out a ballot for voting.
- 2) Change the special FBN rule for infield in without a man on third such that a groundball A,B or C be treated as a standard Goundball B. The reason for this is that by bringing the infield in the bunt rating is reduced and only a bad bunt will get the lead runner thrown out. With our present rule runners are frequently getting thrown out ^{on} hard groundballs, this just doesn't happen very often in real life.
- 3) For new teams that are established during the off season (not those taken over mid season) they be given draft picks behind established teams on odd rounds. On even rounds, they be assigned draft picks behind established teams without penalty points but ahead of established teams with penalty points. This is in lieu of flipping for the draft picks that were left by the teams that dropped out.

COMENTS:

1. Keep the injuries as is. It brings the bench into play and keeps things interesting. Didn't we just reduce the injury schedule last year?
2. Don't allow teams to disband for re-entry drafts or to be allowed to get first shot at available teams. THIS WILL WEAKEN THE FBN IN THE LONG RUN! A manager won't have any accountability if this rule is passed. He could try a bunch of dumb trades or draft for one season at a time and simply disband his team every year if things don't work out. Just because a new manager comes into the league and gets saddled with a poor team doesn't mean that he can't improve the team. Salem is good example of a team getting turned around

Dear Rob,

July 26, 1989

Here are my comments on the voting items.

1. Eliminate injuries - completely! A regular player's real life AB or IP for any given season is already limited by the injuries he incurred during the season. we currently add a 10% increase to that limit. It seems to me that the current system balances itself out. Therefore it is my opinion that if injuries are eliminated then the 10% increase in playing time should also be dropped.
2. Limit instructions to 1 page. Why? A manager should be allowed to include as much instructions as he or she feels necessary in order to give their team the best possible chance of victory.
3. Eliminate wins and losses to determine standings and go to the following point system: 2 pts for a road win and 1 pt for a home win. I thought this was a baseball league a win is a win and loss is a loss. If you can't trust each other to follow road instructions properly then there is no point in having a Play-By-Mail league.
4. Make it mandatory to include Home/Away record in the standings. I think H/A record should be reported in each Newsletter. Possible award at end of season to manager with best road record.
5. Do not use pitcher's holding rating when deciding a steal. The FBN would only use the catchers throwing rating when deciding to a steal. Reason: The pitcher's holding ratings have been halter skalter. How can a pitcher be +4, in 1988 and be a -4 in 1989? What pitcher(s) does this refer to and how many? I assume that SOM rated the pitcher(s) based on how he performed in 1988(poorly) and 1989(Excellent). However is this wide spread or only a few?
6. Make HBP an official statistic. OK. How about sac, sacfly and GWRBI(we kept that stat for the last few years)? Personally I would rather know how many GWRBI one of ~~my~~ players had than HBP.
7. Schedule changed to the 32 Series as recommended by Rob Bruno. The only reason that we had one 5 game series in the first place was to cut postage cost and time during season.
8. On a hit without an asterisk: when throw is not cutoff trailing runner would only advance after a 20-sided die is rolled. If roll result falls within the trailing runners running rating, he would move up a base. If it does not fall within his running rating, he would not advance the extra base. NO OUT IS INVOLVED IN THIS CHANGE. Sounds interesting and realistic lets try it.
9. When a team becomes available in the FBN: It will be offered first to the present members. If a present member wants the team he must give up his team. If more than one present member wants the team a re-entry draft will be held including all the teams plus the backup manager who will be the newest member to the FBN. I think it should be offered first to the present league members. However under no circumstances should any team be disbanded. The disbanding of a team kills that franchise forever!! If there are more than one present member of the league wants the team then the team would go to the present member with the least(and thus shortest time to improve his current team) amount of time as a member of the FBN-B-A.
10. When a team does become available to a backup manager: the -BP rating from the old team: I think -BP should be removed since the manager that incurred them is not around to pay the penalty.
11. If a team or teams become available at the end of a season and a re-entry draft is planned a present manager will have the option to disband his team and be included in the re-entry draft. N/A SEE 9. COMMENTS.
12. Managers will be able to pick-up any undrafted player(s) going to last block of series. For each player picked-up one must be released. NO. This would enable managers who drafted a player(such as my own GERMAN JIMENEZ) with great card for one year then drop him and pickup a player with a future for next year.
13. Allow a starting pitcher whose pitched less than 3 innings in his previous start to come back one day earlier than currently permitted. An asterisked starter could start on 2 day's rest, a non-asterisked starter on 3 day's rest. Why? This just seems to add an unnecessary rule which isn't needed. Either way doesn't matter much to me.

Steve

Willimantic Warriors

PLAYER	G.	AB	H	D	T	HR	RBI	R	BB	SO	SB	CS	E	GWH	AVE.
Bradley	116	451	103	23	4	7	41	66	67	90	21	3	2	0	0.228
Gester	54	157	47	4	0	0	17	18	8	26	0	0	1	0	0.296
Brett	121	475	127	32	4	22	65	76	49	53	10	3	0	0	0.267
McReynold	121	484	138	29	3	26	81	79	33	47	12	4	3	0	0.285
Bonilla	118	451	118	24	4	18	77	70	48	59	0	0	24	0	0.262
Bream	71	194	56	18	2	1	14	19	18	26	3	2	2	0	0.289
Hassey	0	0	0	0	0	0	0	0	0	0	0	0	0	0	*****
Virgil	71	202	49	14	0	4	21	28	19	33	0	0	7	0	0.243
Snyder	103	355	91	16	4	23	73	46	28	70	3	1	3	0	0.256
Grace	79	273	57	8	2	3	23	31	35	35	0	0	3	0	0.209
Stillwell	119	429	96	24	3	9	53	47	49	65	4	3	6	0	0.224
Wellman	23	64	18	2	1	3	8	7	2	16	0	1	0	0	0.281
Pasqua	64	142	38	7	2	13	41	26	19	31	2	0	1	0	0.268
Castillo	4	10	3	1	0	0	0	1	0	2	1	1	0	0	0.300
Phillips	39	147	46	9	7	1	20	35	38	29	0	0	5	0	0.313
Hassey	72	234	56	13	0	6	23	23	26	28	1	0	10	0	0.239
MEACHAM	43	123	29	10	0	0	8	16	30	24	13	0	5	0	0.236
	0	0	0	0	0	0	0	0	0	0	0	0	0	0	ERR
	0	0	0										0		0.000
	0	0								0					ERR
TOTALS	G.	AB	H	D	T	HR	RBI	R	BB	SO	SB	CS	E	GWH	AVE.

122 4193 1072 234 36 136 565 588 469 634 70 18 72 0 0.256

PITCHER	G.	GS	CG	W	L	S	IP	H	BB	SO	R	ER	HR	SHO	ERA
Cone	28	28	9	16	10	0	200	179	87	169	79	65	9	0	2.93
Perry	29	0	0	1	1	3	36.6	22	5	14	6	6	0	0	1.49
Thigpen	40	0	0	0	1	3	49	44	24	39	12	11	4	0	2.02
Leibrand	26	26	5	7	14	0	167	218	55	77	115	97	22	0	5.23
Mulholla	20	5	0	3	5	1	39.6	57	14	23	32	26	2	0	5.91
Montgome	37	0	0	5	2	11	64.3	57	28	48	24	19	3	0	2.86
Stewart	26	26	7	13	7	0	192	190	99	118	107	97	10	0	4.55
Hahner	3	3	2	2	0	0	25	22	7	16	13	11	1	0	3.96
Assenmac	37	0	0	3	3	5	56.3	44	13	50	17	16	1	0	2.56
Knepper	21	21	4	8	9	0	132	155	58	71	84	77	15	0	5.25
Honeycut	23	0	0	2	1	2	43.3	51	13	20	26	25	4	0	5.20
Toliver	13	13	3	4	5	0	81.6	87	38	48	46	40	9	0	4.41
TOTALS	GS	CG	W	L	S	IP	H	BB	SO	R	ER	HR	SHO	ERA	

122 30 64 58 25 1086 1126 441 693 561 490 80 0 4.06

BAINES	87	250	30	72	13		6	31	21	48								.288
BARRETT	122	431	49	126	22	1		47	17	42	8	3	2	5				.292
BAYLOR	52	153	19	41	6	1	7	30	12	20			2					.287
BERNARD	88	180	20	35	11	1		9	4	42				2				.194
BOWEN	116	438	72	141	28	3	22	88	47	70	21	9	2	6				.301
BUTLER	120	471	78	143	24	10	6	34	74	44	46	19	1	2				.304
DEER	114	420	83	119	16	1	36	92	39	135	17	8	5	6				.283
DWYER	14	17	3	5	1				4	3								.294
FERRARO	122	484	64	138	25	3	4	52	54	56	10	5	1	9				.285
LARKIN	110	381	40	87	16	3	5	48	39	47	2	1	11	3				.228
LEMKE	8	6																.000
MAGAGNOLI	44	80	2	22	2	2		6	8	12	1			5				.275
MAGARAL	61	169	35	52	8	1		22	30	17				5				.308
MCDOWELL R.	1	1																.000
MILLIGAN	10	15	2	4			2	4	4	6								.267
QUINLAN	25	24	3	7	1		1	4	4	4	5	2		1				.292
QUIRK	21	41	5	11	1		1	4	10	11	1			2				.268
SEITZER	44	174	28	45	8		2	17	14	21	6	5	2	6				.259
WHIT	96	262	28	60	9	1	7	27	37	44	2	1		4				.229
WILSON	43	127	17	42	10		5	27	4	19	2	3	3					.331
Team Total	122	4144	584	1150	205	27	104	642	522	742	127	56	29	64				.278

New England

Fly By Night Statistics Report

Pitcher	W	L	SV	G	GS	CG	IP	R	ER	ERA	H	HR	BB	SO	SHO
AUGUST	2	3	1	36	9		97 2/3	41	40	3.70	105	10	38	42	
CANDELANIA	8	6		23	23		133 2/3	65	57	3.97	113	24	30	89	
DAYLEY	1			16			11 1/3	8	8	6.35	17	1	7	9	
GUTMANN	12	8		25	25	6	166	79	68	3.69	166	18	71	122	2
HAYNS	2	1	1	36			28	10	10	3.21	19	1	13	22	
MADDUX	9	6		17	17	1	118	50	44	3.32	116	7	52	60	
MCDOWELL	5	3	8	46			61 2/3	28	27	3.94	58	4	18	36	
NIEVES	3	7	4	41	8		96 2/3	51	40	4.30	59	12	52	56	
NIPPER	2	1		6	4		22 1/3	12	9	3.63	22	1	9	9	
PONA A.	3	2	4	49			55	21	16	2.62	58	6	22	51	
ROBINSON D.	14	10	11	43	14	1	165 2/3	77	63	3.42	162	11	47	92	
WEGMANN	6	8		22	22	1	122 1/3	65	62	4.56	133	16	34	45	
Team Total	67	55	29	122	122	9	1078	507	452	3.77	1058	111	393	633	

Team: Windsor Hawks

Series: 1-19

Player	G	AB	R	H	2B	3B	HR	RBI	BB	SO	SB	CS	HBP	E	GW	BA
Francó, Ju.	114	445	58	136	19	3	11	56	44	57	22	8	—	7	—	0.306
Marshall *	87	342	43	101	15	1	18	61	20	68	3	1	—	0	—	0.295
Varsho	12	38	3	11	0	0	0	4	0	3	0	0	—	0	—	0.289
Elster	59	151	18	42	6	1	2	14	9	16	0	1	—	4	—	0.278
Benzinger	80	293	31	79	17	1	7	33	22	42	1	0	—	2	—	0.270
Bell, B.	78	231	31	62	8	2	6	21	15	22	1	0	—	18	—	0.268
Coleman	114	483	68	126	18	8	2	29	33	70	80	11	—	3	—	0.261
Ready *	83	255	32	65	18	1	4	27	32	34	7	0	—	6	—	0.255
Armas *	43	136	14	34	5	2	5	15	11	32	0	0	—	1	—	0.250
Thomas, A.	83	257	23	61	10	2	2	18	10	35	1	0	—	12	—	0.237
Scioscia	105	345	25	81	19	1	3	26	26	34	0	0	—	5	—	0.235
Bass *	17	67	4	15	1	0	2	6	1	7	4	3	—	0	—	0.224
Pettis	83	257	23	56	15	3	1	25	30	52	20	6	—	2	—	0.218
Tuefel	12	38	5	8	2	0	0	3	9	3	0	0	—	0	—	0.211
McClendon	28	59	7	12	1	0	1	5	14	7	1	1	—	5	—	0.203
Evans, Da.	83	258	35	50	8	1	14	41	54	58	1	1	—	5	—	0.194
Escasky *	24	83	10	16	4	0	3	8	15	23	0	0	—	3	—	0.193
Calderón	49	161	19	30	7	1	7	19	14	47	3	1	—	0	—	0.186
Hughes	16	18	0	3	0	0	0	5	0	1	0	0	—	0	—	0.167
Randolph *	25	41	3	6	1	2	0	2	6	5	1	1	—	1	—	0.146
Team Total	119	3958	452	994	174	29	88	418	365	616	145	34	—	73	—	0.251

* : indicates aquired in a trade or traded away :

Fly By Night Statistics Report



Pitcher	W	L	SV	G	GS	CG	IP	R	ER	ERA	H	HR	BB	SO	ShO
Hernandezf.	1	3	0	28	0	0	45 1/3	15	8	1.59	37	2	15	36	0
Eckersley	6	1	21	34	0	0	40	7	7	1.58	31	3	6	40	0
McCullers *	4	4	3	30	0	0	48	14	13	2.44	42	4	22	29	0
Welch	11	10	0	27	27	10	176 2/3	84	70	3.57	164	15	56	113	4
Candiotti	11	12	0	29	29	4	191 2/3	100	87	4.09	218	17	65	128	1
With, M. *	10	9	0	23	23	4	140 1/3	72	65	4.17	162	10	49	90	1
Langston *	2	4	0	7	7	3	54	27	27	4.50	50	4	27	46	1
Niedenfuer	1	1	3	27	0	0	35	21	21	5.40	36	6	15	24	0
Bautista	2	4	0	26	9	3	104	59	55	4.76	116	14	23	49	1
Sutcliffe *	8	12	0	21	21	6	134	86	76	5.10	160	10	47	87	1
Hurst *	1	4	0	6	6	1	44 2/3	30	29	5.84	58	3	17	38	0
Kipper *	0	1	0	7	0	0	9.0	8	7	7.00	11	1	5	4	0
Team Total	57	65	27	265	122	31	1023	523	465	4.09	1085	89	347	684	9

MYSTIC HOLSTEINS

HITTERS

NAME	G	AB	R	H	RBI	2B	3B	HR	BB	K	E	SB	CS	GW	AVE
DANIELS	115	416	69	109	49	17	3	13	59	79	1	23	9	11	0.262
DAVIS	107	404	63	113	76	13	1	27	20	55	1	7	3	11	0.280
GAETTI	107	387	48	98	63	17	0	24	28	76	4	6	4	10	0.253
GANT	72	209	31	68	22	15	2	6	11	37	5	12	4	2	0.325
HAMILTON	4	3	0	2	0	0	0	0	0	0	0	1	0	0	0.667
HERNANDEZ	83	278	26	75	19	9	0	8	13	52	3	1	0	7	0.270
MCFARLANE	77	205	20	46	15	12	1	0	28	28	3	0	0	2	0.224
MILLER, D	67	60	5	5	2	1	0	0	3	11	0	0	0	0	0.083
OQUENDO	107	375	53	105	42	7	2	6	34	32	7	4	5	3	0.280
ORSULAK	78	127	14	28	22	7	1	4	10	10	0	6	1	5	0.220
SUNBERG	36	103	16	30	18	2	0	3	6	17	1	0	0	2	0.291
TEMPLETON	96	252	23	59	26	7	4	7	15	33	7	6	2	2	0.234
TREADWAY	50	130	16	31	6	10	1	1	13	14	2	0	0	2	0.238
WINFIELD	112	423	69	130	74	31	1	17	51	66	0	2	3	10	0.307
YOUNG, G	113	455	62	102	22	14	7	0	37	50	6	49	11	3	0.224
YOUNG, M	36	72	5	18	8	9	0	1	12	18	0	0	0	0	0.250
WILSON, W	17	13	1	2	5	0	0	0	1	3	0	6	2	1	0.154
PARRISH	21	58	8	11	10	0	0	5	7	10	0	0	0	2	0.190
	3970	529	1032	479	171	23	122	348	591	40	123	44	73	0.260	

PITCHERS

NAME	W	L	G	GS	SV	CG	SHO	IP	H	BB	K	R	ER	HR	ERA
BURKE	0	0	5	0	1	0	0	8	7	1	4	0	0	0	0
CLEMENS	15	9	26	28	0	6	1	216	171	67	224	64	59	11	2.46
MIRABELLA	5	3	38	0	11	0	0	55	36	17	25	7	6	3	0.98
MUSCLEMAN	6	4	15	15	0	1	1	95	97	53	47	48	47	2	4.46
OROSCO	2	1	21	0	1	0	0	36	20	23	25	10	10	6	2.47
SABERHAGEN	7	15	27	27	0	4	0	184	244	49	117	147	142	31	6.94
SHIRALDI	7	4	36	0	2	0	0	74	52	23	61	25	21	7	2.56
SCOTT	14	5	28	28	0	1	0	193	157	56	158	83	77	20	3.59
SMITH	15	3	24	24	0	2	0	166	155	75	92	72	68	12	3.67
STANLEY	4	3	46	0	13	0	0	65	61	18	30	25	24	10	3.30
	75	47		122	28	14	2	1091	1000	382	783	481	454	102	3.74

Team: **US JARHEADS**

Series: *124 games*

	Player	G	AB	R	H	2B	3B	HR	RBI	BB	SO	SB	CS	HBP	E	GW	BA
260	BENEDICT	27	52	4	18	2			7	7	5						.346
647	BROOKS	102	310	44	96	16		20	54	18	60	4	1	2	6		.310
433	BUSH	101	300	33	64	10		6	33	43	48	15	6	5	6		.243
346	DIAZ, B.	2	6	1	1			1	1		1						.167
400	GUERRERO	97	302	36	79	11	2	11	58	45	55	4	2	2	7		.262
558	HENDERSON, D.	121	421	70	114	32	2	18	70	59	79			3	10		.271
246	JONES, T.	92	173	28	59	6		4	21	16	19	24	2	3	5		.341
612	LANSFORD	114	367	42	97	13	2	1	23	28	42	34	8	3	1		.264
56	MEDINA	5	8	1	1			1	1		3			1	1		.125
300	MELVIN	94	218	23	50	12	1	5	26	20	26		1	6	2		.229
602	O'BRIEN, P.	119	431	61	104	24	3	15	61	51	58		1	4	10		.241
386	PETRALLI	85	231	25	56	10	2	4	22	26	48	1		8	3		.242
623	RAMIREZ	87	274	34	77	13	2	8	35	8	24	3	1	13	6		.281
695	SAX, S.	122	472	55	128	13	4		39	22	50	37	7	3	6		.271
125	SMITH, L.	2	9	1	4			1	3		2				1		.444
188	SPIER	51	110	20	27	6	2		13	16	24	2	4	3	1		.245
416	THOMPSON, M.	114	320	45	92	23	1	1	34	40	52	24	9	4	3		.288
254	WARD, G.	31	23	4	5				1	1	6			1			.217
497	WEISS	103	217	23	47	10	1		12	40	32	4	1	8	1		.217
62	FERNANDEZ S.	3	6	1						1							.000
43	PALMER	14	32	8	14	2		1	13	2	2				1		.438
31	TERRY																
	Team Total	124	4282	559	1133	203	22	97	527	443	636	152	43	4	73	70	.265

Fly By Night Statistics Report

	Pitcher	W	L	SV	G	GS	CG	IP	R	ER	ERA	H	HR	BB	SO	ShO
149	BANKHEAD	7	3		14	14	7	110.1	40	39	3.18	93	4	33	81	3
1.1	BEDROSIAN	2	1	10	45			36.2	13	13	3.20	35	3	9	33	
0.1	BIRTSAS	1	2	3	23	2		40	14	14	3.15	42	4	15	16	
206	FERNANDEZ S.	9	10		22	22	10	148.1	67	63	3.82	128	18	65	141	4
42	GLEATON	3	1	6	27			20.2	5	5	2.18	18	2	10	19	
65	GORDON, D.															
75	HENKE	5	2	6	38			52	28	26	4.50	53	9	10	50	
117	HUDSON	6	3	3	30	7	1	107	50	41	3.45	96	6	42	58	1
287	JACKSON, D.	17	10		27	27	15	217.1	103	89	3.69	201	18	85	145	2
76	NICHOLS, R.				1	1		7	5	1	1.29	10		1	3	
209	OJEDA	12	6		23	23		179	64	58	2.92	171	13	55	118	3
142	PALMER	4	3		10	10	1	66	31	27	3.68	68	2	21	48	1
142	TERRY	7	4		18	11	2	92	42	33	3.23	100	7	27	42	1
41	VANDEBERG															
130	WILLIAMSON	1	5		7	7		35.1	32	23	5.86	60	6	11	17	
	Team Total	74	50	28		124	36	1111.2	494	432	3.50	1075	92	384	771	15

GULLICKSON (NO CARD)

Allyn Street 89ers

PLAYER	G.	AB	H	D	T	HR	RBI	R	BB	SO	SB	CS	E	HBP	AVE.
Gladden	118	412	103	18	3	11	52	48	24	43	22	10	2	1	0.250
Mack	59	105	23	3	0	0	14	13	13	15	8	2	1	0	0.219
James	121	434	110	26	1	18	57	58	36	49	9	4	2	4	0.253
McGriff F	112	351	87	23	2	26	72	56	51	85	4	0	0	0	0.248
Law	122	431	119	21	3	10	54	54	44	51	0	0	11	1	0.276
Shelby	118	375	89	23	7	3	34	47	43	97	8	5	3	0	0.237
Espy	91	211	52	8	7	2	21	24	14	46	22	8	5	1	0.246
Jordan	91	213	77	20	2	10	36	26	13	17	1	1	1	0	0.362
Manrique	92	188	40	5	3	0	19	21	11	24	3	4	4	2	0.213
Backman	105	254	83	15	1	0	13	37	38	34	15	2	1	1	0.327
Guillen	120	412	104	15	6	0	26	36	16	29	38	13	7	2	0.252
Salas	66	186	45	2	0	3	16	17	10	11	0	0	10	2	0.242
Dempsey	58	144	32	8	3	8	32	24	23	34	2	0	6	0	0.222
Borders	34	53	11	3	2	0	2	8	4	9	0	0	7	0	0.208
Oberkfel	52	128	30	7	1	1	6	9	8	10	1	1	0	0	0.234
Buckner	67	182	43	9	0	5	26	13	16	5	4	0	0	0	0.236
Fermin	22	53	15	0	1	0	3	7	4	4	6	1	0	3	0.283
McGriff T	16	36	8	3	0	1	2	3	6	6	0	0	2	0	0.222
Robidoux	0	0	0					0	0	0					ERR
Pitchers	122	2	1										7		0.500
TOTALS	G.	AB	H	D	T	HR	RBI	R	BB	SO	SB	CS	E	HBP	AVE.
	122	4170	1072	209	42	98	487	501	376	569	143	51	69	17	0.257

PITCHER	G.	GS	CG	W	L	S	IP	H	BB	SO	R	ER	HR	SHO	ERA
Gooden	31	31	2	11	18	---	190	190	56	143	95	75	18	2	3.55
Deshales	28	28	1	9	11	---	174	164	53	89	96	82	28	1	4.24
Mahler	27	27	3	9	13	---	164	192	38	63	95	89	15	0	4.88
Youmans	14	14	0	6	4	---	76	63	35	51	42	36	10	0	4.26
Boyd	4	4	0	1	2	---	20.3	18	4	15	14	12	6	0	5.31
Robinson	5	5	0	1	2	---	19	27	5	7	10	8	3	0	3.79
Horton	52	1	0	3	0	3	79.3	95	37	16	40	36	4	0	4.08
Lincaster	20	6	0	1	5	3	44.6	45	23	9	29	26	4	0	5.24
Nelson	51	---	---	3	4	4	75.6	89	25	43	43	33	6	0	3.92
Waru	56	---	---	2	1	7	79.3	68	36	44	30	27	2	0	3.06
Farr	51	---	---	2	6	11	68.3	66	26	58	25	23	5	0	3.029
Bittiger	28	4	---	2	3	0	59.6	52	28	40	33	32	5	0	4.826
Bolton	26	---	---	1	0	0	22	19	9	16	10	8	0	0	3.272
Freeman	2	2	0	0	1	---	8.67	13	4	5	6	6	0	0	6.23
Assnchr	5	---	---	0	1	1	5.33	5	3	7	4	3	0	0	5.065
Nunez, E.															ERR
TOTALS		GS	CG	W	L	S	IP	H	BB	SO	R	ER	HR	SHO	ERA
	122	6	51	71	27	1086	1106	382	606	572	496	106	5		4.11

FBNBA

Home - (22-39, .360)
Road - (25-36, .410)

TEAM NAME: TOPEKA LEGGINS-1989 (47-75, .385)

STATISTICAL SUMMARY AFTER 122 GAMES

NAME	G	AB	R	H	2B	3B	HR	RBI	BB	HB	SO	PCT	SB	CS	SH	DP	E	GW
D. JAMES	90	297	30	74	9	2	4	15	30	0	45	.249	6	7	1	6	1	0
R. THOMPSON	108	357	42	101	20	0	8	30	35	4	77	.283	16	7	18	6	8	8
R. MULLINIX	74	232	36	76	16	2	10	52	30	1	53	.328	0	0	1	1	8	1
A. GALARRAGA	122	485	71	140	38	6	18	74	33	3	136	.289	17	3	0	10	15	10
P. O'NEILL	97	369	38	91	18	1	14	42	18	1	70	.247	9	3	0	7	1	2
C. BELL	114	420	41	110	24	3	14	53	17	0	43	.262	2	0	0	5	5	2
D. MURPHY	111	386	39	79	22	4	14	43	35	0	82	.205	0	0	0	11	3	4
A. ALLANSON	94	275	22	60	6	1	5	24	18	2	56	.218	2	2	12	2	8	5
L. RIVERA	76	203	11	40	10	7	1	15	14	0	35	.197	0	0	13	5	16	1
B. JACOBY	101	269	29	67	20	0	4	22	16	0	44	.249	0	2	0	5	7	4
L. DYKSTRA	96	314	39	79	14	3	7	31	18	3	37	.252	27	6	14	5	1	3
T. FRANCONA	53	110	7	28	2	0	0	11	5	0	13	.255	0	0	0	2	2	3
B. PECOTA	54	124	11	17	0	3	0	4	15	1	29	.137	5	3	4	1	4	1
A. GRIFFIN	86	166	17	31	3	0	1	10	11	1	15	.187	8	3	16	3	16	0
B. HARPER	24	83	6	19	6	1	1	7	1	1	7	.229	0	0	0	2	2	0
J. FRANCO	31	0	0	0	0	0	0	0	0	0	0	.000	0	0	0	0	1	0
G. HARRIS	44	0	0	0	0	0	0	0	0	0	0	.000	0	0	0	0	0	0
A. HAMMAKER	28	0	0	0	0	0	0	0	0	0	0	.000	0	0	0	0	0	0
C. JONES	22	0	0	0	0	0	0	0	0	0	0	.000	0	0	0	0	2	0
C. CLANCI	44	0	0	0	0	0	0	0	0	0	0	.000	0	0	0	0	2	0
C. HOUGH	26	0	0	0	0	0	0	0	0	0	0	.000	0	0	0	0	1	0
J. FARRELL	26	0	0	0	0	0	0	0	0	0	0	.000	0	0	0	0	0	0
B. WALK	27	0	0	0	0	0	0	0	0	0	0	.000	0	0	0	0	2	0
E. HANSON	6	0	0	0	0	0	0	0	0	0	0	.000	0	0	0	0	0	0
R. RHODEN	16	0	0	0	0	0	0	0	0	0	0	.000	0	0	0	0	0	0
J. REEP	19	15	2	1	0	0	0	0	3	0	2	.067	1	0	0	2	0	0
G. CARTER	56	161	15	43	5	0	4	14	19	0	14	.267	0	3	0	3	1	0
A. HAWKINS	21	0	0	0	0	0	0	0	0	0	0	.000	0	0	0	0	2	0

TOTALS	122	456	213	105	318	738	93	79	108	44
	4267	1056	33	427	17	.247	39	76		

NAME	W	L	PCT	SV	G	GS	CG	IP	R	ER	ERA	H	HR	BB	SO	SH
J. FRANCO	5	4	.556	14	31	0	0	35 2/3	16	14	3.53	32	3	13	19	0
J. HARRIS	7	4	.636	5	44	0	0	68	20	16	2.12	45	3	26	54	0
A. HAMMAKER	1	1	.500	0	28	0	0	54 2/3	15	13	2.14	42	4	19	28	0
C. JONES	1	2	.333	0	22	0	0	48	18	10	1.87	49	3	11	31	0
C. CLANCI	3	4	.429	0	44	0	0	115	47	41	3.21	115	14	31	73	0
C. HOUGH	8	12	.400	0	26	26	10	192 1/3	93	74	3.46	169	18	109	123	2
J. FARRELL	5	13	.278	0	25	26	5	155 1/3	98	87	5.04	186	23	50	59	1
B. WALK	8	14	.364	0	27	27	4	160 2/3	100	81	4.54	182	16	60	53	1
E. HANSON	2	3	.400	0	6	6	2	40 2/3	26	23	5.09	49	3	17	38	0
R. RHODEN	4	8	.333	0	16	16	1	102	61	51	4.50	117	6	40	36	0
A. HAWKINS	6	10	.375	0	21	21	4	144 2/3	75	65	4.04	148	12	66	54	3

TOTALS	47	75	.385	19	122	26		1117	569	475	3.83	105	442	568		
--------	----	----	------	----	-----	----	--	------	-----	-----	------	-----	-----	-----	--	--

voting items:

1. Eliminate injuries - completely!

1a. Keep injuries just change to new injury chart.

ROLL	500+AB's	499-400AB's	399-200AB's	199-0 AB's
1-4	2 GAs missed	2 GAs missed	2 Games	2 Games
5-8	1 Ga. missed	1 GA. missed	2 Games	2 Games
9-12	rest of game.	1 GA. missed	1 Games	2 Games
13-16	no injury	rest of game.	rest of game.	1 Game
17-20	no injury	no injury	no injury	rest of game.

* All injuries for more than rest of game also include "rest of game."

2. Limit instructions to 1 page - back and front! To include 25 active roster AND all inactive players currently owned - carded or uncarded. OR

2a. The league uses a mandatory instruction format. Example everyone would use a format like the Emergency Instructions.

2b. Use a standard RI format. This way all managers when receiving RI will know exactly where to look for the appropriate situation on this standard sheet instead of spending time hunting through complicated styles of RI. Once standard is drafted all managers would just have to fill in the appropriate "blanks" left for various situations like lineups, stealing, when to send runners ect.

3. Eliminate wins and losses to determine standings and go to the following point system: 2 pts for a road win and 1 pt for a home win.

4. Make it mandatory to include Home/Away record in the standings,

5. Do not use pitcher's holding rating when deciding a steal. The FBN would only use the catchers throwing rating when deciding a steal. Reason: the pitchers' holding ratings have been halter skalter. How can a pitcher be +4, in 1988 and be a -4, in 1989?

6. Make HBP an official statistic. Most people now keep it anyway.

7. Schedule changed to the 32 Series as recommend by Rob Bruno.

8. On a hit without an asterick: when throw is not cutoff trailing runner would only advance after a 20-sided die is rolled. If roll result falls within the trailing runners RUNNING RATING, he would move up a base. If it does not fall within his RUNNING RATING, he would not advance the extra base. NO OUT IS INVOLVED IN THIS CHANGE.

9. When a team becomes available in the FBN: It will be offered first to the present members. If a present member wants the team he must give up his team. If more than one present member wants the team a re-entry draft will be held including all the teams plus the backup manager who will be the newest member to the FBN.

10. When a team does become available to a backup manager; the -BP rating form the old team:

- | | |
|--|--------------------------|
| 1. remains intact. | PICK ONE |
| 2. is reduced by 50%. | <input type="checkbox"/> |
| 3. is removed completely. | <input type="checkbox"/> |
| 4. will be based on the new managers -BP rating. | <input type="checkbox"/> |
| a. If new manager has OBP.....: Old -BPs removed completely. | |
| b. " " " -1BP to -3BP: Old -BPs reduced by 75%. | |
| c. " " " -4BP to -7BP: Old -BPs reduced by 50%. | |
| d. " " " -7BP+.....: No reduction on old -BPs. | |

11. If a team or teams become available at the end of a season and a re-entry draft is planned a present manager will have the option to disband his team and be included in the re-entry draft.

12. Managers will be able to pick-up an undrafted player(s) going into last block of series. For each player picked-up one must be released.

13. Allow a starting pitcher who's pitched less than 3 innings in his previous start to come back one day earlier than currently permitted. An asterisked starter could start on 2 day's rest, a non-asterisked starter on 3 day's rest.