



15th YEAR
OF
THE



DATE: 7-19-89

ISSUE: 17-1989



Hawks

Asylum



EAST					WEST								
WON	LOST	Pct.	GB	L10 STR.	WON	LOST	Pct.	GB	L10 STR.				
US.Jarheads	64	40	.615	--	8-2	W1	Connecticut	62	42	.596	--	7-3	W3
Mystic	63	41	.606	1	3-7	L2	New England	55	49	.529	7	5-5	W1
Fawcatuck	59	45	.567	5	7-3	L1	Willimantic	54	50	.519	8	4-6	L2
Allyn Street	44	60	.423	20	5-5	L3	Windsor	48	56	.462	14	4-6	L2
Topeka	43	61	.413	21	7-3	W2	Asylum	45	59	.433	17	4-6	W1

NATIONAL LEAGUE STATS:

AVERAGE (MIN. 3.1 AB/G.)			RUNS BATTED IN			HOMERUNS		
1. Puckett (PP)	.357	1. Deer (NE)	88	1. Deer (NE)	35			
2. Boggs (PP)	.341	2. Bonds (NE)	80	2. McReynolds (WW)	26			
3. Bonds (NE)	.316	3. McReynolds (WW)	77	3. Davis (MH)	25			
4. Winfield (MH)	.308	4. Puckett (PP)	74	4. Gaetti (MH)	23			
5. Franco (WH)	.308	5. Winfield (MH)	72	5. Bonds (NE)	22			
6. Deer (NE)	.305	6. Greenwell (PP)	71	6. McGriff, F. (AS)	22			

RUNS			STOLEN BASES		
1. McReynolds (WW)	77	1. Coleman (WH)	78		
2. Sanberg (AH)	76	2. Young, G. (MH)	45		
3. Deer (NE)	74	3. Sandberg (AH)	40		
4. Greenwell (PP)	73	4. Butler (NE)	37		
5. Bonds (NE)	73	5. Sax (US)	36		
6. Bonilla (WW)	70	6. Guillen (AS)	32		

F. B. N.
N. L.
LEADERS


PITCHING RECORD			EARN RUN AVERAGE			STRIKE OUTS		
1. Jackson (US)	16-10	1. Hershiser (CT)	2.17	1. Clemens (MH)	199			
2. Cone (WW)	16-10	2. Clemens (MH)	2.23	2. Cone (WW)	169			
3. Smith (MH)	14-3	3. Perez, P. (PP)	2.73	3. Jackson (US)	144			
4. Hershiser (CT)	14-6	4. Ojeda (NE)	2.78	4. Scott (MH)	144			
5. Clemens (NH)	13-8	5. Bankhead (US)	2.81	5. Fernandez (US)	141			
6. Robinson (NE)	13-9	6. Cone (WW)	2.93	6. Viola (AH)	140			

FIREMAN AWARD						GAMES	
1. Eckersley (WH)	6	1	21	48	1. Ward (AS)	50	
2. Franco (TL)	5	4	14	25	2. Nelson (AS)	48	
3. Henneman (CT)	6	5	14	24	3. Farr (AS)	45	
4. Stanley (MH)	4	1	11	24	4. Pena (NE)	45	
5. Myers (PP)	3	5	15	23	5. Harris (TL)	44	
6. Montgomery (WW)	5	2	11	23	6. Horton (AS)	43	

2PT's SA. 1PT Pen. -2 Lost.



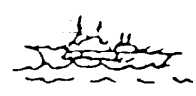

15th YEAR OF THE



FLY-BY-NIGHT

DATE: _____

ISSUE: _____



EAST	WON	LOST	Pct.	GB	L10	STR.	WEST	WON	LOST	Pct.	GB	L10	STR.
Salem	71	33	.683	--	5-5	W2	Galactic	80	24	.769	--	6-4	W1
TEEM	59	45	.567	12	2-8	L2	Lake Wobegon	48	56	.462	32	4-6	L1
Dragons	36	68	.346	35	2-8	W1	Florida	47	57	.452	33	5-5	W3
Baton Rouge	32	73	.308	39	3-7	L1	Yorktown	46	58	.442	34	5-5	W1
Twin-Town	16	43	.271		3-7	L2	Washington	42	62	.404	38	4-6	W1

AMERICAN LEAGUE STATS:

AVERAGE (Min. 3.1 AB/G)	RUNS BATTED IN	HOMERUNS
1. Canseco (FS) .343	1. Incaviglia (SP) 89	1. Canseco (FS) 36
2. Tartabull (LW) .343	2. Strawberry (TE) 86	2. Incaviglia (SP) 30
3. Perry (YA) .342	3. Tartabull (LW) 86	3. Strawberry (TE) 28
4. Trammell (SP) .337	4. Gibson (GG) 85	4. Clark, J. (WM) 28
5. Mattingly (TE) .327	5. Canseco (FS) 85	5. Brunansky (SP) 25
6. Gibson (GG) .320	6. Joyner (YA) 81	6. McGrife (LW) 25

RUNS	F. B. N.	STOLEN BASES
1. Henderson (GG) 99		1. Henderson, R. (GG) 118
2. Canseco (FS) 85		2. Smith, D. (GG) 55
3. Brunansky (SP) 83	A. L.	3. Perry (YA) 41
4. Strawberry (TE) 83		4. Molitor (TE) 41
5. Molitor (TE) 79	L E A D E R S	5. Raines (GG) 41
6. Larkin (YA) 79		6. Strawberry (TE) 39

PITCHING RECORD	WON LOST	EARN RUN AVERAGE	STRIKE OUTS
1. Moore (GG) 21-4	1. Moore (GG) 2.14	1. Ryan (TE) 229	
2. Stieb (GG) 18-4	2. Stieb (GG) 2.28	2. DeLeon (BR) 164	
3. Higuera (SP) 17-2	3. Higuera (SP) 2.35	3. Higuera (SP) 161	
4. Gross (SP) 15-5	4. Martinez (FS) 3.13	4. Moore (GG) 147	
5. Reuschel (GG) 14-4	5. Downs (LW) 3.19	5. Swindell (TE) 142	
6. Ryan (TE) 14-5	6. LaPoint (LW) 3.27	6. Stieb (GG) 126	

FIREMAN AWARD	WON	LOST	SV.	POINTS	GAMES
1. Jones (YA) 4	4	23	42	1. Maddux (TE) 60	
2. Smith, D. (WM) 2	4	21	36	2. Moyer (LW) 51	
3. Plunk (TE) 4	4	19	34	3. Crim (YA) 50	
4. Worrell (LW) 4	6	18	28	4. Holton (SP) 48	
5. McMurtry (GG) 2	3	14	24	5. Crews (WM) 46	
6. Howell (DR) 2	1	11	22	6. Jones (YA) 45	

2PT'S SA. 1PT Won -2 Lost.

INSIDE THE F-B-NBA

N. L. League Devil Doodles The Blue Devils recently completed two 6 game face to face series vs. tough N.L. West opponets finishing 6-6 but doing it the hard way. The "red-hot" Wilimantic Warriors came into Blue Devil Stadium and promptly brought out the broom in a sweep winning a 2-1 pitcher's duel, 8-5 13 inning game and 11-5 bombing despite being outhit 9-8!! The Blue Devils managed to win the first game at "the Zoo" in Willimantic but then lost their bats getting shutout 2 straight games by Dave Stewart & Fred Toliver!! (Toliver - you've got to be kidding me - how?) Winning 5 of 6 the Warriors put heavy pressure on Connecticut who were coasting along in 1st place for awhile.

The Blue Devils responded to the pressure with their best series of the year totally dominating the Windsor Hawks winning 5 of 6!! The Hawks bats were silent - no - comatose!! Connecticut outscored Windsor 38-8!! in the 6 games and out hit them 67-28!! Gubicza & Kilgus tossed shutouts and Hershiser picked up 2 wins allowing 1 run in 16 innings!

The hated, but respected, rival Lime Sox are next up as the brutal N. L. West action continues.....
Dave Gineo

Eighty Niner pitcher Jim Deshaies has a small muscle tear in his right shoulder and will miss series 20,21 & 22.

Notes from New England Heading into our 2nd round of 6 against arch ruval Connecticut, our Lime Sox are in better position than ever to land a playoff berth, for the 1st time in the four year history of the New England Lime Sox. Sox management has taken a new attitude heading into the home stretch. We are not playing to make the playoffs, we are playing for the hotly contested Nat'l league West title.

New England has always played their best in face to face situations. This season however the Lime Sox are only 31-33 in face to face play, including a disappointing 10-14 in our own division. Otherwise it has been a balanced effect. The Lime Sox have a respectable overall road record of 27-26. Its been a season of bad breaks. We have lost no fewer than 7 games with a 3 or more run lead going into the 9th inning.

We trail CT by 5 games as of the 7/15/89 League Report. We can catch the high flying Blue Devils by taking 5 of 6 games in the coming series which begins with 3 games at home Monday July 10, '89. Lefty Juan Nieves gets a rare start in the opener. The series concludes with 3 games at CT Thursday July 13th. Nieves and John Candelaria will be the final two pitchers in the series as the Lime Sox hope to negate the left handed offense genorated by Blue Sevils Will Clark & Tony Gwynn.

This should be the most exciting race our division has seen in the past 4 years. Don't be surprised if Windsor and Asylum make a serious move into contention. Both teams have the talent to cause real problems in the N.L. West. Team for team, this has to be the most evenly balanced division in the FBN.

Bruce Fogg

The Willimantic Warriors have been enjoying some success in games played vs. NL West oppwnts, after suffering some abuse vs the NL East. The Warriors played the Blue Devils at the Zoo hoping to break a losing streak there against CT. The first game saw Bob Knepper playing like he is in this ML season; getting beat up & losing the game. It was looking bleak for the Warriors to break the jinx. But miracles never cease to exist as Dace Stewart & Fred Toliver pitched back to back shutouts to take the home stand. It marked the sifst shutout by a Warrior this season, plus Cory Snyder hit the first Warrior grandslam, so it was a jousous & festive occasion at the Zoo.
Bob Mendez

Hilltoppers have stolen 201 bases in 253 attempts. Seven players have more than 15 steals each.
Roland Klee

A. L. American League Admiral Notes: Alan Anderson's 7 game winning streak was broken in 5-2 home loss to Lake Wobegon. During that stretch, Anderson's ERA went from 4.14 to 3.41... Doug Jones continued his sterling work out of the bullpen (2-3, 20 saves, 1.45)... Sometimes the dice take strange bounces; after losing 3 of 5 at home to Twin-Town, the Admirals took 2 of 3 from Galactic. Lake Wobegon then came to town & won 2 of 3... Yorktown seems to have an abundance of starting pitchers for 1990, and offers for any pitcher will be considered for a leftfielder.

Dragonfire: Newsflash - Walt Terrell finally wins a game! In his 15th start, Terrell beat TEEM 4-3 for his first win this season. Never the less, management is tired of Walt's less than stellar performance and is officially putting him on the trading block. Clutch-hitter deluxe Tabler is also available. Both veterans can be had in exchange for draft picks or players.
Deb Cope

Twin-Town owner Dan Doucette decided that picking up Vermont in the middle of the season was a mistake. He was given Munson's on Monday morning after Bill was released. That same day, about an hour later, Will Walker called and had to resign. Since the next backup manager was from Connecticut I gave him Munson's (a NL team with all the other CT. managers) and called Dan & gave him Vermont (an AL team closer to Salem). The new owner Bud Drapeau has offered to pickup the team from series 20. (88 Farmstead Lane, Windsor, CT. 06096. 1-203-688-8791) Dan said he would mail his home results for series 10-19 out soon. If teams that are missing these results have not receive them by the time you're reading this newsletter, call me for lineups and starting pitchers.
The Commissioner

Psychics road record is better than their our home record. Willie McGee has the most Salem errors 11, out of 65 total. Rich Hamel

Silver Bullet Blanks - Baten Rouge finally got in the win column versus the NL. After loosing 11 straight to the NL at home, the Bullets beat Pawcatuck by squeezing out a 3-2 victory. BR's overall record vs the NL is now 2-20 with an away victory over Topeka in the 2nd series. Jay Buhner had a 5-5 day vs Salem - 35 strikeouts in 5 tries. Buhner has been the bright spot though for power with 15 HR's in 156 AB's. Palmeiro has again climbed over the .300 mark with a 12-26 stretch to raise his average to .307. He also has 39 doubles. Relief potching has been tough this year with all 5 relievers with less than a 3.00 ERA. However, lack of offense has lead to a 1-9 record in extra inning games,
Mike Holbrook

Farm team not paid, takes walk. Players for Vancouver the AAA farm team of Lake Wobegon, walked off the field Thursday night because they hadn't received their paychecks. Lake Wobegon owner Jim Ferguson said "their checks are in the mail."

Merklin to return: Yorktown manager Jeff Merklin said he is satisfied after airing his gripes to American League President Dr. Bruce Kutler about his problems with umpires. Merklin had threaten on Sunday to resign after his lastest run in with umpire Jim McKeans crew.

***** **TRANSACTIONS:** *****

(Eff. series #20) 1. New Monuments': The Washington Monuments said Wednesday they have signed Brady Anderson, L. Polonia, J. Ortiz, F. Williams, C. Ford, S. Peters, and Albert Hall after receiving these players in a trade with Florida.
1. Florida rec's Bo Jackson, N. Santovenia, F. Valenzuela, T. Crews and WH #4 DP.
2. Asylum rec's NE #4DP and New England rec's Donell Nixon.
(Eff. series #23) 1. Asylum rec's YA #4DP from Windsor & Hawks rec. D. Daulton

DRAFT PICKS THAT YOU TRADED AWAY!

1. Allyn Street traded #4 to Washington (It could become #3DP.)
2. Pawcatuck traded #2 DP to Washington & #3DP to Mystic.
3. New England traded #1DP to Florida & #3DP to Salem & #4DP to Aslyum.
4. Salem traded #1DP to Washington.
5. Willimantic traded #5DP to Allyn Street.
6. Yorktown traded #4 DP to Windsor
7. Galactic traded #3DP to Aslyum.
8. Salem traded NE's #3DP to Windsor.
9. Washington traded PP's # 2DP to Windsor.
10. USJarheads traded #4DP to Aslyum.
11. Windsor traded #5DP to Washington.
12. Windsor traded YA's #4DP to Aslyum.

**** IF YOU HAVE TRADED OR RECEIVED ANY DRAFT PICKS AND THEY ARE NOT LISTED
HERE PLEASE WRITE THEM DOWN AND MAIL THEM TO ME. *****

More voting items: (Keep the card and letters coming!!!)

1. Eliminate injuries - completely!
2. Limit instructions to 1 page - back and front! To include 25 active roster AND all inactive players currently owned - carded or uncarded. OR
- 2b. The league uses a mandatory instruction format. Example everyone would use a format like the Emergency Instructions.
3. Eliminate wins and losses to determine standings and go to the following point system: 2 pts for a road win and 1 pt for a home win.
4. Make it mandatory to include Home/Away record in the standings,
5. Do not use pitcher's holding rating when deciding a steal. The FBN would only use the catchers throwing rating when deciding a steal. Reason: the pitchers' holding ratings have been halter skalter. How can a pitcher be +4, in 1988 and be a -4, in 1989?
6. Make HBP an offical statistic. Most people now keep it anyway.
7. Schedule changed to the 32 Series as recommend by Rob Bruno.
8. On a hit without an asterick: when throw is not cutoff trailing runner would only advance after a 20-sided die is rolled. If roll result falls within the trailing runners RUNNING RATING, he would move up a base. If it does not fall within his RUNNING RATING, he would not advance the extra base. NO OUT IS INVOLVED IN THIS CHANGE.
9. When a team becomes available in the FBN: It will be offered first to the present members. If a present member wants the team he must give up his team. If more than one present member wants the team a re-entry draft will be held including all the teams plus the backup manager who will be the newest member to the FBN.
10. When a team does become available to a backup manager;
the -BP rating form the old team: PICK ONE
 1. remains intact.
 2. is reduced by 50%.
 3. is removed completly.
 4. will be based on the new managers -BP rating.
 - a. If new manager has OBP.....: Old -BPs removed completely.
 - b. " " " -1BP to -3BP: Old -BPs reduced by 25%.
 - c. " " " -4BP to -7BP: Old -BPs reduced by 50%.
 - d. " " " -7BP+.....: No reduction on old -BPs.
11. If a team or teams become available at the end of a season and a re-entry draft is planned a present manager will have the option to disband his team and be included in the re-entry draft.
12. Managers will be able to pick-up an undrafted player(s) going into last block of series. For each player picked-up one must be released.
13. Allow a starting pitcher who's pitched less than 3 innings in his previous start to come back one day earlier than currently permitted. An asterisked starter could start on 2 day's rest, a non-asterisked starter on 3 day's rest.

If you have sent me a voting item and you do not see it listed above please send it to me again. I'll continue to run the list monthly until we vote on it. Your comments are welcomed! Tell the league how you feel and I'll include these feelings in the newsletter.

COMMENTS:

We have a player usage limitation, so why use injuries?! It makes no sense - especially in FBM to use injuries AND limit player appearances. (Mack)

Use point system to determine standings. This gets managers "managing" by using players on the road currently used only at home. (Mack)

I'm for the new schedule change to 32 Series. I hate the 5, game home & away series vs. the teams in your league but in the other division. We only get to meet the one time in the season. If we change to a 3, game home & away series and a 2, game home & away series later in the year we can build rivalries. Now we play the one big series and then it's so-long until next year. Plus, I hate to do all the stats for a five game series. (Rob)

Change advancement of trailing runner(s) to roll of 20-sided die. SOM rule states trailing runner does not advance on the throw. The FBN went to the other extreme and they always advance on the throw. Well this change was recommend to me by a manager while we where playing face to face. It's so simple no wonder SOM & the FBN never thought of it before. I love the new idea! (Rob)

I don't like the the new schedule. It will make the season drag. (Bruce K.)

LEAGUE MESSAGE: *****

-BP for late Road Instructions and late results that managers charge to each other will be listed in the 122 game report. If you have any -BPs to charge a manager remember to list them on your 1989 Team Fact Sheet and give reason on the back of the 1989 TFS. (Yes, even if you have been sending me notes on these during the year please send them again because I have not kept them. The time to report these are at the 44, 122 and 162 game reports.

NEW 1990 SCHEDULE: I've been working on the new 1990, schedule. I've made improvements on it since I mailed it out to you. I'll include it in the next newsletter. 32, series breaking up the 50 block of games into a 30 & 20 block. That will add 6 days to the schedule not two weeks. Also, if we start play 3/21 rather than 3/27 in 1990 we will end on 9/15, the same day as in 1989. I feel cutting the games down from 5 home & 5 away to 3 home & 3 away and meeting again later in the season for a 2 home & 2 away series will build more league spirt and rivalries. That's my opinon. What's yours?

Three managers rewarded with contract extensions: Managers Steve Walters of the Galactic Gladiators, Ed "Hap Aazard" Graboski of Mystic Holsteins and Bill Nieman of US Jarheads were repaid for their clubs' first-half showings.

Pequots: Tom Browing (3.01 ERA) has allowed 27 HR's in 188 innings. Pawcatuck has 42 triples in 110 games but only 53 stolen bases. Jim

CT. Harold Reynolds - caught stealing 21 times!! Will clark - 106 strikeouts in 116 games. Dave

Poqunock Chiefs (Vermont/Twin-Town) new management has adnounced that Glen Wilson, Chuck Finley and many others are available for trade offers. Also, Everyone is invited to make one offer only in the Ken Griffey Jr. sweepstakes. Call Bud for details. Bud

Commissioners note: for the 122 report: Everyone MUST use the enclosed form. Thank You

Here we at the 2/3's mark of the season already. The Pequots have had a topsy-turvy year so far. After a great 20-10 start, the Pequots combined some untimely hitting and pitching over the next 49 games and fell to a season's low of 41-38.

Since then Pawcatuck has gone on a 24-7 streak, bringing its record up to 65-45 and is back in the race for a playoff spot in the N.L.East. Over those 31 games the team BA has gone up from .276 to .284 while the team ERA has dropped from 3.29 to 3.10 .

YTD, the Pequots have had 1654 baserunners (1097 hits, 557 walks) vs opponent's 1188 baserunners (908 hits, 280 walks), or 464 more baserunners than opponents. Pawcatuck's deficiency has been HR's, Pequots 93 HR's vs 110 HR's for opponents. Other team stats include 554 runs, 212 doubles, and 42 triples with only 53 stolen bases.

Individual leaders are:

Kirby Puckett .357 BA, 69 R, 74 RBI, 25 D, 5 T, 12 HR
Wade Boggs .341 BA, 65 R, 45 RBI, 31 D, 10 T, 87 BB, .456 OBA
Mike Greenwell .289 BA, 73 R, 71 RBI, 22 D, 3 T, 18 HR
Fred Lynn 47 RBI, 16 HR
Dwight Evans 48 RBI, 15 HR
Brian Downing 48 RBI, 13 HR, 11 HBP
Mike Krukow 10-5, 2.96 ERA
Tom Browning 12-7, 3.01 ERA
John Tudor 12-3, 3.33
Pascal Perez 8-3, 2.73
Randy Myers 3-5, 15 saves, 3.12 ERA

Season Highlights and Lowlights

- Dwight Evans goes 5 for 6 against Dragons in 9-0 Pequot win.
- Brian Downing goes 5 for 7 with 7 RBI and 2 HR's against Mystic in 22-8 Pequot win.
- Pequots set team record scoring 22 runs in 6 innings, all against Mystic's Brett Saberhagen. Final score 22-6. Pequots bang out 25 hits, 7 BB's, 3 D, 2 T, 5 HR's.
- Asylum's Darnel Coles goes 4 for 4 with 3 HR's against Pequot's Tom Browning, but Browning ends up winning 6-3 pitching a 5 hitter.
- Pawcatuck strings together 16 consecutive misses on ballpark HR rolls at home. Fred Lynn finally breaks the streak, bringing Pawcatuck's YTD home BPHR mark up to 9 in 35 tries vs opponents 13 BPHR's in 34 tries. In face to face road play Pequots have 13 BPHR's in 24 tries vs Opponents 8 BPHR's in 17 tries.
- Kirby Puckett leads the team with 8 BPHR misses (2 for 10).
- Mike Greenwell leads the team with 7 BPHR dingers (7 for 14).
- Pequots have been involved in five 1-0 shutouts, winning 2, losing 3.
- When winning after the 7th, Pequot record is 54-6
- When tied after the 7th, Pequot record is 6-5
- When losing after the 7th, Pequot record is 2-32
- When scoring games using a green pen, Pequot record is 17-4

Hmmmm, what does this all mean? Don't miss any BPHR's, make sure you're winning after the 7th inning, and score your games with a green pen - you will be sure to win 130 games a season! Good luck the rest of the season!

JARHEAD SCUTTLEBUTT

USJ moved to 25 games over .500 (65-40) after taking 5 of 6 from the 89ers in a home and away series. Harmon Ramirez knocked in the winning run in a 3 run ninth inning that gave USJ a 5-4 series opening win. The 9th inn rally lit a fire that carried into the next 2 games and USJ scored 15 runs on 18 hits to complete the sweep 7-4 and 8-2.

DeSheas gave the 89ers their only win when he stopped USJ on 6 hits for a 6-4 win. Scott Bankhead snuffed any 89ers thoughts of a return sweep by hurling his 3rd shoutout of the year allowing only 5 hits as the Jarheads won the second game 8-0. The "rubber" game was settled early as the first 6 Jarheads had hits and scored off Rick Mahler. Among the 6 hits, Sax tripled, Lansford, Guerrero and Henderson singled, Pete OBrien homered and Hubie Brooks doubled to give the Jarheads the "cycle" in the top of the first inning. USJ pounded out 19 hits off a parade of 89er relievers and coasted to an 11-6 win.

Dave Henderson earned Jarhead of the week honors for this series. "Hendu" hit .476 (10 for 21) with 2D, 4HR and 8RBI.

David Palmer returned to Parris Island after a very successful 2 months with the Jarheads. On the mound Palmer was 4-3 in 10 starts with a 3.68 ERA, including a 13 inning shut out of Willimantic.

Even more impressive was his hitting performance:

G	AB	R	H	D	T	HR	RBI	BB	SO	AVG
14	32	8	14	2	0	1	13	2	2	.438

With 76 innings and 11 AB still available, Palmer was assured that he would be recalled to USJ at the next roster change. If Palmer goes hitless in his final 11 AB he would still end up hitting .326.

Jarhead pennant fever was cooled off during a 12 game stretch with the first and third place teams in the NL East. The Jarheads had shutouts in their first 2 wins against Pawcatuck then proceeded to lose 4 straight. They followed that up with a 1-5 record vs first place Mystic. Hopefully, this slump is temporary.... because all aspects of the game are hurting. Poor defense, no hitting and a pyrotechnic bullpen all have contributed to the slide. Management is eargerly looking for good news from the mailman.

Luis Medina had an eventful debut in the FBN! In his first AB he hit a tremendous homerun in the upper deck at Kate Elizabeth Park to account for the only run in a 1-0 shutout of Pawcatuck. He also struck out, hit into a double play, and made an error at first base in his major league debut.

Here we at the 2/3's mark of the season already. The Pequots have had a topsy-turvy year so far. After a great 20-10 start, the Pequots combined some untimely hitting and pitching over the next 49 games and fell to a season's low of 41-38.

Since then Pawcatuck has gone on a 24-7 streak, bringing its record up to 65-45 and is back in the race for a playoff spot in the N.L.East. Over those 31 games the team BA has gone up from .276 to .284 while the team ERA has dropped from 3.29 to 3.10 .

YTD, the Pequots have had 1654 baserunners (1097 hits, 557 walks) vs opponent's 1188 baserunners (908 hits, 280 walks), or 464 more baserunners than opponents. Pawcatuck's deficiency has been HR's, Pequots 93 HR's vs 110 HR's for opponents. Other team stats include 554 runs, 212 doubles, and 42 triples with only 53 stolen bases.

Individual leaders are:

Kirby Puckett .357 BA, 69 R, 74 RBI, 25 D, 5 T, 12 HR
Wade Boggs .341 BA, 65 R, 45 RBI, 31 D, 10 T, 87 BB, .456 OBA
Mike Greenwell .289 BA, 73 R, 71 RBI, 22 D, 3 T, 18 HR
Fred Lynn 47 RBI, 16 HR
Dwight Evans 48 RBI, 15 HR
Brian Downing 48 RBI, 13 HR, 11 HBP
Mike Krukow 10-5, 2.96 ERA
Tom Browning 12-7, 3.01 ERA
John Tudor 12-3, 3.33
Pascal Perez 8-3, 2.73
Randy Myers 3-5, 15 saves, 3.12 ERA

Season Highlights and Lowlights

- Dwight Evans goes 5 for 6 against Dragons in 9-0 Pequot win.
- Brian Downing goes 5 for 7 with 7 RBI and 2 HR's against Mystic in 22-8 Pequot win.
- Pequots set team record scoring 22 runs in 6 innings, all against Mystic's Brett Saberhagen. Final score 22-6. Pequots bang out 25 hits, 7 BB's, 3 D, 2 T, 5 HR's.
- Asylum's Darnel Coles goes 4 for 4 with 3 HR's against Pequot's Tom Browning, but Browning ends up winning 6-3 pitching a 5 hitter.
- Pawcatuck strings together 16 consecutive misses on ballpark HR rolls at home. Fred Lynn finally breaks the streak, bringing Pawcatuck's YTD home BPHR mark up to 9 in 35 tries vs opponents 13 BPHR's in 34 tries. In face to face road play Pequots have 13 BPHR's in 24 tries vs Opponents 8 BPHR's in 17 tries.
- Kirby Puckett leads the team with 8 BPHR misses (2 for 10).
- Mike Greenwell leads the team with 7 BPHR dingers (7 for 14).
- Pequots have been involved in five 1-0 shutouts, winning 2, losing 3.
- When winning after the 7th, Pequot record is 54-6
- When tied after the 7th, Pequot record is 6-5
- When losing after the 7th, Pequot record is 2-32
- When scoring games using a green pen, Pequot record is 17-4

Hmmm, what does this all mean? Don't miss any BPHR's, make sure you're winning after the 7th inning, and score your games with a green pen - you will be sure to win 130 games a season! Good luck the rest of the season!

July 11, 1989

Notes from the Florida File

True to our word, we made some more changes for the stretch run. With a possibility of a playoff spot, and an outside chance for the .500 season we felt that this trade would help us for this year and next.

Florida made its second trade of the year, with possibly the biggest and most important to the franchise. In a whopping 11-player deal with Washington, the Sun received: Bo Jackson, Fernando V., Crews, and Santovenia.

Given up in the deal were two of Florida's young building blocks, Polonia, and Brady Anderson. Also included were Frank Williams, Hall, Ortiz, Ford, and Peters.

Owner Mike Gerack was amazed at the transaction stating, "I personally drafted Anderson and felt he could be an impact player. I even considered trading Burks and keeping Anderson. But overall Anderson and Polonia did not perform to our expectations and were not exactly what we wanted. Jackson will give us some power and a good glove in left. It could also give us the only two 40-40 men in baseball."

From the manager's corner:

Since we beat Washington 5 of 6 in series 15, I can't understand what they are doing tied with us in the division. I'm familiar with the area up there in Washington, and they are a rebuilding team. We seem to have no trouble playing them and we can't shake away from them in the standings.

Sincerely
Dick Williams

Cowchews: Mystic has stumbled of late after accumulalting a 30-20 record vs. NL west. The Holsteins have lost five to the Leggins and two to Allyn Street. In the midst of a pennant race Hap Azard is looking to deal B. Saberhagen for another quality starter. Anyone interested? Mystics running game has been twarted lately with all kind of runners being thrown out included 5 caught stealing in one game. One highlengt - since bringing up Lance Parrish he's hit 4 HR's in 25 AB's.
Ed

Hilltopper Highlights: While taking comfort in being the best last place team in the league, the front office has nevertheless turned their sights to next year. High on the shoppng list will be an everyday shortstop to take over from Spike Owen when he loses his everyday job in Montreal. An everyday outfielder to relieve the burden of juggling nine outfielders is also a top priority. Luckily most Hilltoppers are having good real-live seasons. Pitching isn't a priority as five Hilltoppers are good bets to pitch 200+ innings in real-life. The Triple A bullpen of Aguilera, Anderson and Alvarez should provide capable support.

Spike Owen Update: In an effort to stay on the Interstate, Owen collected 3 hits in 24 AB's lifting his average to .106 . He also drove in his 8th run of the season. Minor League hitting instructor Ray Oyler has been working extensively with Owen in an effort to solve his batting woes.

The Donell Nixon Sweepstakes found no takers until New England's Bruce Fogg offered a 4th round draft pick. With no inninent deals for a Willie Mays type player, the offer was readily accepted. Going into the draft, the Hilltoppers will have 7 picks in the first 4 rounds.

Is it too early to start thinking about the pssibility of a full season player's strike next year?

Roland

MINUS BONUS POINTS

-1BP for each day late (Max. -3BP).

-4BP For missing this report.
T-Town

Total Minus Bonus Points:

[1] T-Town -8	[4] Salem -4	[7] Willi. -3	[10] CT. -2	[13] Asylum -1
[2] TEEM -7	[5] N.Eng. -4	[8] Lake W. -3	[11] F.Sun -2	
[3] Mystic -4	[6] Wash. -4	[9] Galctic -3	[12] Dragons -1	

* -BP's have been updated and corrected.

Next due date 7/28. Don't wait for road results. Remember, its the post-mark not the arrival date that determines lateness.

PS For the 122 game report: Everyone must use ~~the~~ this form. Thank You.

RL

