



DATE: 4/25/89

1975 - 1989

ISSUE: 11-1989



15th YEAR OF THE



FLY-BY-NIGHT



Galactic



DRAGONS



Mystic



Lake Wobegon




TEEM



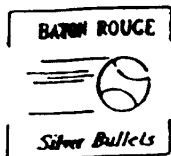


Jarheads



MUNSON'S
MARAOUCS



PEQUOTS



Silver Bullets

Allyn
Street
89'ers

Asylum



Washington



HEIFERS



LEGGINS
(Mack's Cat)



Willimantic

NATIONAL LEAGUE

<u>EAST</u>							<u>WEST</u>						
WON	LOST	Pct.	GB	L10	STR.		WON	LOST	Pct.	GB	L10	STR.	
Mystic	10	0	1.000	--	10-0	W10	Connecticut	8	2	.800	--	8-2	L1
U.S.J.	8	2	.800	2	8-2	W4	Munson's	3	1	.750	1	3-1	W1
Topeka	6	4	.600	4	6-4	L2	Willimantic	7	3	.700	1	7-3	W6
Fawcatuck	6	4	.600	4	6-4	W2	New England	6	4	.600	2	6-4	W6
Allyn St.	3	7	.300	7	3-7	W1	Asylum	5	5	.500	3	0-4	W3

THE STATS:

AVERAGE (MIN. 3.5 AB/G.)

RUNS BATTED IN

HOMERUNS

1. McReynolds (WW) .410	1. Deer (NE) 26	1. Deer (NE) 10
2. Marshall (MM) .400	2. Snyder (WW) 25	2. Davis,G. (MH) 7
3. Galarraga (TL) .382	3. Bell,G. (TL) 22	3. Gaetti (MH) 7
4. Barrett (NE) .364	4. Davis,G. (MH) 19	4. Steinbach (CT) 6
5. Puckett (PP) .360	5. Puckett (PP) 19	5. Bell,G. (TL) 6
6. Deer (NE) .356	6. Greenwell (PP) 19	6. McReynolds (WW) 5

RUNS

STOLEN BASES

1. McReynolds (WW) 24	N. L.	1. Young,G. (MH) 13
2. Bonilla (WW) 22		2. Guillen (AS) 11
3. Deer (NE) 20	F. B. N.	3. Butler (NE) 11
4. Galarraga (TL) 20		4. Puhl (AH) 11
5. Winfield (MH) 19	L E A D E R S	5. Martinez,D. (AH) 10
6. Puckett (PP) 18		6. Lansford (US) 8

PITCHING RECORD WON LOST

EARN RUN AVERAGE

STRIKE OUTS

1. Jackson (US) 6 0	1. Thigpen (WW) 0.38	1. Clemens (MH) 67
2. Clemens (NH) 6 1	2. Hershiser (CT) 1.77	2. Hershiser (CT) 50
3. Hershiser (CT) 5 1	3. Clemens (MH) 1.78	3. Cone (WW) 45
4. Browning (PP) 5 1	4. Tudor (PP) 1.94	4. Scott (MH) 41
5. Hough (TL) 4 0	5. Browning (PP) 2.09	5. Gubicza (CT) 35
6. Scott (MH) 4 1	6. Morris (PP) 2.17	6. Witt (CT) 34

FIREMAN AWARD

WON LOST SV. POINTS

GAMES

1. Robinson (NE) 3 1 9 19	1. Robinson (NE) 19
2. Stanley (MH) 0 1 7 12	2. Pena (NE) 14
3. Myers (PP) 0 0 5 10	3. Nelson (AS) 12
4. Franco (TL) 2 0 4 10	4. Shiraldi (MH) 12
5. Henneman (CT) 3 0 2 7	5. Stanley (MH) 12
6. Plesac (CT) 2 1 3 6	6. Alvarez (AH) 12

2PT's SA. 1PT Won -2 Lost.

N. L.

N. L.

<u>EAST</u>						<u>WEST</u>						
WON	LOST	PCT.	GB.	L10	STR.	WON	LOST	PCT.	GB.	L10	STR.	
Holsteins	15	5	.750	--	5-5	W3	Warriors	15	5	.750	8-2	L1
Pequots	15	5	.750	--	9-1	W3	Marauders	3	1	.750	1	3-1
Jarheads	13	7	.650	2	5-5	L2	Blue Devils	13	7	.650	2	5-5
Leggins	11	9	.550	4	5-5	W1	Lime Sox	9	5	.643	6	9-1
89ers	9	11	.409	6	6-4	W2	Hilltoppers	7	13	.350	8	2-8

AMERICAN LEAGUE

EAST	WON	LOST	Pct.	GB	L10	STR.	WEST	WON	LOST	Pct.	GB	L10	STR.
Salem	7	3	.700	--	7-3	L2	Galactic	8	2	.800	--	8-2	W1
TEEM	4	2	.667	1/2	4-2		Washington	7	3	.700	1	7-3	W1
Dragons	4	6	.400	3	4-6	L1	Yorktown	4	6	.400	4	4-6	L1
Vermont	1	9	.100	6	1-9	L6	Lake Wobegon	3	7	.300	5	3-7	W2
Baton Rouge	0	10	.000	7	0-10	L10	Florida	2	8	.200	6	2-8	L1

THE STATS:

AVERAGE			RUNS BATTED IN			HOMERUNS		
1. Magadan	(FS)	.450	1. Clark	(WM)	25	1. Clark<J.	(WM)	13
2. Dawson	(GG)	.448	2. Incaviga	(SP)	23	2. Incaviglia	(SP)	10
3. Wilson, M.	(FS)	.436	3. Fisk	(GG)	22	3. Fisk	(GG)	10
4. Polonia	(FS)	.421	4. Gruber	(SP)	20	4. VanSlyke	(LW)	8
5. Wilson, G.	(VH)	.397	5. McGwire	(LW)	18	5. Jackson, B.	(WM)	7
6. Larkin	(YA)	.361	6. Dawson	(GG)	18	6. Brunansky	(SP)	6

RUNS			A. L.			STOLEN BASES		
1. Henderson, R.	(GG)	29	F. B. N.			1. Henderson, R.	(GG)	22
2. Larkin	(YA)	22	L E A D E R S			2. Moseby	(SP)	9
3. Davis, A.	(SP)	21				3. McGee	(SP)	8
4. Dawson	(GG)	20				4. Moses	(SP)	7
5. Gibson	(GG)	17				5. Smith, O.	(GG)	7
6. Gruber	(SP)	17				6. Raines	(TE)	7

PITCHING RECORD			WON LOST			EARN RUN AVERAGE			STRIKE OUTS		
1. Guante	(SP)	5	0	1. Morre	(GG)	1.35	1. Langston	(WM)	35		
2. Gross	(SP)	5	1	2. Glavine	(FS)	1.35	2. Higuera	(SP)	28		
3. Reuschel	(GG)	4	0	3. Higuera	(SP)	1.67	3. Perez	(YA)	27		
4. Moore	(GG)	4	1	4. LaPoint	(LW)	1.91	4. Moore	(GG)	26		
5. Rijo	(GG)	3	0	5. McWilliams	(DR)	2.01	5. Whitson	(SP)	26		
6. LaCoss	(GG)	3	0	6. Gross	(SP)	2.17	6. Reuschel	(GG)	25		

FIREMAN AWARD		WON	LOST	SV.	POINTS	GAMES		
1. Smith, D.	(WM)	1	0	6	13	1. Moyer	(LW)	16
2. Jones	(YA)	0	0	5	10	2. Holton	(SP)	14
3. Howell	(DR)	0	0	5	10	3. Tekulve	(SP)	11
4. Guante	(SP)	5	0	2	9	4. Guante	(SP)	10
5. Caderet	(SP)	1	0	1	3	5. Crews	(WM)	10
6. many at		0	0	1	2	6. Allen	(VH)	9

2PT'S SA. 1PT Won -2 Lost.

A. L. EAST							A. L. WEST						
WON	LOST	PCT.	GB.	L10	STR.		WON	LOST	PCT.	GB.	L10	STR.	
Psychics	15	5	.750	--	8-2	L1	Gladiators	16	4	.800	--	8-2	W1
TEEM	4	2	.667	1	4-2		Monuments	10	10	.500	6	3-7	L2
Dragons	6	14	.300	9	2-8	L3	Admirals	8	12	.400	8	4-6	W1
Heifers	5	15	.250	10	4-6	W3	Whippets	6	14	.300	10	3-7	L3
S. Bullets	0	6	.000	12	0-6		Suns	3	9	.250	11	3-7	W1

INSIDE THE F-B-NBA

A. L. Notes from the Florida File: Florida has started the year in a terrible slump. The home record has been 1-7, with six losses in a row. League It seems that every game is close, with the opponent coming out on top. The team has been winning on the road and has posted a 10-5 (that's right Mike, you just took two from the 89er's) record on the road. Perhaps I should use my own road instructions.

We realize it will take some time for the new players to jell, but enough is enough. The team batting average is close to .300, (you just hit .333 vs the 89er's) but not enough of the hits are at the right time. (They were vs me.) There is going to be a shakeup at mid-season and we will have some new faces in the lineup at that time. Sincerely

Dick Williams

Catch the excitement! Watch the FBN Baseball ON THE SCHEDULE!

Series #6	Series #6	Series #7	Series #7	Series #8	Series #8
AS vs TL	WW vs AH	AS vs MH	DR vs BR	AS vs FS	WW vs NE
CT vs NE	SP vs DR	CT vs SP	LW vs WM	CT vs MM	SP vs TE
US vs LW	WM vs FS	US vs TL	NE vs AH	US vs PP	AH vs BR
MM vs TE	VH vs BR	MM vs WW	VH vs TE	MH vs TL	GG vs WM
PP vs MH	GG vs YA	PP vs YA	GG vs FS	DR vs VH	YA vs LW

Roster changes DONOT have to be mailed to Commissioner. If you want your minor league players to participate in Larry Hill's Minor League you should mail all roster changes to Larry on each update. Remember, this is not a requirement.

MINOR LEAGUE BASEBALL: Larry Hill has just started playing some minor league games. He will be send in the stats soon. Watch for your FUTURE STAR.

N. L. Devil Doodles Connecticut has gotten off to a successful start in National 1989 with an 18-10 record (last year 14-14 start) going 9-5 both at home and on the road. Strong pitching and timely hitting has been League the story so far as the Blue Devils are 7-2 in one run games!! As expected, Orel Hershiser is leading the pitching staff. He pitched 2 shutouts in a recent series with the Lime Sox bringing his record to 5-1 with a 1.77 ERA!! Youngster Bobby Witt is doing well with a 3-1 record in 5 starts! The offense has surprisingly been led by the platoon combo in leftfield of Mel Hall and RJ Reynolds. Both are newcomers in trades and have combined for a .363 average 22 RBI 13 runs!! 2nd year catcher Terry Steinbach has been the surprising power sarge belting 6 homeruns and getting 16 RBI on 24 hits. The Blue Devils are gearing up for a big face to face series vs 1st place Willimantic Warriors!

STADIUM VENDER STRIKE AVERTED IN CONNECTICUT. A tentative contract has been reached with the union representing vendors at Blue Devils Coliseum.

FOGG TAKES SUSPECTED SCUFFBALLS FROM HERSHISER. New England saved five baseballs from Tuesdays loss to Connecticut and they were sent off to the Commissioners office.

NOT AS EXCITING AS IT SOUNDS. Wade Boggs was upset that Orel Hershiser would write a book along with Jerry B. Jenkins. Jenkins credits include the prize-winning series The Margo Mysteries. GM Jim Jalukiewicz had to assure Boggs that the prize-winning series The Margo Mysteries was not about Margo Adams.

After 35, games Ricky Jordan of the 89ers has a .688 slugging percentage! Chris James leads the team with 6 HR's 26 RBI 19 RUNS!. Jim Deshaies leads the pitchers at 6-2, Floyd Youmans is 3-0 with a 1.90 ERA. Rick Mahler before he was traded to the 89ers was 2-0, 16 K's 3.96 ERA in three starts with Willimantic.

In four starts with Allyn Street he is 1-3, 9 K's 5.64 ERA. When asked what's the difference with your pitching now with the 89ers, Mahler said "its the Zoo. If you didn't pitch well in the Zoo the fans would follow you home and kidnap your pets. With the 89ers I don't have that incentive!" Rick Dempsey has 14 RUNS 15 RBI 12 WALKS and 4 HR's (second on the team in HR's) and was just sent to AAA. Dempsey was told he needed a rest.

COMMISSIONERS NOTE: I've been told that some managers when they send stats to the away manager they have not included the home team totals, or no totals for both away or home teams, or wrong totals. The away manager who has reported this has asked me to remind everyone of our rules. Please check this out in the Constitution. It could cost you -BP's.

First **No-Hitter** of 1989 was pitched by Bob Walk of Topeka vs Washington. Walk went the distance striking out 3 while walking 5. Topeka scored all the runs it would need in the first inning. Paul O'Neill doubled in Mulliniks & Galarraga for the winning runs. Bill Swift went the distance for the Monuments striking out 2 and walking none.

MONUMENTS					LEGGINS					
	AB	R	H	RBI		AB	R	H	RBI	
B.Jackson	1f	4	0	0	0	D.James	1f	4	0	0
J.Ray	2b	4	0	0	0	R.Thompson	2b	4	0	0
C.Washington	cf	4	0	0	0	R.Mulliniks	3b	3	1	2
H.Johnson	3b	3	0	0	0	B.Jacoby	3b	0	0	0
J.Clark	dh	2	0	0	0	A.Galarraga	1b	3	1	1
M.Tettleton	c	4	0	0	0	P.O'Neill	cf	3	0	1
G.Walker	1b	2	0	0	0	L.Dykstra	cf	0	0	0
R.Quinones	ss	3	0	0	0	G.Bell	dh	3	0	0
P.Sheridan	rf	2	0	0	0	D.Murphy	rf	3	0	0
						G.Carter	c	3	0	1
						A.Allanson	c	0	0	0
						L.Rivera	ss	2	0	0
						A.Griffin	ss	0	0	0
TOTALS	28	0	0	0	0	28	2	5	2	2

Washington Monuments 000 000 000 - 0 0 0
 Topeka Leggins 200 000 00x - 2 5 2

Monuments IP H R ER BB SO HR
 B.Swift (L) 8 5 2 2 0 2 0

Leggins
 B.Walk (W) 9 0 0 0 5 3 0

MINUS BONUS POINTS

Lake Wobegon -4BP have been removed. His report was losted in the mail.

-1BP for each day late (Max. -3BP).

-4BP For missing this report.

1. Munson's 2. TEEM 3. Baton Rouge

Total Minus Bonus Points:

[1] Munson's -8 [4] Salem -4 [7] Florida -2 [10] Mystic -1
 [2] TEEM -6 [5] Vermont -3 [8] Asylum -1
 [3] Baton Rouge -4 [6] CT. -2 [9] Dragons -1

Next due date 5/5. Don't wait for road results.

RULE UPDATE: When the DH is up and a 6-12 is rolled it is the pitcher on the mound that is injured not the pitcher who is on the DH's team.

