


DATE: 04/14/89

1975 - 1989

ISSUE: 10 - 1989



15th YEAR OF THE



FLY-BY-NIGHT



Galactic



DRAGONS



Mystic





Lake Wobegon



TEEM

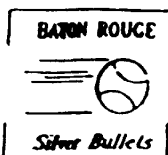


Jarheads



PAWCATUCK

PEQUOTS



Allyn
Street
89'ers

Asylum



Washington



Willimantic

NATIONAL LEAGUE

EAST	WON	LOST	Pct.	GB	L10	WEST	WON	LOST	Pct.	GB	L10
Mystic	4	0	1.000	--	4-0	Connecticut	3	1	.750	--	3-1
Fawcatuck	3	1	.750	1	3-1	Munson's	3	1	.750	--	3-1
Topeka	3	1	.750	1	3-1	Willimantic	2	2	.500	1	2-2
U.S.J.	3	1	.750	1	3-1	Asylum	0	4	.000	2	0-4
Allyn St.	0	4	.000	2	0-4	New England	0	4	.000	3	0-4

THE STATS:

AVERAGE (MIN. 3.5 AB/G.)

1. Puckett (PP) .455
2. Barrett (NE) .444
3. Marshall (MM) .400
4. Hernandez (MH) .384
5. Galarraga (TL) .382
6. McReynolds (WW) .382

RUNS BATTED IN

1. Guererro (US) 8
2. Marshall (MM) 7
3. Brooks (US) 7
4. Gwynn (CT) 7
5. Bell (TL) 7
6. Dykstra (TL) 7

HOMERUNS

1. Henderson (US) 5
2. Brooks (US) 4
3. Bush (US) 3
4. Murphy, Da. (TL) 3
5. three at 2
6.

RUNS

1. Henderson (US) 9
2. Sax (US) 8
3. Galaarraga (TL) 8
4. four tied at 6
5.
6.

STOLEN BASES

1. Lansford (US) 4
2. Thompson, M. (US) 3
3. Thompson, R. (TL) 3
4. Sax (US) 3
5. many tied at 2
6.

N. L.
F. B. N.
LEADERS

PITCHING RECORD WON LOST

1. Jackson (US) 2 0
2. Hough (TL) 2 0
3. Smith, P. (MH) 2 0
4. Morris (PP) 2 0
5. Terry (US) 2 0
6. Candiotti (MM) 2 0

EARN RUN AVERAGE

1. Saberhagen (MH) 0.00
2. Holman (PP) 0.00
3. Hough (TL) 0.52
4. Browning (PP) 0.56
5. Clemens (MH) 1.13
6. Morris (PP) 1.26

STRIKE OUTS

1. Hershiser (CT) 18
2. Cone (WW) 16
3. Mahler (WW) 13
4. Stewart (WW) 13
5. Hough (TL) 12
6. Morris (PP) 12

FIREMAN AWARD

WON LOST SV. POINTS

1. Plesac (CT) 1 0 3 7
2. Franco (TL) 1 0 2 5
3. Bedrosian (US) 0 1 3 4
4. Eckersly (MM) 0 0 2 4
5. Schiraldi (MH) 1 0 1 3
6. Holman (PP) 0 0 1 2

GAMES

1. Horton (AS) 4
2. Plesac (CT) 4
3. Henke (US) 4
4. Bedrosian (US) 4
5. Franco (TL) 4
6. many at 3

2PT's SA. 1PT Won -2 Lost.

N. L. EAST

WON LOST PCT. GB. L10

Holsteins 6 0 1.000 -- 6-0
Pequots 4 2 .667 2 4-2
Jarheads 4 2 .667 2 4-2
Leggins 4 2 .667 2 4-2
89ers 2 4 .333 4 2-4

N. L. WEST

WON LOST PCT. GB. L10

Blue Devils 5 1 .833 -- 5-1
Marauders 3 1 .750 1/2 3-1
Warriors 4 2 .667 1 4-2
Lime Sox 1 5 .167 4 1-5
Hilltoppers 0 6 .000 5 0-6

AMERICAN LEAGUE

EAST	WON	LOST	Pct.	GB	L10	WEST	WON	LOST	Pct.	GB	L10
Salem	4	0	1.000	--	4-0	Galactic	4	0	.580	--	4-0
TEEM	3	1	.750	--	3-1	Washington	3	1	.750	1	3-1
Dragons	2	2	.500	1	2-2	Lake Wobegon	0	0	.000	2	0-0
Vermont	1	3	.250	3	1-3	Yorktown	1	3	.250	3	1-3
Baton Rouge	0	4	.000	4	0-4	Florida	0	4	.000	4	0-4

THE STATS:

AVERAGE			RUNS BATTED IN			HOMERUNS		
1. Murray	(GG)	.625	1. Gruber	(SP)	10	1. Brunansky	(SP)	4
2. Gruber	(SP)	.593	2. Incaviga	(SP)	9	2. Clark, J.	(WM)	4
3. Fisk	(GG)	.571	3. Brunansky	(SP)	8	3. Jackson	(WM)	3
4. Wilson	(FS)	.467	4. Carter, J.	(DR)	8	4. Larkin	(YA)	3
5. Davis, A.	(SP)	.433	5. Clark, J.	(WM)	7	5. Carter, J.	(DR)	3
6. Trammell	(WM)	.413	6. Perry	(YA)	7	6. many at		2

RUNS			STOLEN BASES			A. L. F. B. N. LEADERS		
1. Gruber	(SP)	9	1. Henderson, R.	(GG)	8			
2. Davis, A.	(SP)	9	2. Moseby	(SP)	5			
3. Moseby	(SP)	8	3. Moses	(SP)	5			
4. Henderson, R.	(GG)	8	4. Davis, E.	(GG)	4			
5. Clark, J.	(WM)	7	5. Smith, O.	(GG)	4			
6. Larkin	(YA)	6	6. Raines	(TE)	4			

PITCHING RECORD			WON LOST			EARN RUN AVERAGE			STRIKE OUTS		
1. Stieb	(GG)	2	0	1. Perez	(WM)	1.00	1. Ryan	(TE)	17		
2. Gross	(SP)	2	0	2. Ryan	(TE)	1.17	2. Higuera	(SP)	14		
3. Guante	(SP)	2	0	3. Leary	(YA)	1.25	3. Langston	(WM)	14		
4. Alexander	(DR)	2	2	4. Steib	(GG)	1.26	4. Hurst	(DR)	13		
5. many at		1	0	5. Reed	(GG)	1.42	5. Alexander	(DR)	12		
6.				6. Gross	(SP)	1.84	6. Davis	(DR)	11		

FIREMAN AWARD			WON	LOST	SV.	POINTS	GAMES		
1. Howell	(DR)	0	0	3	6	1. Holton	(SP)	5	
2. Jones	(YA)	0	0	3	6	2. Reed	(GG)	3	
3. Smith	(WM)	1	0	2	5	3. McGaffigan	(TE)	3	
4. Guante	(SP)	2	0	1	4	4. Jones	(YA)	3	
5. many at		0	0	1	2	5. Smith	(WM)	3	
6.						6. Hesketh	(BR)	3	

2PT'S SA. 1PT Won -2 Lost.

A. L. EAST					N. L. WEST						
WON	LOST	PCT.	GB.	L10	WON	LOST	PCT.	GB.	L10		
Psychics	5	1	.833	--	5-1	Gladiators	6	0	1.000	--	6-0
TEEM	4	2	.667	1	4-2	Monuments	4	2	.667	2	4-2
Dragons	3	3	.500	2	3-3	Whippets	0	0	.000	2	0-0
Heifers	1	5	.167	4	1-5	Admirals	3	3	.500	3	3-3
SilverBullets	0	6	.000	5	0-6	Suns	0	4	.000	4	0-4

INSIDE THE F-B-NBA

TRADE RUMORS:

Allyn Street is looking to deal for a starting pitcher with 200 innings. Will deal draft picks and or prospects. **Florida:** We are still looking to trade and make some changes. With Pags on the bench we have a surplus in LH hitters. We have Mookie Wilson available and several relief pitchers who we would be willing to part with for the right player. **Dragons** are looking for a catcher who hits lefties and plays good defense. I need 200-300 AB. I can offer Brenly or Stanley to fill up your roster and other players would be available in a package deal for a 1st baseman or left fielder.

! TRANSACTIONS !

1. Washington rec's Shane Rawley & Pawcatuck's #2 DP.
2. Pawcatuck rec's Pascaul Perez from Washington.
3. Washington rec's R. Quinones and Salem's #1 DP.
4. Salem rec's A. Trammell from Washington.
5. Willimantic rec's P. Assenmacher from Allyn Street.
- ✓ 6. Allyn Street rec's R. Mahler and Willimantic's #5 DP.

A. L. Silver Bullets shooting blanks. The Baton Rouge Silver Bullets have American League started this season the way the Baltimore O's (that's pronounced zero's) started last season, with zero's in the win column. Their season started with Dan Gladden of the 89er's hitting the first pitch of the season over the left field fence for what used to be a game winning hit, The Bullets scored 5 runs in their first 4 games, the only bright spot being they weren't shutout. The 89er's Gooden did that in their park on a 3 hitter. The Bullets 0-8 start is by far the worst for their general manager who has promised some shakeups. However, three of the eight losses have been by 1 run, one in 14 innings. One game was lost to USJ on a Ramirez homerun (1 HR 2-19 OUT) for 1 run and a Stanicek error (his 5th of the season), a double and a sac fly for the winning run in a 2-1 Bullet loss. Management's hopes for a .500+ season are being dashed by a .181 team batting average. (I would have said bashed but this team doesn't bash anything.) The fans are already bringing bags to the games to cover their heads reviving on old NO Saints tradition. Who will be the first Bullets victim of the year??? (Baton Rouge is 0-10.)

DRAGONFIRE: The pitching staff looks like the best I've had in the last 4 years. At least I don't have to start Bruce Ruffin this year. The bullpen should be virtually untouchable in the late innings. Hopefully, the starters will be able to give the team 6 good innings. For once, though, the Dragons don't appear to have much of a hittion attack. In preseason exhibition games, the team has had a lot of trouble scoring runs. As expected, the trade of Brett Butler leaves a gaping hole in the leadoff slot, Doran's subpar year really hurts. Management will be watching several players carefully during the major league season: Doran, Martinez, Hamilton, & Ruffin, for example. For the record, I really liked the "buddy" system used in the draft this year. It heiled a great deal to only have to prepare 6 to 7 picks each round, instead of 20 or more, I hope that the league will continue to use the system. Good luck to everyone this season (except against the Dragons, of course!)

The Dragons are off to a slow start at 4-6. The team batting average is a lowly .206. Brenly is setting the pace at 0-17. At least Carter is hot, hitting .316, with 3 HR. On the pitching side, Bruce Hurst hasn't gotten a single break yet, and is only 1-3. Howell has 3 saves in 3 opportunities. Hopefully the hitters will heat up soon.

ON THE SCHEDULE:

Series #3	Series #3	Series #4	Series #4	* Series #5	* Series #5
AS vs TE	WW vs YA	AS vs DR	WW vs LW	AS vs PP	WW vs VT
CT vs GG	SP vs TL	CT vs WM	SP vs TL	CT vs AH	SP vs MH
USJ vs VT	AH vs LW	US vs BR	AH vs GG	US vs MH	AH vs CT
NE vs FS	MH vs BR	NE vs YA	MH vs SP	NE vs MM	MH vs US
PP vs DR	TL vs SP	PP vs VT	TL vs TE	PP vs AS	TL vs WM

* Roster updates are allowed for first game of Series #5 to last game of Series #8. Roster changes **DONOT** have to be mailed to Commissioner. (If you want your minor league players to participate in Larry Hill's Minor League you should mail all roster changes to Larry on each update. This is not a requirement.)

FBN Line Scores

@ Mystic 4	Dragons 3	@ USJ 4	Topeka 0	@ Paw. 10	Salem 2	Galactic 13	@ NE 8
@ Mystic 4	Dragons 2	Topeka 5	@ USJ 2	@ Paw. 4	Salem 2	Galactic 5	@ NE 0
Mystic 5	@ Dragons 0	@ USJ 6	Topeka 3	@ Salem 4	Paw. 3	Washington 13	@ NE 3
Mystic 6	@ Dragons 3	@ USJ 7	BatRge 4	Paw. 11	@Salem 9	Washington 4	@ NE 3
Yorktown 4	@ Conn. 2	Conn. 3	@Ytown 2	89ers 6	@BatRge 1	Willi 9	@ Wash. 7
@ Conn. 8	Ytown 6	Conn. 3	@Ytown 2	89ers 3	@BatRge 1	@ Wash. 9	Willi 8

N. L. US Jarhead Scuttlebutt. Dave Henderson tied a USJ homerun record National League that he already shared with 3 Jarhead team mates. In a recent face to face encounter with the 89ers Henderson blasted 3 HRs off Doc Gooden, driving in all 5 runs in a 5-4 win. Henderson also had a homerun "hat trick" vs Mystic in 1988. Other Jarheads with 3 HR in a game, Carney Lansford in '88, Raphael "Harmon" Ramirez vs Jack Morris (F to F) in '87 and Gary Matthews in '87 off AL Nipper. Another Jarhead homerun record was set in '89 when 4 homeruns were hit in one inning. Tracy Jones, Hubie Brooks, Randy Bush & Dave Henerson all homered in the 8th inning leading the way to a 9-3 win over TEEM. These 4 homers and Henderson's 3 in a game are hardly indicative of Jarhead power this year. In 22 other games USJ has only 11 HRs and have been out homered thus far 21 to 18. Sid Fernandez also turned in a Jarhead record performance by fanning 14 in a 2-1 win over Vermont.

MINUS BONUS POINTS

-1BP for each day late (Max. -3BP).

-4BP For missing this report.

Munson's -1 Florida -1
Salem -3 Vermont -3

Lake Wobegon -4

Total Minus Bonus Points:

[1] Munson's -4	[4] Vermont -3	[7] Florida -2	[10] Mystic -1
[2] Salem -4	[5] TEEM -2	[8] Asylum -1	
[3] L.Wobegon -4	[6] CT. -2	[9] Dragons -1	

Next due date 4/21. Don't wait for road results.

Next newsletter one week later.