




THE FLY-BY-NIGHT REPORT



TEAM



MUNSON'S
MARAUDERS



MUSTANGS



Galactic

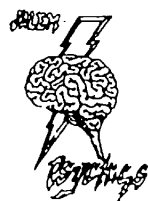
Cincinnati

Lake

Jupiter

California

Wobegon




RICHMOND

Wallingford

JULY 13, 1987

FLY-BY-NIGHT LEAGUE BATTING AVERAGES
NATIONAL LEAGUE

	AB	R	H	HR	RBI	AVE
East Meadow	1254	200	380	61	202	.303
BRUNO'S	1859	247	523	39	237	.281
TEEM	1879	274	524	57	272	.279
Dragons	1813	241	501	61	231	.276
J & B	1863	255	495	43	230	.266
Salem	1861	231	482	44	210	.259
Connecticut	1840	224	475	52	211	.258
Duke	1752	216	452	46	210	.258
New England	1740	235	418	47	221	.240
Lake Wobegon	1735	223	414	80	217	.239



FLY-BY-NIGHT LEAGUE TEAM PITCHING
NATIONAL LEAGUE

	ERA	H	ER	BB	SO	ShO	SV
East Meadow	3.25	339	129	118	201	3	10
Connecticut	3.38	412	178	193	348	1	14
J & B	3.63	428	192	428	312	1	11
Lake Wobegon	3.72	479	191	164	243	1	10
TEEM	4.09	453	216	194	311	0	16
Dragons	4.36	480	227	162	252	0	10
BRUNO'S	4.42	517	237	164	345	0	16
Salem	4.54	490	234	214	263	2	8
Duke	4.73	504	237	159	277	3	13
New England	4.73	531	239	141	316	1	13



FLY-BY-NIGHT LEAGUE BATTING AVERAGES
AMERICAN LEAGUE

	AB	R	H	HR	RBI	AVE
Galactic	1761	339	530	75	314	.301
Grand Fuzz	1773	245	494	59	248	.279
Yorktown	1618	199	432	54	191	.267
Munson's	1801	225	474	51	213	.263
Richmond	1728	185	436	51	170	.252
California	1773	198	428	61	188	.241



FLY-BY-NIGHT LEAGUE TEAM PITCHING
AMERICAN LEAGUE

	ERA	H	ER	BB	SO	ShO	SV
Munson's	3.58	438	185	128	380	3	2
Galactic	3.79	441	195	157	319	3	11
Grand Fuzz	3.94	383	177	160	286	1	7
California	4.83	518	251	171	299	1	5
Yorktown	5.54	527	254	149	241	2	4
Richmond	5.71	578	288	168	288	0	2

(ONLY TEAMS REPORTING)



CONNECTICUT
 << Blue Devils >>

PLAYER	G.	AB	H	D	T	HR	RBI	R	BB	SO	SB	CS	E	GWH	AVE.
GANTNER	38	123	47	7	0	1	12	18	6	16	3	2	1	1	0.382
WEBSTER	50	194	63	11	5	3	17	31	16	34	8	5	1	3	0.325
ASHBY	43	135	41	8	0	3	10	14	13	22	1	0	2	1	0.304
YNGBLOOD	23	47	13	6	0	1	2	8	8	12	0	0	1	1	0.277
RILES	26	75	20	5	1	5	13	13	4	15	2	1	2	1	0.267
SCHFIELD	42	132	35	7	1	5	16	18	4	13	10	1	5	3	0.265
ORSLAK	40	150	35	5	3	0	5	10	5	15	4	2	4	1	0.265
WALKER	41	129	33	5	2	6	24	14	9	24	0	0	0	2	0.256
BRNNISKY	50	206	51	10	0	7	31	21	12	31	1	1	4	5	0.248
SMALLEY	32	99	24	3	1	6	15	20	12	9	0	0	1	0	0.242
DAVIS	40	150	34	6	1	7	27	19	25	23	0	1	2	4	0.227
HILL	30	89	20	7	0	1	8	8	6	10	1	0	2	2	0.225
WILLIAMS	30	87	19	3	0	1	3	8	6	12	3	0	2	0	0.218
WALLACH	45	165	31	8	2	5	25	19	17	25	4	2	3	3	0.188
SHRDER	21	59	9	2	0	1	3	3	1	20	0	0	0	0	0.153
TOTALS	52	1840	475	93	16	52	211	224	144	281	37	15	30	27	0.258

PITCHER	G.	GS	CG	W	L	S	IP	H	BB	SO	R	ER	HR	SHO	ERA
SMITH	11	0	0	2	0	4	13.3	6	5	11	2	2	1	0	1.35
HARRIS	24	0	0	2	3	4	39.3	29	10	35	12	7	1	0	1.60
FERNNDEZ	11	11	2	7	3	0	80.6	58	48	92	25	22	7	0	2.45
PLESAC	16	0	0	1	1	6	22.6	17	11	24	8	7	2	0	2.78
YOUNG	13	0	0	1	1	0	27.6	22	12	25	14	10	2	0	3.25
HERSHSER	10	10	2	5	1	0	74.3	64	24	37	29	28	3	0	3.39
GBICZA	6	6	0	3	1	0	45	37	16	33	19	17	1	0	3.40
RHOEN	11	11	7	4	6	0	85.6	77	21	55	35	33	9	1	3.47
COX	10	10	0	2	5	0	63.6	71	25	25	40	36	6	0	5.09
GROSS	4	4	0	1	3	0	22	31	21	11	21	16	3	0	6.55
TOTALS		52	11	28	24	14	474.	412	193	348	205	178	35	1	3.38

B RED SKINS TEAM LEADERS

* * * Bruno's Red Skins * * * * * * * * * * * * *

PLAYER	G.	AB	H	D	T	HR	RBI	R	BB	SO	SB	CS	E	GWH	AVE.
BACKMAN	42	122	45	11	0	0	13	17	3	12	14	6	4	3	0.369
KNIGHT	51	178	62	9	1	5	25	26	7	24	0	0	7	0	0.348
BUCKNER	52	188	59	16	0	3	29	22	9	11	0	0	4	3	0.314
GLADDEN	52	144	44	2	0	5	17	25	15	21	23	3	0	2	0.306
MADLOCK	42	127	38	9	0	4	22	18	7	15	0	0	0	3	0.299
LAW, R.	39	97	29	11	2	0	13	15	9	5	9	1	0	2	0.299
GRIFFEY	38	119	35	8	2	5	17	23	6	16	6	4	1	3	0.294
KEARNEY	49	121	35	8	1	6	20	13	6	16	0	0	5	3	0.289
SULLIVAN	34	22	6	2	0	0	2	2	0	4	0	1	0	0	0.273
LAW, V.	45	115	31	6	0	6	18	13	16	27	0	0	3	2	0.270
OGLIVIE	44	131	33	8	1	1	19	7	11	22	0	1	0	3	0.252
HEEP	39	110	26	4	1	2	17	13	8	20	1	2	0	0	0.236
GUILLEN	48	153	34	3	0	1	10	17	6	10	8	5	9	1	0.222
TOLLESON	39	86	19	2	1	0	8	14	5	18	9	2	1	0	0.221
BUTERA	29	38	8	2	0	0	2	3	5	2	0	0	2	0	0.211
LOPES	45	108	19	4	1	1	5	19	25	13	11	3	0	1	0.176
PITCHERS	0	0	0												
TOTAL	G.	AB	H	D	T	HR	RBI	R	BB	SO	SB	CS	E	GWH	AVE.
	52	1859	523	105	10	39	237	247	138	236	81	28	43	26	0.281

PITCHER	G.	GS	CG	W	L	S	IP	H	BB	SO	R	ER	HR	SHO	ERA
ASSENMAC	19	---	---	0	0	2	19	18	6	15	6	5	2	0	2.37
FARR	26	---	---	5	5	11	47.3	36	17	36	20	14	3	0	2.66
NELSON	28	---	---	3	2	1	47.3	51	18	30	19	18	6	0	3.42
BOYD	13	13	1	6	2	---	83.3	70	24	54	37	34	13	0	3.67
DESHAIES	9	9	0	3	1	---	50.6	57	29	52	27	24	9	0	4.26
GOODEN	13	13	1	3	4	---	85	77	30	63	47	41	11	0	4.34
ROBINSON	25	---	---	4	2	2	52.6	64	23	49	29	29	6	0	4.96
TEWKSBUR	9	9	0	1	4	0	52.3	64	3	20	33	33	5	0	5.67
LYNCH	8	8	0	3	4	0	45	80	14	26	43	39	4	0	7.80
TOTALS		GS	CG	W	L	S	IP	H	BB	SO	R	ER	HR	SHO	ERA
	52	2	28	24	16	482.	517	164	345	261	237	59	0	4.42	



NEW ENGLAND
<> Lime Sox <>

PLAYER	G.	AB	H	D	T	HR	RBI	R	BB	SO	SB	CS	E	GWH	AVE.
BASS	52	201	69	13	2	5	27	27	14	23	11	5	1	2	0.343
CEY	33	86	29	5	1	4	23	13	11	25	0	0	2	4	0.337
DANIELS	41	114	38	12	2	2	19	21	17	19	2	0	0	1	0.333
KRKOVICE	24	41	12	5	0	3	8	7	7	15	0	0	0	0	0.293
BARRETT	52	203	59	18	1	1	12	29	11	24	1	5	6	1	0.291
FELDER	26	46	13	5	2	1	8	5	2	5	4	1	0	0	0.283
PARRISH	26	68	19	5	0	7	12	16	6	20	1	0	0	2	0.279
FLANNERY	41	143	37	4	1	0	6	18	13	24	0	0	3	0	0.259
McGEE	44	121	28	5	2	3	15	14	10	18	11	3	0	1	0.231
UPSHAW	43	129	29	5	0	3	16	16	17	23	4	0	1	1	0.225
KENNEDY	47	161	36	4	0	5	22	14	12	28	0	0	0	3	0.224
FLETCHER	41	163	35	6	3	0	13	19	15	29	4	1	4	1	0.215
BAYLOR	46	167	34	4	0	10	27	24	13	32	0	1	1	2	0.204
JONES, R.	40	70	12	3	0	2	11	9	14	20	3	1	1	2	0.171
DWYER	22	27	4	2	0	1	2	3	3	8	0	0	1	0	0.148
PITCHERS													1		0.000
TOTALS		1740	418	97	22	47	221	235	165	313	41	17	21	20	0.240

PITCHER	G.	GS	CG	W	L	S	IP	H	BB	SO	R	ER	HR	SHO	ERA
SCHLDI	17	0	0	1	1	6	13	8	8	12	1	1	0	0	0.69
RUSSELL	28	0	0	1	1	1	50	52	16	30	17	17	5	0	3.06
THURMOND	22	0	0	3	0	2	27	23	8	6	13	11	3	0	3.67
RBINSN, D	26	0	0	2	0	2	45.3	47	18	31	19	19	9	0	3.77
HURST	11	11	1	8	2	0	69.3	84	18	61	33	30	6	1	3.89
SWINDELL	10	10	0	2	5	0	46.6	53	10	40	29	24	8	0	4.63
WEGMAN	13	10	1	6	5	0	70.6	80	11	32	42	37	9	0	4.71
GUZMAN	10	10	0	4	4	0	55.6	78	16	29	34	31	10	0	5.01
DiPINO	22	0	0	0	0	2	43	48	11	45	25	24	7	0	5.02
COWLEY	11	11	0	0	7	0	33.6	58	25	30	47	45	5	0	12.03
TOTALS		52	2	27	25	13	454.	531	141	316	260	239	62	1	4.73



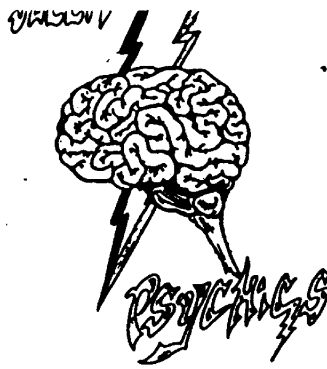
J & B
 < Indians >

PLAYER	G.	AB	H	D	T	HR	RBI	R	BB	SO	SB	CS	E	GWH	AVE.
BOGGS	49	206	76	13	1	2	23	33	26	32	0	0	7	4	0.369
LOWRY	26	71	21	2	0	3	7	14	10	5	0	0	1	0	0.296
DOWNING	51	203	60	12	5	5	32	25	27	37	2	2	0	1	0.296
PUCKETT	52	219	61	17	3	6	28	28	16	39	5	4	7	1	0.279
BUSH	37	105	30	9	3	2	16	15	14	15	0	0	2	3	0.286
MOTLEY	25	33	9	3	0	3	7	5	2	2	0	0	0	0	0.273
BRDLY, S.	34	92	25	1	1	2	14	10	10	4	0	0	1	1	0.272
WHITAKER	52	207	54	12	0	2	21	30	22	21	9	6	4	5	0.261
ROCHTE	46	127	31	2	2	1	10	22	27	21	0	0	3	2	0.244
DIAZ, M.	29	85	20	0	0	5	14	14	10	15	0	0	1	2	0.235
LAUDNER	28	47	11	4	0	1	4	5	7	11	0	0	2	1	0.234
SALAZAR	22	40	9	3	0	0	3	1	0	11	0	1	1	0	0.225
LYNN	52	205	45	5	0	11	35	27	30	31	1	0	0	4	0.220
URIBE	51	154	31	4	0	0	9	17	8	22	9	3	2	0	0.201
RNICKE, G	41	69	12	4	0	0	7	9	17	23	0	0	0	0	0.174
PITCHERS													3		ERR

TOTALS	1863	495	91	15	43	230	255	226	289	26	16	34	24	0.266
--------	------	-----	----	----	----	-----	-----	-----	-----	----	----	----	----	-------

PITCHER	G.	GS	CG	W	L	S	IP	H	BB	SO	R	ER	HR	SHO	ERA
DRAVECKY	9	9	2	4	3	0	70.6	54	32	41	27	20	8	0	2.55
REARDON	11	0	0	0	2	1	10.3	9	3	5	3	3	2	0	2.61
MORRIS	13	13	6	7	4	0	106.	84	35	90	38	33	13	1	2.78
OSNBERY	20	0	0	0	3	5	22	19	3	11	9	7	0	0	2.86
OLWINE	17	0	0	2	3	4	25	20	4	17	9	8	2	0	2.88
DIXON	10	10	2	4	3	0	76.3	71	29	66	34	28	6	0	3.30
TUDOR	9	9	1	2	3	0	62.6	59	14	21	40	34	8	0	4.88
BROWNING	10	10	4	5	4	0	74	74	21	41	41	41	16	0	4.99
RAWLEY	1	1	0	0	0	0	8	12	2	4	11	5	4	0	5.63
LFFERTS	11	0	0	1	2	1	20.6	26	10	16	16	13	3	0	5.66

TOTALS	52	15	25	27	11	476.	428	153	312	228	192	62	1	3.63
--------	----	----	----	----	----	------	-----	-----	-----	-----	-----	----	---	------



<<< <<<< SALEM Psychics >>>> >>>

PLAYER	G.	AB	H	D	T	HR	RBI	R	BB	SO	SB	CS	E	GWH	AVE.
HUBBARD	26	51	17	4	0	3	8	10	7	9	0	0	0	2	0.333
DAYETT	29	25	8	1	1	2	8	6	9	5	0	0	0	0	0.320
BELL	52	195	62	12	1	7	30	34	27	25	1	0	3	4	0.318
GEDMAN	43	153	46	12	1	3	25	19	9	22	0	0	6	2	0.301
BROCK	41	153	45	9	1	6	28	22	8	24	0	0	0	2	0.294
TREVINO	45	82	24	7	1	1	11	3	11	13	0	0	2	1	0.293
SMITH	52	218	58	9	4	3	21	33	9	46	13	1	0	2	0.266
INCUGLIA	51	188	48	4	0	11	31	24	16	58	3	0	4	2	0.255
DERNIER	36	83	21	5	0	1	8	11	7	8	6	0	2	3	0.253
BUCHELE	34	108	27	6	0	2	11	16	13	23	1	1	0	1	0.250
THOMAS	30	87	19	4	1	2	4	10	3	8	0	1	12	0	0.218
HATCHER	52	171	37	13	3	1	6	14	12	29	14	1	3	1	0.216
CABELL	24	62	13	1	1	1	2	3	0	8	1	0	2	0	0.210
LNDREAU	31	97	20	3	0	1	5	8	11	23	3	2	2	0	0.206
REYNOLDS	30	99	20	5	2	0	7	13	8	8	8	2	1	0	0.202
JELTZ	43	89	17	1	1	0	5	5	15	20	2	0	7	0	0.191
PITCHERS													6		ERR
TOTALS		1861	482	96	17	44	210	231	165	329	52	8	50	20	0.259

PITCHER	G.	GS	CG	W	L	S	IP	H	BB	SO	R	ER	HR	SHO	ERA
WALK	19	0	0	2	0	0	50	54	20	21	20	16	8	0	2.88
ASSE	24	0	0	1	2	4	36.6	36	10	36	16	14	1	0	3.44
ANDUJAR	11	10	3	7	3	0	67.3	56	34	30	32	26	8	1	3.47
GUANTE	24	0	0	3	2	4	37.6	25	7	20	17	16	9	0	3.82
STCLIFFE	8	8	3	0	5	0	56	75	24	31	37	29	5	0	4.66
CNDIOTTJ	13	13	4	2	9	0	92.6	104	44	60	65	51	10	1	4.95
HASS	3	3	1	2	1	0	21.3	26	7	7	13	13	2	0	5.49
NIEKRO,P	10	10	1	1	6	0	60	71	29	17	43	39	9	0	5.85
WITT	8	8	1	2	4	0	42.3	43	39	41	39	30	8	0	6.38
TOTALS		52	13	20	32	8	464	490	214	263	282	234	60	2	4.54

MUSTANGS

EAST MEADOW

))))))))))))))))))))

Mustang

PLAYER	G.	AB	H	D	T	HR	RBI	R	BB	SO	SB	CS	E	GWH	AVE.
MITCHELL	18	61	30	6	1	1	9	14	3	4	0	0	1	0	0.492
ALMON	20	28	11	3	2	4	7	8	4	6	0	0	0	0	0.393
SAMPLE	17	49	18	0	0	3	9	10	4	5	1	0	3	1	0.367
TRABER	14	26	9	1	0	5	6	8	6	5	0	0	1	0	0.346
HASSEY	25	62	21	8	0	1	5	9	7	5	0	0	0	0	0.339
BRETT	33	98	33	9	1	10	24	25	21	4	0	0	4	9	0.337
MORELAND	30	100	33	5	0	4	20	9	8	6	0	0	4	1	0.330
SHEETS	29	102	30	5	0	4	15	13	4	9	0	0	0	1	0.294
PARKER	40	160	46	8	1	16	42	31	3	33	0	0	1	10	0.288
DESTER	35	99	28	2	0	2	8	12	12	15	0	0	3	0	0.283
MURPHY	35	103	29	6	0	4	15	20	16	26	0	0	1	3	0.282
VIRGIL	25	59	16	2	0	0	5	6	13	7	0	0	0	0	0.271
OWEN	31	74	20	2	1	0	8	8	2	7	0	0	0	1	0.270
CASTILLO	16	41	11	0	0	1	9	4	4	9	0	0	0	0	0.268
SANTANA	23	27	7	1	0	0	1	1	2	1	0	0	0	0	0.259
REDUS	19	59	14	1	0	2	6	12	9	10	7	0	0	0	0.237
BRADLEY	34	106	24	3	1	4	13	18	16	23	5	4	0	1	0.226
TOTALS		1254	380	62	7	61	202	208	134	175	13	4	18	27	0.303

PITCHER	G.	GS	CG	W	L	S	IP	H	BB	SO	R	ER	HR	SHO	ERA
HONYCUTT	16	16	0	2	1	4	38	24	7	18	10	7	1	0	1.66
ROBINSON	14	0	0	1	1	6	19	12	3	16	5	5	1	0	2.37
VIOLA	10	10	3	9	0	0	75	80	22	52	23	22	6	1	2.64
KNEPPER	10	10	6	5	4	0	77	60	29	32	28	27	5	2	3.16
SANDRSON	4	4	0	2	2	0	28	25	6	18	11	10	5	0	3.21
ANDRSEN	7	0	0	1	0	0	13	17	2	8	5	5	1	0	3.46
SHOW	6	6	0	3	1	0	34	36	21	14	20	17	8	0	4.50
LIEBRNDT	10	10	1	4	4	0	70	85	28	43	37	35	10	0	4.50
TOTALS		56	10	27	13	10	354	339	118	201	139	128	37	3	3.25

T E E M															T E E M															T E E M														
PLAYER	G.	AB	H	D	T	HR	RBI	R	BB	SO	SB	CS	E	GWH	AVE.																													
MATTNGLY	52	222	82	24	0	10	52	34	14	26	0	0	1	5	0.369																													
PRESLEY	39	82	30	7	0	2	13	15	9	17	0	0	1	2	0.366																													
HERR	52	199	69	14	1	2	23	43	18	26	15	2	5	1	0.347																													
HORNER	51	206	66	13	1	10	46	29	13	22	0	0	0	8	0.320																													
HATCHER	21	69	22	7	1	2	13	11	6	7	0	0	2	1	0.319																													
YOUNT	35	127	37	9	2	2	12	17	14	24	4	0	0	0	0.291																													
FOLEY	30	80	23	4	1	0	13	10	9	11	1	2	3	2	0.288																													
VHAYES	45	144	40	11	1	4	14	22	19	19	6	4	2	0	0.278																													
CNCEPTION	38	132	31	5	0	1	7	17	13	13	4	1	6	0	0.235																													
MARSHALL	25	69	16	4	0	7	16	13	11	13	0	0	2	3	0.232																													
MOLITOR	42	148	33	6	2	4	19	15	13	26	7	0	2	1	0.223																													
STRWBRY	43	135	29	8	4	5	18	20	18	39	7	1	1	6	0.215																													
LEMON	37	80	17	5	0	1	9	7	4	6	0	0	1	0	0.213																													
OQUENDO	5	5	1	0	0	0	0	0	1	1	0	0	0	0	0.200																													
WYNEGAR	35	74	13	0	0	4	7	11	7	7	0	0	0	0	0.176																													
REED	38	107	15	2	0	3	10	10	5	16	0	0	1	0	0.140																													
PITCHERS	52												5		0.000																													

TOTALS		1879	524	119	13	57	272	274	174	273	44	10	32	29	0.279
--------	--	------	-----	-----	----	----	-----	-----	-----	-----	----	----	----	----	-------

PITCHER	G.	GS	CG	W	L	S	IP	H	BB	SO	R	ER	HR	SHO	ERA
WILLIAMS	25	0	0	1	3	7	25.6	20	21	24	7	7	3	0	2.46
McCLLERS	26	0	0	2	5	7	46	32	18	34	13	13	5	0	2.54
BLACK	10	10	2	5	3	0	62.6	63	21	28	25	20	7	0	2.87
DAWLEY	21	0	0	2	2	2	45.6	39	9	50	18	17	6	0	3.35
PALMER	11	11	2	6	3	0	81.3	70	41	59	34	33	10	0	3.65
DARWIN	10	10	1	5	3	0	72	65	20	39	34	31	8	0	3.88
SHIRLEY	11	0	0	0	0	0	13.3	12	3	8	7	7	2	0	4.73
TIBBS	9	9	1	4	2	0	57.6	66	21	32	33	33	7	0	5.15
RSMUSSEN	12	12	0	4	2	0	71	86	40	37	57	55	16	0	6.97

TOTALS		52	6	29	23	16	475.	453	194	311	228	216	64	0	4.09
--------	--	----	---	----	----	----	------	-----	-----	-----	-----	-----	----	---	------

TOTALS		52	6	29	23	16	475.	453	194	311	228	216	64	0	4.09
--------	--	----	---	----	----	----	------	-----	-----	-----	-----	-----	----	---	------

~~~~~ LAKE WOBEGON Whippets ~~~~~

| PLAYER   | G. | AB   | H   | D  | T  | HR | RBI | R   | BB  | SO  | SB | CS | E  | GWH | AVE.  |
|----------|----|------|-----|----|----|----|-----|-----|-----|-----|----|----|----|-----|-------|
| BRAGGS   | 29 | 74   | 28  | 7  | 0  | 3  | 11  | 16  | 2   | 18  | 0  | 0  | 3  | 0   | 0.378 |
| PORTER   | 13 | 35   | 11  | 0  | 1  | 1  | 2   | 2   | 2   | 11  | 0  | 0  | 1  | 0   | 0.314 |
| PHELPS   | 40 | 118  | 36  | 7  | 4  | 10 | 24  | 24  | 26  | 49  | 0  | 0  | 4  | 3   | 0.305 |
| MIZEROCK | 4  | 7    | 2   | 0  | 0  | 0  | 1   | 0   | 3   | 2   | 0  | 0  | 0  | 0   | 0.286 |
| STONE    | 25 | 96   | 27  | 3  | 3  | 1  | 18  | 12  | 7   | 13  | 12 | 0  | 2  | 0   | 0.281 |
| MLDONADO | 42 | 149  | 41  | 13 | 0  | 12 | 22  | 28  | 13  | 17  | 1  | 0  | 4  | 1   | 0.275 |
| MANNING  | 23 | 70   | 19  | 2  | 0  | 3  | 7   | 5   | 6   | 7   | 3  | 0  | 1  | 0   | 0.271 |
| DAVIS    | 50 | 178  | 43  | 6  | 0  | 6  | 15  | 19  | 12  | 38  | 0  | 0  | 2  | 2   | 0.242 |
| HULETT   | 52 | 179  | 41  | 6  | 3  | 7  | 22  | 13  | 10  | 29  | 2  | 0  | 0  | 0   | 0.229 |
| DEER     | 46 | 163  | 36  | 2  | 2  | 13 | 25  | 28  | 22  | 52  | 1  | 1  | 4  | 3   | 0.221 |
| DUNSTON  | 52 | 195  | 41  | 15 | 1  | 6  | 18  | 13  | 10  | 43  | 4  | 6  | 1  | 14  | 0.210 |
| DeCINCES | 50 | 186  | 38  | 2  | 1  | 7  | 21  | 26  | 14  | 33  | 0  | 0  | 1  | 6   | 0.204 |
| GRUBER   | 8  | 15   | 3   | 1  | 0  | 0  | 1   | 0   | 0   | 2   | 0  | 0  | 0  | 0   | 0.200 |
| JOHNSON  | 36 | 102  | 19  | 7  | 0  | 4  | 9   | 12  | 20  | 10  | 0  | 1  | 0  | 4   | 0.186 |
| BONDS    | 44 | 168  | 29  | 10 | 1  | 7  | 27  | 19  | 28  | 46  | 15 | 1  | 2  | 4   | 0.173 |
| TOTALS   |    | 1735 | 414 | 81 | 16 | 80 | 223 | 217 | 175 | 370 | 38 | 9  | 25 | 37  | 0.239 |

| PITCHER  | G. | GS | CG | W  | L  | S  | IP   | H   | BB  | SO  | R   | ER  | HR | SHO | ERA  |
|----------|----|----|----|----|----|----|------|-----|-----|-----|-----|-----|----|-----|------|
| WORRLI   | 17 | 0  | 0  | 2  | 2  | 10 | 25.6 | 19  | 4   | 13  | 6   | 6   | 4  | 0   | 2.10 |
| LaPOINT  | 7  | 0  | 0  | 1  | 1  | 0  | 8.33 | 6   | 4   | 8   | 3   | 2   | 1  | 0   | 2.16 |
| PORTUGAL | 15 | 0  | 0  | 2  | 0  | 0  | 31.6 | 23  | 14  | 15  | 8   | 8   | 2  | 0   | 2.27 |
| NIEVES   | 7  | 7  | 1  | 2  | 1  | 0  | 44.6 | 51  | 12  | 24  | 20  | 14  | 3  | 1   | 2.82 |
| CORREA   | 10 | 10 | 6  | 4  | 4  | 0  | 77.6 | 60  | 30  | 59  | 31  | 27  | 10 | 0   | 3.13 |
| HEATON   | 9  | 9  | 2  | 2  | 4  | 0  | 60   | 64  | 27  | 23  | 32  | 25  | 8  | 0   | 3.75 |
| BDDICKER | 11 | 11 | 7  | 4  | 6  | 0  | 87   | 93  | 34  | 58  | 41  | 38  | 13 | 0   | 3.93 |
| BNNISTER | 8  | 8  | 1  | 4  | 2  | 0  | 50.3 | 66  | 20  | 14  | 29  | 27  | 8  | 0   | 4.83 |
| MASON    | 16 | 0  | 0  | 4  | 2  | 0  | 31.6 | 42  | 13  | 15  | 20  | 18  | 5  | 0   | 5.12 |
| SCHROM   | 7  | 7  | 0  | 1  | 4  | 0  | 44.6 | 55  | 6   | 14  | 27  | 26  | 11 | 0   | 5.24 |
| TOTALS   |    | 52 | 17 | 26 | 26 | 10 | 461. | 479 | 164 | 243 | 217 | 191 | 65 | 1   | 3.72 |



| DRAGONS   |    |      | DRAGONS |    |   |    | DRAGONS |     |     |     | DRAGONS |    |    |     |       |
|-----------|----|------|---------|----|---|----|---------|-----|-----|-----|---------|----|----|-----|-------|
| PLAYER    | G. | AB   | H       | D  | T | HR | RBI     | R   | BB  | SO  | SB      | CS | E  | GWH | AVE.  |
| ROWDON    | 5  | 7    | 3       | 1  | 0 | 0  | 2       | 1   | 0   | 2   | 0       | 0  | 1  | 1   | 0.429 |
| FISK      | 9  | 11   | 4       | 1  | 0 | 0  | 3       | 1   | 0   | 5   | 0       | 0  | 0  | 1   | 0.364 |
| BANDO     | 27 | 73   | 24      | 5  | 0 | 1  | 10      | 12  | 4   | 10  | 0       | 0  | 0  | 1   | 0.329 |
| MORRISON  | 47 | 184  | 58      | 15 | 2 | 10 | 28      | 29  | 13  | 22  | 5       | 3  | 1  | 4   | 0.315 |
| HAMILTON  | 25 | 32   | 10      | 2  | 0 | 0  | 3       | 3   | 2   | 7   | 0       | 0  | 1  | 0   | 0.313 |
| BUTLER    | 50 | 196  | 61      | 8  | 2 | 5  | 18      | 31  | 23  | 21  | 9       | 6  | 2  | 0   | 0.311 |
| TABLER    | 50 | 193  | 57      | 7  | 0 | 3  | 20      | 22  | 17  | 38  | 0       | 0  | 4  | 5   | 0.295 |
| RIPKEN    | 52 | 191  | 55      | 12 | 0 | 12 | 33      | 31  | 23  | 24  | 0       | 0  | 7  | 0   | 0.288 |
| CARTER    | 51 | 212  | 58      | 7  | 4 | 5  | 33      | 23  | 10  | 39  | 7       | 0  | 3  | 6   | 0.274 |
| DORAN     | 52 | 189  | 50      | 11 | 0 | 3  | 20      | 29  | 24  | 21  | 9       | 2  | 10 | 1   | 0.265 |
| WALLING   | 34 | 128  | 33      | 9  | 0 | 8  | 21      | 20  | 4   | 13  | 0       | 0  | 3  | 2   | 0.258 |
| DAVIS     | 39 | 117  | 30      | 7  | 1 | 5  | 16      | 12  | 19  | 23  | 4       | 4  | 1  | 3   | 0.256 |
| MOSES     | 9  | 16   | 4       | 1  | 0 | 0  | 0       | 2   | 2   | 1   | 1       | 0  | 0  | 0   | 0.250 |
| LVILLIERE | 33 | 88   | 19      | 3  | 0 | 1  | 2       | 4   | 3   | 12  | 0       | 0  | 1  | 0   | 0.216 |
| GARVEY    | 30 | 88   | 18      | 4  | 0 | 6  | 16      | 11  | 2   | 9   | 0       | 0  | 1  | 2   | 0.205 |
| PACIOREK  | 33 | 88   | 17      | 1  | 0 | 2  | 6       | 10  | 3   | 18  | 0       | 0  | 3  | 0   | 0.193 |
| PITCHERS  | 52 |      |         |    |   |    |         |     |     |     |         |    | 2  |     | 0.000 |
| TOTALS    |    | 1813 | 501     | 94 | 9 | 61 | 231     | 241 | 149 | 265 | 35      | 15 | 40 | 26  | 0.276 |

| PITCHER | G. | GS | CG | W  | L  | S  | IP   | H   | BB  | SO  | R   | ER  | HR | SHO | ERA  |
|---------|----|----|----|----|----|----|------|-----|-----|-----|-----|-----|----|-----|------|
| HUME    | 9  | 0  | 0  | 2  | 0  | 0  | 25   | 20  | 11  | 21  | 7   | 7   | 2  | 0   | 2.52 |
| HORTON  | 19 | 0  | 0  | 3  | 2  | 4  | 35.6 | 33  | 8   | 23  | 10  | 10  | 2  | 0   | 2.52 |
| POWER   | 20 | 0  | 0  | 1  | 2  | 0  | 48.3 | 48  | 17  | 31  | 21  | 18  | 3  | 0   | 3.35 |
| FORSCH  | 13 | 13 | 4  | 6  | 4  | 0  | 91   | 81  | 29  | 39  | 40  | 34  | 13 | 0   | 3.36 |
| MHORCIC | 4  | 0  | 0  | 0  | 0  | 0  | 9.66 | 10  | 1   | 4   | 4   | 4   | 0  | 0   | 3.73 |
| ALXNDER | 13 | 13 | 2  | 6  | 4  | 0  | 89.6 | 98  | 14  | 50  | 45  | 43  | 9  | 0   | 4.32 |
| MCGRGER | 13 | 13 | 1  | 5  | 4  | 0  | 73.6 | 97  | 32  | 30  | 48  | 47  | 9  | 0   | 5.74 |
| TERRELL | 13 | 13 | 0  | 1  | 7  | 0  | 73   | 71  | 40  | 36  | 54  | 48  | 14 | 0   | 5.92 |
| DAVIS   | 16 | 0  | 0  | 2  | 3  | 6  | 22.6 | 22  | 10  | 18  | 16  | 16  | 5  | 0   | 6.35 |
| TOTALS  |    | 52 | 7  | 26 | 26 | 10 | 468. | 480 | 162 | 252 | 245 | 227 | 57 | 0   | 4.36 |



| DUKE     |    | Blue Devils |     |     |    |    |      |     |     |     |     |     |    |     |       |
|----------|----|-------------|-----|-----|----|----|------|-----|-----|-----|-----|-----|----|-----|-------|
| PLAYER   | G. | AB          | H   | D   | T  | HR | RBI  | R   | BB  | SO  | SB  | CS  | E  | GWH | AVE.  |
| BENIQUER | 37 | 91          | 31  | 3   | 0  | 3  | 15   | 14  | 9   | 2   | 0   | 0   | 1  | 0   | 0.341 |
| FORD     | 31 | 100         | 33  | 11  | 1  | 0  | 12   | 13  | 6   | 8   | 4   | 1   | 1  | 1   | 0.330 |
| WILSON   | 30 | 100         | 30  | 4   | 6  | 2  | 12   | 15  | 3   | 20  | 6   | 3   | 0  | 0   | 0.300 |
| REYNOLDS | 37 | 131         | 37  | 14  | 0  | 6  | 16   | 20  | 13  | 15  | 7   | 2   | 0  | 3   | 0.282 |
| GLRRAGA  | 38 | 95          | 26  | 4   | 0  | 4  | 12   | 9   | 6   | 28  | 1   | 2   | 1  | 1   | 0.274 |
| MLLINIKS | 35 | 106         | 29  | 7   | 3  | 1  | 12   | 15  | 17  | 27  | 0   | 0   | 3  | 3   | 0.274 |
| THOMPSON | 47 | 152         | 40  | 4   | 0  | 2  | 14   | 14  | 10  | 20  | 0   | 2   | 2  | 1   | 0.263 |
| MILNER   | 41 | 122         | 31  | 6   | 2  | 6  | 21   | 19  | 9   | 21  | 6   | 3   | 0  | 2   | 0.254 |
| BELL     | 48 | 192         | 48  | 11  | 2  | 6  | 19   | 20  | 9   | 19  | 4   | 4   | 1  | 1   | 0.250 |
| COOPER   | 35 | 111         | 27  | 9   | 0  | 4  | 17   | 12  | 7   | 16  | 0   | 0   | 1  | 3   | 0.243 |
| CATER    | 49 | 168         | 40  | 3   | 3  | 9  | 28   | 26  | 14  | 22  | 2   | 0   | 1  | 2   | 0.238 |
| GRIFFIN  | 50 | 189         | 42  | 19  | 2  | 2  | 19   | 18  | 12  | 17  | 14  | 8   | 8  | 4   | 0.222 |
| GRICH    | 36 | 100         | 22  | 8   | 0  | 1  | 8    | 10  | 6   | 14  | 0   | 0   | 3  | 2   | 0.220 |
| IORG     | 30 | 73          | 14  | 7   | 0  | 0  | 5    | 8   | 3   | 14  | 0   | 0   | 3  | 0   | 0.192 |
| ORTIZ    | 17 | 22          | 2   | 1   | 0  | 0  | 0    | 3   | 3   | 3   | 0   | 0   | 0  | 0   | 0.091 |
| TOTALS   |    | 1752        | 452 | 111 | 19 | 46 | 210  | 216 | 127 | 246 | 44  | 25  | 25 | 23  | 0.258 |
| PITCHER  | G. | GS          | CG  | W   | L  | S  | IP   | H   | BB  | SO  | R   | ER  | HR | SHO | ERA   |
| McCLURE  | 15 | 0           | 0   | 0   | 1  | 1  | 21   | 19  | 9   | 16  | 6   | 5   | 0  | 0   | 2.14  |
| FRANCO   | 22 | 0           | 0   | 2   | 3  | 12 | 31   | 23  | 8   | 32  | 12  | 10  | 4  | 0   | 2.90  |
| CLANCY   | 10 | 10          | 2   | 3   | 5  | 0  | 62.3 | 63  | 22  | 44  | 28  | 24  | 9  | 1   | 3.46  |
| HOUGH    | 13 | 13          | 3   | 5   | 6  | 0  | 82.6 | 80  | 40  | 55  | 35  | 33  | 11 | 2   | 3.59  |
| MINTON   | 20 | 0           | 0   | 0   | 0  | 0  | 19   | 21  | 5   | 12  | 11  | 8   | 2  | 0   | 3.79  |
| LOPEZ    | 19 | 0           | 0   | 3   | 1  | 0  | 28.3 | 28  | 8   | 16  | 14  | 14  | 2  | 0   | 4.45  |
| SUTTON   | 11 | 11          | 0   | 7   | 0  | 0  | 63.6 | 74  | 13  | 35  | 36  | 36  | 14 | 0   | 5.09  |
| BALLER   | 14 | 0           | 0   | 0   | 1  | 0  | 27.3 | 39  | 13  | 17  | 20  | 19  | 7  | 0   | 6.26  |
| BAILLES  | 16 | 2           | 0   | 2   | 2  | 0  | 44.3 | 59  | 10  | 21  | 32  | 31  | 7  | 0   | 6.29  |
| HAWKINS  | 14 | 14          | 1   | 3   | 6  | 0  | 71.3 | 98  | 31  | 29  | 57  | 57  | 20 | 0   | 7.19  |
| TOTALS   |    | 50          | 6   | 25  | 25 | 13 | 451. | 504 | 159 | 277 | 251 | 237 | 76 | 3   | 4.73  |

GALACTIC <<<< Gladiators >>>>

| PLAYER   | G. | AB   | H   | D  | T  | HR | RBI | R   | BB  | SO  | SB  | CS | E  | GWH | AVE.  |
|----------|----|------|-----|----|----|----|-----|-----|-----|-----|-----|----|----|-----|-------|
| DUNCAN   | 11 | 15   | 7   | 3  | 0  | 0  | 1   | 6   | 0   | 1   | 4   | 1  | 1  | 0   | 0.467 |
| RAINES   | 52 | 220  | 86  | 14 | 4  | 3  | 24  | 56  | 30  | 21  | 30  | 3  | 1  | 2   | 0.391 |
| SMITH    | 50 | 165  | 55  | 4  | 4  | 0  | 13  | 36  | 19  | 18  | 16  | 1  | 2  | 4   | 0.333 |
| HENDRSN  | 50 | 200  | 64  | 12 | 1  | 14 | 56  | 42  | 23  | 25  | 30  | 7  | 0  | 7   | 0.320 |
| SCHMIDT  | 51 | 202  | 64  | 10 | 1  | 17 | 56  | 44  | 29  | 25  | 1   | 1  | 3  | 7   | 0.317 |
| MURRAY   | 51 | 210  | 63  | 7  | 2  | 12 | 50  | 43  | 23  | 30  | 1   | 0  | 2  | 2   | 0.300 |
| WILLARD  | 8  | 14   | 4   | 0  | 0  | 1  | 3   | 4   | 3   | 6   | 0   | 0  | 0  | 0   | 0.286 |
| WASH ATL | 5  | 14   | 4   | 0  | 1  | 0  | 2   | 3   | 1   | 5   | 2   | 0  | 0  | 0   | 0.286 |
| DAWSON   | 38 | 106  | 30  | 6  | 0  | 5  | 20  | 9   | 4   | 14  | 2   | 2  | 2  | 2   | 0.283 |
| WASH NY  | 11 | 41   | 11  | 0  | 1  | 1  | 8   | 5   | 0   | 10  | 2   | 0  | 0  | 0   | 0.268 |
| DAVIS    | 45 | 156  | 41  | 11 | 2  | 15 | 39  | 38  | 25  | 39  | 20  | 2  | 1  | 6   | 0.263 |
| PENA     | 51 | 192  | 50  | 12 | 1  | 3  | 22  | 31  | 23  | 32  | 8   | 3  | 2  | 3   | 0.260 |
| WHITE    | 46 | 187  | 46  | 12 | 1  | 4  | 19  | 19  | 16  | 35  | 1   | 0  | 4  | 0   | 0.246 |
| ASADOOR  | 10 | 28   | 4   | 0  | 0  | 0  | 1   | 1   | 0   | 13  | 1   | 0  | 1  | 1   | 0.143 |
| PENDLETN | 9  | 11   | 1   | 0  | 0  | 0  | 0   | 2   | 0   | 3   | 1   | 0  | 0  | 0   | 0.091 |
| TOTALS   |    | 1761 | 530 | 91 | 18 | 75 | 314 | 339 | 196 | 277 | 119 | 20 | 19 | 34  | 0.301 |

| PITCHER  | G. | GS | CG | W  | L  | S  | IP   | H   | BB  | SO  | R   | ER  | HR | SHO | ERA  |
|----------|----|----|----|----|----|----|------|-----|-----|-----|-----|-----|----|-----|------|
| MURPHY   | 9  | 0  | 0  | 1  | 0  | 6  | 12.6 | 10  | 6   | 11  | 4   | 3   | 0  | 0   | 2.13 |
| GARRELTS | 5  | 4  | 4  | 3  | 1  | 0  | 36.3 | 28  | 9   | 30  | 9   | 9   | 3  | 1   | 2.23 |
| MOORE    | 12 | 12 | 4  | 8  | 1  | 0  | 81.3 | 79  | 32  | 39  | 39  | 26  | 4  | 1   | 2.88 |
| RIJO     | 7  | 6  | 3  | 4  | 0  | 0  | 51   | 46  | 17  | 49  | 20  | 18  | 4  | 1   | 3.18 |
| BLYLEVEN | 13 | 13 | 8  | 10 | 3  | 0  | 106. | 87  | 21  | 79  | 42  | 39  | 13 | 0   | 3.29 |
| JOHNSON  | 17 | 0  | 0  | 2  | 2  | 1  | 13   | 12  | 7   | 10  | 6   | 5   | 2  | 0   | 3.46 |
| CLEAR    | 20 | 0  | 0  | 2  | 3  | 2  | 29.3 | 26  | 9   | 34  | 12  | 12  | 2  | 0   | 3.68 |
| BURKE    | 12 | 2  | 0  | 0  | 0  | 2  | 24.3 | 23  | 13  | 16  | 11  | 10  | 2  | 0   | 3.70 |
| MATTHWS  | 9  | 9  | 3  | 5  | 2  | 0  | 64.6 | 77  | 22  | 20  | 40  | 39  | 9  | 0   | 5.43 |
| KIPPER   | 6  | 6  | 1  | 3  | 2  | 0  | 44.3 | 53  | 16  | 31  | 35  | 34  | 11 | 0   | 6.90 |
| TOTALS   |    | 52 | 23 | 38 | 14 | 11 | 463. | 441 | 152 | 319 | 218 | 195 | 50 | 3   | 3.79 |



Grand Fuzz <> Cardinals <>

| PLAYER   | G. | AB  | H  | D  | T | HR | RBI | R  | BB | SO | SB | CS | E | GW | AVE.  |
|----------|----|-----|----|----|---|----|-----|----|----|----|----|----|---|----|-------|
| VALLE    | 14 | 8   | 5  | 1  | 0 | 1  | 5   | 2  | 4  | 1  | 0  | 0  | 0 | 0  | 0.625 |
| HALL     | 39 | 163 | 59 | 14 | 1 | 6  | 32  | 26 | 4  | 24 | 0  | 0  | 2 | 2  | 0.362 |
| COLES    | 50 | 177 | 59 | 16 | 0 | 12 | 44  | 34 | 21 | 32 | 0  | 0  | 6 | 4  | 0.333 |
| CLARK    | 35 | 102 | 33 | 7  | 0 | 7  | 6   | 8  | 18 | 29 | 0  | 0  | 2 | 2  | 0.324 |
| LEONARD  | 46 | 139 | 42 | 1  | 1 | 2  | 18  | 19 | 15 | 21 | 13 | 0  | 1 | 3  | 0.302 |
| SLAUGHT  | 51 | 149 | 42 | 10 | 1 | 3  | 22  | 20 | 3  | 35 | 0  | 0  | 2 | 0  | 0.282 |
| BALBONI  | 37 | 135 | 37 | 6  | 1 | 6  | 20  | 15 | 7  | 37 | 0  | 0  | 5 | 2  | 0.274 |
| LAKE     | 32 | 22  | 6  | 0  | 0 | 0  | 2   | 1  | 2  | 2  | 0  | 0  | 0 | 0  | 0.273 |
| BOSTON   | 35 | 96  | 24 | 6  | 0 | 4  | 14  | 15 | 15 | 18 | 5  | 5  | 3 | 0  | 0.250 |
| CANDAELE | 9  | 12  | 3  | 1  | 0 | 0  | 0   | 1  | 0  | 2  | 0  | 0  | 0 | 0  | 0.250 |
| FRANCO   | 52 | 216 | 54 | 11 | 3 | 4  | 18  | 31 | 22 | 28 | 4  | 3  | 8 | 1  | 0.250 |
| SANDBERG | 52 | 221 | 55 | 7  | 1 | 6  | 23  | 33 | 18 | 27 | 15 | 6  | 2 | 4  | 0.249 |
| NIXON    | 21 | 59  | 14 | 4  | 1 | 0  | 10  | 10 | 7  | 7  | 7  | 0  | 0 | 3  | 0.237 |
| CRUZ     | 37 | 139 | 32 | 9  | 1 | 4  | 15  | 17 | 11 | 27 | 0  | 0  | 0 | 3  | 0.230 |
| SHELBY   | 48 | 135 | 29 | 5  | 1 | 4  | 19  | 17 | 3  | 22 | 5  | 0  | 0 | 3  | 0.215 |
| PITCHERS |    |     |    |    |   |    |     |    |    |    |    |    | 2 |    | 0.000 |

|        |  |      |     |    |    |    |     |     |     |     |    |    |    |    |       |
|--------|--|------|-----|----|----|----|-----|-----|-----|-----|----|----|----|----|-------|
| TOTALS |  | 1773 | 494 | 98 | 11 | 59 | 248 | 249 | 150 | 312 | 49 | 14 | 33 | 27 | 0.279 |
|--------|--|------|-----|----|----|----|-----|-----|-----|-----|----|----|----|----|-------|

| PITCHER  | G. | GS | CG | W  | L  | S | IP   | H   | BB  | SO  | R   | ER  | HR | SHO | ERA  |
|----------|----|----|----|----|----|---|------|-----|-----|-----|-----|-----|----|-----|------|
| RIGHETTE | 16 | 0  | 0  | 3  | 4  | 3 | 22.6 | 23  | 7   | 15  | 6   | 6   | 2  | 0   | 2.38 |
| ONTVROS  | 8  | 0  | 0  | 0  | 1  | 1 | 15.3 | 11  | 2   | 9   | 6   | 5   | 1  | 0   | 2.94 |
| McCSKLL  | 11 | 11 | 3  | 4  | 5  | 0 | 86.6 | 73  | 40  | 68  | 36  | 30  | 7  | 0   | 3.12 |
| ECKERLEY | 10 | 10 | 2  | 7  | 1  | 0 | 78.3 | 81  | 15  | 53  | 34  | 33  | 11 | 0   | 3.79 |
| GUIDRY   | 9  | 9  | 5  | 4  | 3  | 0 | 70.6 | 71  | 21  | 53  | 36  | 32  | 8  | 1   | 4.08 |
| FLANAGAN | 9  | 9  | 2  | 4  | 0  | 0 | 60.6 | 62  | 31  | 41  | 34  | 29  | 6  | 0   | 4.30 |
| HOWELL   | 17 | 0  | 0  | 2  | 4  | 3 | 42.6 | 35  | 30  | 36  | 25  | 24  | 5  | 0   | 5.06 |
| PETRY    | 5  | 5  | 0  | 2  | 2  | 0 | 27   | 27  | 14  | 11  | 19  | 18  | 2  | 0   | 6.00 |
| TOTALS   |    | 44 | 12 | 26 | 20 | 7 | 404. | 383 | 160 | 286 | 196 | 177 | 42 | 1   | 3.94 |

~~~~~ RICHMOND ~~~~~RoundTrippers~~~~~

| PLAYER | G. | AB | H | D | T | HR | RBI | R | BB | SO | SB | CS | E | GWH | AVE. |
|----------|----|------|-----|----|---|----|-----|-----|-----|-----|----|----|----|-----|-------|
| BROWN | 49 | 198 | 71 | 4 | 2 | 7 | 27 | 26 | 15 | 14 | 22 | 4 | 6 | 0 | 0.359 |
| CANGELOS | 45 | 127 | 39 | 8 | 2 | 2 | 10 | 24 | 31 | 16 | 25 | 4 | 2 | 1 | 0.307 |
| CLARK | 43 | 182 | 54 | 9 | 0 | 3 | 21 | 10 | 6 | 31 | 3 | 3 | 4 | 1 | 0.297 |
| QUNONES | 45 | 141 | 41 | 7 | 2 | 4 | 16 | 13 | 18 | 18 | 2 | 4 | 13 | 1 | 0.291 |
| KITTLE | 35 | 127 | 34 | 4 | 0 | 7 | 11 | 20 | 20 | 35 | 0 | 0 | 0 | 0 | 0.268 |
| ALLANSON | 25 | 114 | 29 | 2 | 1 | 3 | 10 | 11 | 3 | 10 | 0 | 1 | 6 | 0 | 0.254 |
| LACY | 36 | 128 | 30 | 4 | 0 | 1 | 5 | 5 | 5 | 19 | 0 | 0 | 0 | 0 | 0.234 |
| ROMERO | 16 | 45 | 10 | 0 | 0 | 0 | 3 | 5 | 2 | 2 | 0 | 0 | 1 | 0 | 0.222 |
| BOONE | 31 | 83 | 17 | 2 | 0 | 1 | 5 | 7 | 8 | 10 | 0 | 0 | 1 | 0 | 0.205 |
| CANSECO | 51 | 191 | 39 | 8 | 0 | 5 | 20 | 18 | 24 | 54 | 10 | 2 | 2 | 0 | 0.204 |
| KINGMAN | 43 | 162 | 32 | 5 | 1 | 12 | 20 | 19 | 11 | 39 | 0 | 0 | 0 | 0 | 0.198 |
| LMBRDZZI | 45 | 161 | 31 | 6 | 0 | 4 | 15 | 23 | 8 | 25 | 0 | 0 | 2 | 0 | 0.193 |
| WYNNE | 27 | 59 | 8 | 1 | 0 | 1 | 5 | 2 | 3 | 11 | 1 | 0 | 1 | 0 | 0.136 |
| SPEIER | 36 | 10 | 1 | 0 | 1 | 1 | 2 | 2 | 1 | 10 | 0 | 0 | 0 | 0 | 0.100 |
| TOTALS | | 1728 | 436 | 60 | 9 | 51 | 170 | 185 | 155 | 294 | 63 | 18 | 38 | 3 | 0.252 |

| PITCHER | G. | GS | CG | W | L | S | IP | H | BB | SO | R | ER | HR | SHO | ERA |
|-----------|----|----|----|---|----|---|------|-----|-----|-----|-----|-----|----|-----|-------|
| HERNANEZ | 12 | 0 | 0 | 1 | 2 | 1 | 21 | 20 | 4 | 17 | 5 | 5 | 1 | 0 | 2.14 |
| FONTENOT | 11 | 0 | 0 | 1 | 1 | 0 | 26.3 | 20 | 10 | 13 | 11 | 9 | 3 | 0 | 3.08 |
| JOHN | 6 | 1 | 0 | 0 | 0 | 0 | 20.3 | 20 | 6 | 9 | 8 | 8 | 1 | 0 | 3.54 |
| WILLIAMS | 10 | 0 | 0 | 0 | 0 | 1 | 15 | 19 | 10 | 7 | 7 | 7 | 2 | 0 | 4.20 |
| JHNSN ATL | 4 | 4 | 1 | 2 | 2 | 0 | 27.6 | 35 | 5 | 11 | 16 | 15 | 5 | 0 | 4.88 |
| MARTINEZ | 11 | 1 | 0 | 1 | 0 | 0 | 47.6 | 52 | 6 | 26 | 27 | 27 | 4 | 0 | 5.10 |
| YOUNG | 11 | 11 | 5 | 1 | 8 | 0 | 74.6 | 94 | 20 | 47 | 56 | 45 | 16 | 0 | 5.42 |
| HOYT | 9 | 9 | 1 | 1 | 5 | 0 | 53.6 | 76 | 27 | 30 | 37 | 33 | 4 | 0 | 5.53 |
| CERUTTI | 10 | 10 | 1 | 1 | 9 | 0 | 60 | 77 | 16 | 35 | 49 | 38 | 15 | 0 | 5.70 |
| JHNSN TB | 5 | 5 | 2 | 1 | 4 | 0 | 30.3 | 47 | 7 | 22 | 22 | 21 | 4 | 0 | 6.23 |
| DENNY | 10 | 10 | 1 | 0 | 9 | 0 | 50 | 82 | 27 | 45 | 52 | 48 | 9 | 0 | 8.64 |
| STEWART | 17 | 0 | 0 | 0 | 3 | 0 | 27.6 | 36 | 30 | 26 | 41 | 32 | 3 | 0 | 10.41 |
| TOTALS | | 51 | 11 | 9 | 43 | 2 | 454. | 578 | 168 | 288 | 331 | 288 | 67 | 0 | 5.71 |




**MUNSON'S
MARAUDERS**

MUNSON'S MARAUDERS

| PLAYER | G. | AB | H | D | T | HR | RBI | R | BB | SO | SB | CS | E | GW | AVE. |
|-----------|----|------|-----|----|----|----|-----|-----|-----|-----|----|----|----|----|-------|
| HERNANDEZ | 51 | 199 | 72 | 18 | 2 | 10 | 45 | 32 | 25 | 19 | 0 | 0 | 0 | 6 | 0.362 |
| GRUBB | 25 | 86 | 27 | 6 | 0 | 2 | 15 | 8 | 10 | 13 | 0 | 0 | 0 | 3 | 0.314 |
| GAINNEY | 14 | 17 | 5 | 1 | 1 | 1 | 6 | 6 | 6 | 4 | 2 | 0 | 0 | 2 | 0.294 |
| FETTIS | 30 | 110 | 31 | 6 | 0 | 3 | 8 | 15 | 8 | 21 | 9 | 3 | 1 | 2 | 0.282 |
| RANDOLPH | 50 | 197 | 53 | 6 | 1 | 3 | 19 | 29 | 24 | 23 | 6 | 1 | 10 | 2 | 0.269 |
| SUNDBERG | 34 | 123 | 33 | 0 | 2 | 5 | 10 | 12 | 16 | 22 | 0 | 0 | 0 | 1 | 0.268 |
| MAZZILLI | 21 | 68 | 18 | 0 | 0 | 0 | 7 | 14 | 20 | 14 | 4 | 2 | 0 | 0 | 0.265 |
| WILSON | 34 | 131 | 33 | 8 | 3 | 2 | 15 | 10 | 6 | 19 | 0 | 0 | 3 | 1 | 0.252 |
| ROYSTER | 32 | 104 | 26 | 5 | 1 | 4 | 8 | 13 | 13 | 24 | 0 | 0 | 6 | 0 | 0.250 |
| BAINES | 29 | 109 | 27 | 3 | 1 | 7 | 14 | 18 | 5 | 13 | 0 | 0 | 1 | 3 | 0.248 |
| MOORE | 24 | 73 | 18 | 2 | 1 | 2 | 8 | 9 | 8 | 11 | 0 | 0 | 3 | 1 | 0.247 |
| MOSEBY | 34 | 119 | 28 | 6 | 0 | 5 | 14 | 18 | 13 | 41 | 2 | 2 | 0 | 0 | 0.235 |
| HARPER | 21 | 70 | 16 | 3 | 0 | 2 | 7 | 4 | 8 | 8 | 1 | 1 | 1 | 2 | 0.229 |
| ARMAS | 28 | 103 | 23 | 6 | 2 | 2 | 10 | 9 | 4 | 19 | 1 | 0 | 0 | 2 | 0.223 |
| JACOBY | 52 | 189 | 42 | 5 | 1 | 3 | 17 | 18 | 19 | 35 | 0 | 0 | 3 | 1 | 0.222 |
| TEMPLETON | 30 | 103 | 22 | 4 | 0 | 0 | 10 | 10 | 5 | 16 | 4 | 1 | 3 | 4 | 0.214 |
| TOTALS | | 1801 | 474 | 79 | 15 | 51 | 213 | 225 | 190 | 302 | 29 | 10 | 31 | 30 | 0.263 |

| PITCHER | G. | GS | CG | W | L | S | IP | H | BB | SO | R | ER | HR | SHO | ERA |
|----------|----|----|----|----|----|---|------|-----|-----|-----|-----|-----|----|-----|------|
| SNELL | 6 | 0 | 0 | 1 | 0 | 1 | 9 | 4 | 1 | 0 | 0 | 0 | 0 | 0 | 0.00 |
| JACKSON | 8 | 0 | 0 | 4 | 0 | 1 | 13.6 | 6 | 5 | 8 | 1 | 0 | 0 | 0 | 0.00 |
| GOSSAGE | 5 | 0 | 0 | 1 | 1 | 0 | 7.66 | 9 | 0 | 4 | 1 | 1 | 0 | 0 | 1.17 |
| SABRHGAN | 4 | 2 | 1 | 2 | 0 | 0 | 22.6 | 24 | 4 | 16 | 8 | 8 | 1 | 0 | 3.18 |
| WELCH | 11 | 11 | 8 | 4 | 5 | 0 | 89.6 | 83 | 27 | 73 | 36 | 32 | 6 | 1 | 3.21 |
| WHITT | 11 | 11 | 8 | 7 | 4 | 0 | 94 | 84 | 25 | 92 | 38 | 37 | 7 | 1 | 3.54 |
| CLEMENS | 13 | 13 | 5 | 6 | 5 | 0 | 104 | 87 | 32 | 87 | 45 | 43 | 13 | 1 | 3.72 |
| PENA | 8 | 2 | 0 | 0 | 0 | 0 | 23.3 | 25 | 6 | 17 | 11 | 11 | 3 | 0 | 4.24 |
| HIGUERA | 13 | 13 | 8 | 6 | 6 | 0 | 101 | 116 | 28 | 83 | 56 | 53 | 19 | 0 | 4.70 |
| TOTALS | | 52 | 30 | 31 | 21 | 2 | 465 | 438 | 128 | 380 | 196 | 185 | 49 | 3 | 3.58 |



%%%%%%%%%% YORKTOWN Admirals %%%%%%%%%%% %%

| PLAYER | G. | AB | H | D | T | HR | RBI | R | BB | SO | SB | CS | E | BWH | AVE. |
|----------|----|------|-----|----|----|----|-----|-----|-----|-----|----|----|----|-----|-------|
| PITCHERS | | | | | | | | | | | | | 4 | ERR | |
| TRILLO | 34 | 76 | 30 | 6 | 0 | 0 | 8 | 8 | 14 | 9 | 0 | 0 | 3 | 1 | 0.395 |
| EASLER | 43 | 109 | 36 | 11 | 0 | 4 | 16 | 18 | 13 | 18 | 0 | 0 | 0 | 1 | 0.330 |
| SVEUM | 35 | 89 | 27 | 4 | 0 | 1 | 6 | 13 | 11 | 15 | 3 | 3 | 2 | 0 | 0.303 |
| McDOWELL | 47 | 193 | 58 | 10 | 4 | 10 | 25 | 30 | 12 | 34 | 10 | 2 | 3 | 1 | 0.301 |
| HENDRICK | 24 | 71 | 20 | 1 | 0 | 2 | 6 | 7 | 4 | 11 | 0 | 0 | 2 | 0 | 0.282 |
| LARKIN | 22 | 64 | 18 | 2 | 1 | 1 | 7 | 5 | 4 | 5 | 2 | 2 | 3 | 0 | 0.281 |
| SKINNER | 39 | 108 | 30 | 4 | 1 | 3 | 12 | 9 | 2 | 36 | 0 | 0 | 1 | 2 | 0.278 |
| MUMPHREY | 38 | 117 | 31 | 5 | 1 | 2 | 7 | 17 | 5 | 15 | 0 | 0 | 1 | 2 | 0.265 |
| JOYNER | 46 | 186 | 48 | 12 | 0 | 7 | 24 | 20 | 8 | 21 | 0 | 0 | 5 | 1 | 0.258 |
| ESASKY | 40 | 121 | 28 | 9 | 1 | 4 | 11 | 17 | 12 | 45 | 0 | 0 | 3 | 0 | 0.231 |
| TARTABUL | 48 | 179 | 41 | 5 | 2 | 9 | 37 | 26 | 13 | 52 | 0 | 0 | 11 | 7 | 0.229 |
| SIERRA | 39 | 120 | 27 | 3 | 1 | 6 | 17 | 12 | 3 | 18 | 2 | 3 | 2 | 1 | 0.225 |
| REYNOLDS | 44 | 129 | 27 | 2 | 2 | 5 | 12 | 11 | 2 | 12 | 0 | 0 | 5 | 0 | 0.209 |
| FTZGRALD | 20 | 56 | 11 | 3 | 0 | 0 | 3 | 6 | 6 | 13 | 0 | 2 | 1 | 0 | 0.196 |
| TOTALS | | 1618 | 432 | 77 | 13 | 54 | 191 | 199 | 109 | 304 | 17 | 12 | 46 | 16 | 0.267 |

| PITCHER | G. | GS | CG | W | L | S | IP | H | BB | SO | R | ER | HR | SHO | ERA |
|----------|----|----|----|----|----|---|------|-----|-----|-----|-----|-----|----|-----|------|
| LEARY | 10 | 10 | 3 | 4 | 3 | 0 | 62 | 67 | 25 | 37 | 24 | 20 | 9 | 2 | 2.90 |
| SCHTZDER | 9 | 0 | 0 | 1 | 2 | 0 | 20.6 | 21 | 6 | 8 | 7 | 7 | 3 | 0 | 3.05 |
| ATHERTON | 14 | 0 | 0 | 2 | 2 | 1 | 34 | 30 | 17 | 24 | 14 | 13 | 3 | 0 | 3.44 |
| WELSH | 6 | 6 | 2 | 2 | 3 | 0 | 40.3 | 52 | 13 | 18 | 23 | 22 | 7 | 0 | 4.91 |
| HOFFMAN | 12 | 0 | 0 | 0 | 0 | 1 | 36.6 | 46 | 6 | 18 | 23 | 21 | 4 | 0 | 5.15 |
| SCHMIDT | 14 | 0 | 0 | 2 | 3 | 2 | 22.6 | 23 | 8 | 20 | 13 | 13 | 5 | 0 | 5.16 |
| CONROY | 7 | 6 | 1 | 1 | 3 | 0 | 38.3 | 46 | 16 | 22 | 27 | 26 | 6 | 0 | 6.10 |
| BIELECKI | 6 | 6 | 0 | 1 | 3 | 0 | 30.3 | 46 | 17 | 16 | 23 | 23 | 8 | 0 | 6.82 |
| MORGAN | 10 | 10 | 2 | 2 | 7 | 0 | 66.3 | 97 | 20 | 40 | 60 | 51 | 13 | 0 | 6.92 |
| TANANA | 10 | 10 | 1 | 2 | 5 | 0 | 61 | 99 | 21 | 38 | 61 | 58 | 13 | 0 | 8.56 |
| TOTALS | | 48 | 9 | 17 | 31 | 4 | 412. | 527 | 149 | 241 | 275 | 254 | 71 | 2 | 5.54 |

CALIFORNIA Quake

| PLAYER | G. | AB | H | D | T | HR | RBI | R | BB | SO | SB | CS | E | GWH | AVE. |
|----------|----|------|-----|----|----|----|-----|-----|-----|-----|----|----|----|-----|-------|
| GERHART | 14 | 38 | 14 | 3 | 0 | 3 | 5 | 3 | 1 | 10 | 0 | 0 | 0 | 0 | 0.368 |
| BERNZARD | 52 | 191 | 63 | 9 | 1 | 7 | 22 | 24 | 13 | 28 | 10 | 3 | 0 | 2 | 0.330 |
| HAIRSTON | 32 | 81 | 23 | 4 | 5 | 0 | 4 | 10 | 7 | 8 | 0 | 0 | 1 | 1 | 0.284 |
| TETTLTON | 33 | 68 | 19 | 3 | 0 | 7 | 18 | 11 | 10 | 11 | 5 | 1 | 4 | 3 | 0.279 |
| ALDRETE | 30 | 77 | 21 | 3 | 0 | 2 | 4 | 9 | 15 | 15 | 1 | 5 | 0 | 0 | 0.273 |
| RAY | 51 | 197 | 53 | 11 | 1 | 5 | 15 | 28 | 17 | 18 | 2 | 8 | 2 | 0 | 0.269 |
| JONES | 9 | 19 | 5 | 0 | 0 | 2 | 3 | 3 | 0 | 3 | 2 | 0 | 0 | 0 | 0.263 |
| CALDERON | 26 | 69 | 18 | 5 | 2 | 1 | 6 | 7 | 1 | 22 | 2 | 2 | 3 | 0 | 0.261 |
| MORENO | 26 | 104 | 26 | 4 | 2 | 2 | 10 | 9 | 0 | 24 | 8 | 5 | 0 | 0 | 0.250 |
| BROWN | 35 | 97 | 24 | 5 | 1 | 4 | 10 | 9 | 6 | 17 | 0 | 3 | 2 | 0 | 0.247 |
| TRAMMELL | 51 | 183 | 41 | 7 | 2 | 7 | 21 | 28 | 17 | 22 | 10 | 2 | 3 | 4 | 0.224 |
| PGLIRULO | 52 | 188 | 42 | 10 | 2 | 10 | 27 | 23 | 16 | 45 | 0 | 0 | 7 | 1 | 0.223 |
| HEATH | 40 | 98 | 21 | 2 | 0 | 2 | 10 | 6 | 4 | 23 | 1 | 0 | 4 | 0 | 0.214 |
| BONILLA | 43 | 147 | 27 | 3 | 1 | 0 | 9 | 9 | 13 | 25 | 6 | 3 | 3 | 0 | 0.184 |
| HRBEK | 49 | 185 | 28 | 4 | 1 | 9 | 23 | 18 | 9 | 36 | 0 | 2 | 4 | 3 | 0.151 |
| MARTINEZ | 24 | 27 | 3 | 1 | 0 | 0 | 1 | 1 | 3 | 8 | 2 | 2 | 0 | 0 | 0.111 |
| AGUILARA | 1 | 1 | 0 | 0 | 0 | 0 | 0 | 0 | 0 | 1 | 0 | 0 | 0 | 0 | 0.000 |
| BLUE | 1 | 3 | 0 | 0 | 0 | 0 | 0 | 0 | 1 | 2 | 0 | 0 | 0 | 0 | 0.000 |
| TOTALS | | 1773 | 428 | 74 | 18 | 61 | 188 | 198 | 133 | 318 | 49 | 36 | 33 | 14 | 0.241 |

| PITCHER | G. | GS | CG | W | L | S | IP | H | BB | SO | R | ER | HR | SHO | ERA |
|----------|----|----|----|----|----|---|------|-----|-----|-----|-----|-----|----|-----|------|
| WALTER | 10 | 0 | 0 | 1 | 1 | 1 | 29 | 23 | 10 | 24 | 9 | 8 | 2 | 0 | 2.48 |
| AGUILERA | 17 | 3 | 1 | 3 | 2 | 0 | 55.3 | 54 | 14 | 40 | 20 | 18 | 8 | 0 | 2.93 |
| DARLING | 13 | 13 | 4 | 3 | 7 | 0 | 94 | 94 | 25 | 80 | 50 | 44 | 12 | 1 | 4.21 |
| DRABEK | 13 | 5 | 1 | 1 | 5 | 3 | 44.3 | 43 | 18 | 28 | 24 | 22 | 7 | 0 | 4.47 |
| CLEMENTS | 19 | 0 | 0 | 0 | 2 | 1 | 22.6 | 27 | 10 | 8 | 18 | 13 | 1 | 0 | 5.16 |
| BERNGUER | 8 | 0 | 0 | 0 | 1 | 0 | 20.6 | 19 | 17 | 20 | 12 | 12 | 2 | 0 | 5.23 |
| BLUE | 9 | 9 | 1 | 3 | 4 | 0 | 56 | 66 | 22 | 24 | 39 | 36 | 12 | 0 | 5.79 |
| SMITHSON | 9 | 9 | 2 | 1 | 8 | 0 | 61 | 86 | 22 | 36 | 48 | 45 | 10 | 0 | 6.64 |
| REUSCHEL | 13 | 13 | 2 | 3 | 7 | 0 | 84.3 | 106 | 33 | 39 | 56 | 53 | 9 | 0 | 6.64 |
| TOTALS | | 52 | 11 | 15 | 37 | 5 | 467. | 518 | 171 | 299 | 276 | 251 | 63 | 1 | 4.83 |

3THE FLY-BY-NIGHT INSIDE NEWS:

The schedule maker has made some errors with numbering some series.If you have a question about any errors or penalty points just let me know.

Psychic Thoughts-Salem's # 1,2, and 3 starting pitchers have a combined 3-20 record thus far this season,with little sign of improvement.

The Psychics have gone 20-24 since going 0-8 to start the season. Buddy Bell,Harold Reynolds,Glenn Hubbard are all on the block for pitching,a shortstop, or a lefty outfielder.Come on guys,make me an offer!!!

ROUNDRIPPERS TRIP?Watch out '62 Mets!(and probably '87 Padres) the Roundtrippers 8-36 .182! Marv Throneberry where are you????

CAN YOU GUEST WHO THIS FBN MANAGER IS?

The stuff that dreams are made of for strat-o-matic baseball fans the world(and World Series) turns on a roll of the dice.A 37 yr. old entered the tourney with his 15 yr. old son. "We drove here by van and camped overnight in the parking lot. I've played S-O-M while at college and in the Air Force, but somehow lost track of my game set.My son found it in the basement under a bunch of junk about five years ago and we've been playing it again ever since" (This was sent in by Joe Hults and Rich Meyerson) The article was in the NY NEWSDAY.At this tournament Joe first met BRUCE FOGG and that's when Joe found out about the FBN.*****

WHAT'S IN A NAME?... Here are some play on words and nick names ala ESPN for Galactic players. Tony Pena(colada). Jerry Willard (the rat). Eddie(Mr. Clutch)Murry. Frank White(walls). Randy Asadoor(way).Tim(it)Raines(it pours).Eric(Betty)Davis(eyes).Kirk (beam me up Scotty)Gibson. Devon White(wash).Mike Moore(or less). Scott(towels)Garrelts.Lee Smith(and Wesson).Eric(ker)Plunk. Mark (on a)Clear(day you can see forever). John Henry Johnson(& Johnson).Jose Rijo(deJaniero).Ozzie(Wizzard of Oz)Smith. Bert "50" Blyleven. Thanks Steve but you Bob (shouldn't have) Kipper.

BRUNO'S BITS: Records; When BRUNO'S scored first 19-7. When other team scored first 8-18. BRUNO'S leading after 7, 24-4. One run games 8-5. *****

A LOOK AT THE BLUE DEVILS

The Blue Devils are playing their first season in Connecticut after the new ownership moved the franchise East from Michigan (formerly known as the Holland Hawkmen). The nucleus of the team has traditionally been strong and always a contender-- this year will be no different as Connecticut boasts arguably the best over all pitching in their division,possibly the league.

The Blue Devils started quickly this season winning their first 6 games (4 home 2 away). Since then they have had a 4 game winning streak and 5 game losing streak but other than that no streaks longer than 2 games.

The Blue Devils recently made a trade with Wallingford which will go into effect for Series # 10. The keys to the trade were the acquisitions of Len Dykstra and Tony Gwynn!! They should immediately add some offensive spark to the Connecticut lineup. However, nothing comes for free!!! Connecticut gave up 2 excellent young pitchers in Kelly Downs and Danny Cox. Connecticut was very high on Downs but because of their pitching depth,they felt they could afford to lose them both. Cox was pitching poorly also (2-5 5.08 ERA) Connecticut also traded away 2 major disappoint-

ments --- Donnie Hill(.225 only 8 runs scored) and Joe Orsulak (.233 4,errors) Connecticut also felt they acquired a potential excellent pitcher in young lefty Greg Mathews. Only time will tell.

HI-LITES / LOWLITES

Sid Fernandez was awesone in pitching vs. NL East rivals. In 6, starts "El Sid" was 5-1 with a 1.53 ERA only 35 hits and 64 K's! in 53 innings!!! Including 7 innings of NO HIT ball vs Lime Sox. Overall-- Fernandez is 7-3 2.25 ERA 92 K's in 81 innings.

OTHER HILITES: Gantner .382, Ashby .304, Webster .325 31 runs 11 doubles, Brunansky 31 RBI'S 7 HR'S, Hershiser 5-1 3.39 ERA.

OTHER LOWLITES Gross 1-3 6.55 ERA, Alvin Davis .227, Reggie Williams .218.

"WEIRD STAT AWARD" Tim Wallach is hitting just .188 with only 31 hits but boy is he producing!! 24 RBI'S 14 runs 5 doubles 2 triples 6 homeruns.

~~~~~ PREDICTIONS FOR THE NL EAST DIVISION ~~~~~

We have great expectations for a tight, exciting race. I think everyone agrees that the final 4 series of the year will probably decide the race. Hopefully all the games can be played face-to-face!!! I thoroughly enjoyed our recent face-to-face games even though I didn't fare too well. Looking into my crystal ball.....

1st - Connecticut What modesty!! The Blue Devils are confident that their strong pitching (both starting and relief) will prevail in the end in a close battle. The pitching keeps the Blue Devils in almost every ballgame as the rarely get blown out. The offense which was improver with the trade for Dykstea and Gwynn. Also good defense in key positions.

2nd - J & B J&B and the Lime Sox will be really close in the chase for 1st place. J&B gets the edge due to their superior starting and relief pitching. Roggs,Fuckett,Lynn and Downing give them offense but too much reliance is placed on their shoulders. If one of them slumps - there could be trouble.

3rd - New England The Lime Sox have a potential explosive offense as evidenced first-hand by two 10 run games vs the tough Connecticut pitching in Series# 8. However,starting pitching is questionable after Hurst. Joe Cowley and Jose Guzman need to pitch well to really challenge for 1st.

4th - BRUNO'S The defending champs will be right in the race to to the end due to their excellent manaher who gets the most out of hes largely average players!! However biggest problem is lack of starting pitching after Gooden and Boyd.

5th - Salem The Psychics don't really have enough hitting or pitching to really contend, But, watch for the future! This is a transition team - old veterans (Niekro,Andujar,Bell,Hubbard) and the young future (Incaviglia,Witt,Brock,Caniotti). They could spoil some team's seasons.

REMEMBER TO CHECK BACK AT THE END OF THE SEASON TO SEE HOW FOOLISH THESE PICKS WERE!!!!!!!!!!!!

PENALTY POINTS UPDATE: NEW FOR MISSING THIS REPORT JUPITER 3, WALLINGFORD 3, FLORIDA 3.  
TOTAL PENALTY POINTS. JUPITER 6, WALLINGFORD 6, LAKE WOBEGON 3, FLORIDA 3, GALACTIC 1,  
GRAM FUZZ 1.

IF YOU QUESTION ANY PENALTY POINTS PLEASE CALL OR WRITE TO ME.

IT TOOK ME OVER 7 HOURS TO PREPARE THIS REPORT. I ENJOY DOING IT BUT MY WIFE DOES NOT!! SO NEXT TIME ON AUG. 31 AND OCT. 12 FOR TEAM STATS REPORTS ALSO MGR'S MAIL THEIR STATS TO AL. PRES. MIKE KOSTEK. NIL. MGR'S MAIL THEIR INFO TO ME.

ALL F.B.N MGR'S STILL MAIL W-L info. to me on the regular schedule dates.

\* PHIL WEISS HAS A NEW PHONE NUMBER. 1-201-992-4139. He is on vacation  
\* until AUGUST.  
\* \* \* \* \*

YOUR NEXT REPORTING DATE IS JULY 20<sup>th</sup>, FOR SEIRES 10+11.

NEXT FBN REPORT WILL BE MAILED AROUND JULY 20<sup>th</sup>.

PLEASE FEEL FREE TO MAIL ANYTHING YOU WANT FOR THE FBN REPORT.

IN THE NEXT REPORT: I WILL BE INCLUDING PP'S THAT MGR'S HAVE FOR REPORTING RESULTS OR MAILING INSTANTIONS OUT LATE FOR GAMES, ... CURRENT WON LOSS RECORDS .... MORE BRUNO'S BITS (MAIL IN YOUR BITS TOO) .... AND MORE FROM MUNSON'S!!